



**THEOLOGICAL EDUCATION**

**The May 2013 Survey**

**Table of Contents**

**OVERVIEW..... 1**

**HIGHLIGHTS ..... 3**

**KNOWLEDGE OF SEMINARIES ..... 4**

    Familiarity with PC(USA) Seminaries ..... 4

    Seminary Attendance ..... 5

**ENGAGING WITH SEMINARIES ..... 6**

    Individual Involvement with Seminaries ..... 6

    Congregational Involvement with Seminaries ..... 8

**SUPPORTING SEMINARY EDUCATION ..... 10**

    Likelihood of Future Seminary Involvement ..... 10

    Support for Seminaries..... 12

**IMPORTANCE OF SEMINARIES ..... 14**

    Recommending a Seminary ..... 14

    PC(USA) Seminary Requirements for Pastors..... 14

**DATA APPENDIX ..... A-1**



**A Ministry of the Presbyterian Mission Agency**  
Presbyterian Church (U.S.A.)  
100 Witherspoon Street  
Louisville, KY 40202

## **What is the Presbyterian Panel?**

The Presbyterian Panel consists of three nationally representative samples of groups affiliated with the Presbyterian Church (U.S.A.): ruling elders (“lay” leaders) currently serving on session (the governing body in Presbyterian congregations), other members of congregations, and teaching elders (ministers of the Word and Sacrament). For analysis, teaching elders are split into two groups based on current call: *pastors*, serving congregations, and *specialized ministers*, serving elsewhere. New samples are drawn every three years. Panel surveys are conducted quarterly, by mail or with an online completion option.

For more information on methods used to draw the samples, see the technical appendix in the *Religious and Demographic Profile of Presbyterians, 2011: Findings from the Initial Survey of the 2012-2014 Presbyterian Panel*

[www.pcusa.org/resource/presbyterian-panel-survey-fall-2011-religious-and/](http://www.pcusa.org/resource/presbyterian-panel-survey-fall-2011-religious-and/)

The Panel is maintained and directed by the office of Research Services of the Presbyterian Church (U.S.A.). The first Panel was created in 1973 to provide a means of informing leaders of the opinions and activities of people in the pews across the church. Survey topics and questions are usually developed at the request of, and in consultation with, staff or elected members of national church entities. However, ultimate decisions on content and the disposition of Panel data are those of Research Services. Standards developed by the American Association of Public Opinion Research guide Panel surveys.

## **Current Survey**

The current survey is the sixth completed by the 2012-2014 Panel. Questionnaires were distributed on May 10, 2013. Most panelists received their copy by U.S. mail, but a subset in each sample who had signed up for the service was notified via email (members, 19%; elders, 30%; ministers, 46%). All non-respondents were sent a postcard reminder on June 10, 2013. In addition, panelists who had received initial notification of the survey via email but who had not yet responded received email reminders on May 23, May 28, and June 10. Returns were accepted through August 20.

Response rates for this survey are: members, 37%; elders, 45%; ministers, 58%. All panelists had the option of completing the survey on the web, and 38% of responding members, 49% of responding elders, 70% of responding pastors, and 66% of responding specialized clergy did so.

## **Sponsor and Topic**

This survey was sponsored by the 220th General Assembly Special Committee on Funding Theological Institutions and the Theological and Church Concerns Subcommittee of the Committee on Theological Education (COTE). This ministry sought to learn more about awareness of and enthusiasm for Presbyterian theological education. The ministry also wanted to ascertain how congregations might support and engage with Presbyterian seminaries.

## **This Report**

The first half of this report uses text and graphics to summarize and explicate findings. A full list of survey questions and responses follows with tables that display the percentage distribution of responses to every question for each of the four Panel groups. Results are subject to sampling and other errors. In general, differences of less than 8% are not statistically meaningful.

Some analyses in this report rely on responses of panelists to the initial questionnaire they completed in the fall of 2011. For more information on this earlier survey and responses of panelists to these questions, see the *Religious and Demographic Profile of Presbyterians, 2011* [www.pcusa.org/resource/presbyterian-panel-survey-fall-2011-religious-and/](http://www.pcusa.org/resource/presbyterian-panel-survey-fall-2011-religious-and/)

## **Suggested Citation**

Research Services, Presbyterian Church (U.S.A.). *Theological Education: The Report of the May 2013 Presbyterian Panel Survey*. Louisville, 2014.

## **Author Note**

Deborah Coe developed the questionnaire, and Angie Andriot wrote this report. They were assisted by other staff members of the office of Research Services. At the time of the survey, Deborah Coe was the Panel Administrator; at the time this report was published, Joelle Kopacz held that position.

## **Staff of Research Services**

At the time this survey was written and fielded, staff included: Jack Marcum, Coordinator; Deborah Coe; Katherine Duncan; Joelle Kopacz; Rebecca Moody; Christy Riggs; Ida Smith; and Andrew Whitehead. At the time this report was published, Jack Marcum, Katherine Duncan, Andrew Whitehead, and Ida Smith were no longer on staff. Angie Andriot and Susan Barnett had joined, and Deborah Coe was the new Coordinator.

## **Additional Copies**

This *Report* is also available on the web for free download in Adobe Acrobat (pdf) format; go to [www.pcusa.org/research/panel/](http://www.pcusa.org/research/panel/) and click on the appropriate link. Color copies of a four-page *Summary* of results are also available for \$2 each directly from Research Services, or for free download from the same website. Inquire about quantity discounts on printed copies of either this *Report* or its *Summary* (800-728-7228, ext. 2040, or [panel@pcusa.org](mailto:panel@pcusa.org)).

## **Panel on the Web**

*Summaries* and *Reports* of Panel surveys since 1993 and a listing of all surveys since the first Panel was created in 1973 are available at the Presbyterian Church (U.S.A.) website: [www.pcusa.org/research/panel](http://www.pcusa.org/research/panel).

### **Interested in Learning More About Your Congregation or Presbytery?**

- ✓ ***Ten-Year Trend Report for Congregations***—available for free: [www.pcusa.org/tenyeartrends](http://www.pcusa.org/tenyeartrends).
- ✓ ***Ten-Year Trend Report for Presbyteries***—available for free: [www.pcusa.org/tenyeartrends](http://www.pcusa.org/tenyeartrends).
- ✓ Research Services can help conduct a congregational survey to learn more about worshipers and identify congregational strengths. Call 800-728-7228, ext. 2040, and ask about the ***U.S. Congregational Life Survey*** or visit: [www.USCongregations.org](http://www.USCongregations.org).
- ✓ ***Neighborhood Demographic Report***—provides a quick look at the people who live in the area around a congregation or another location; available for free: [www.pcusa.org/research/demographics](http://www.pcusa.org/research/demographics).
- ✓ ***Religious Congregations & Membership Study***—provides information about the religious affiliations of people who live in any county in the country, including yours; available for free; see [rcms2010.org](http://rcms2010.org) or [www.thearda.com/rcms2010](http://www.thearda.com/rcms2010).

## Highlights

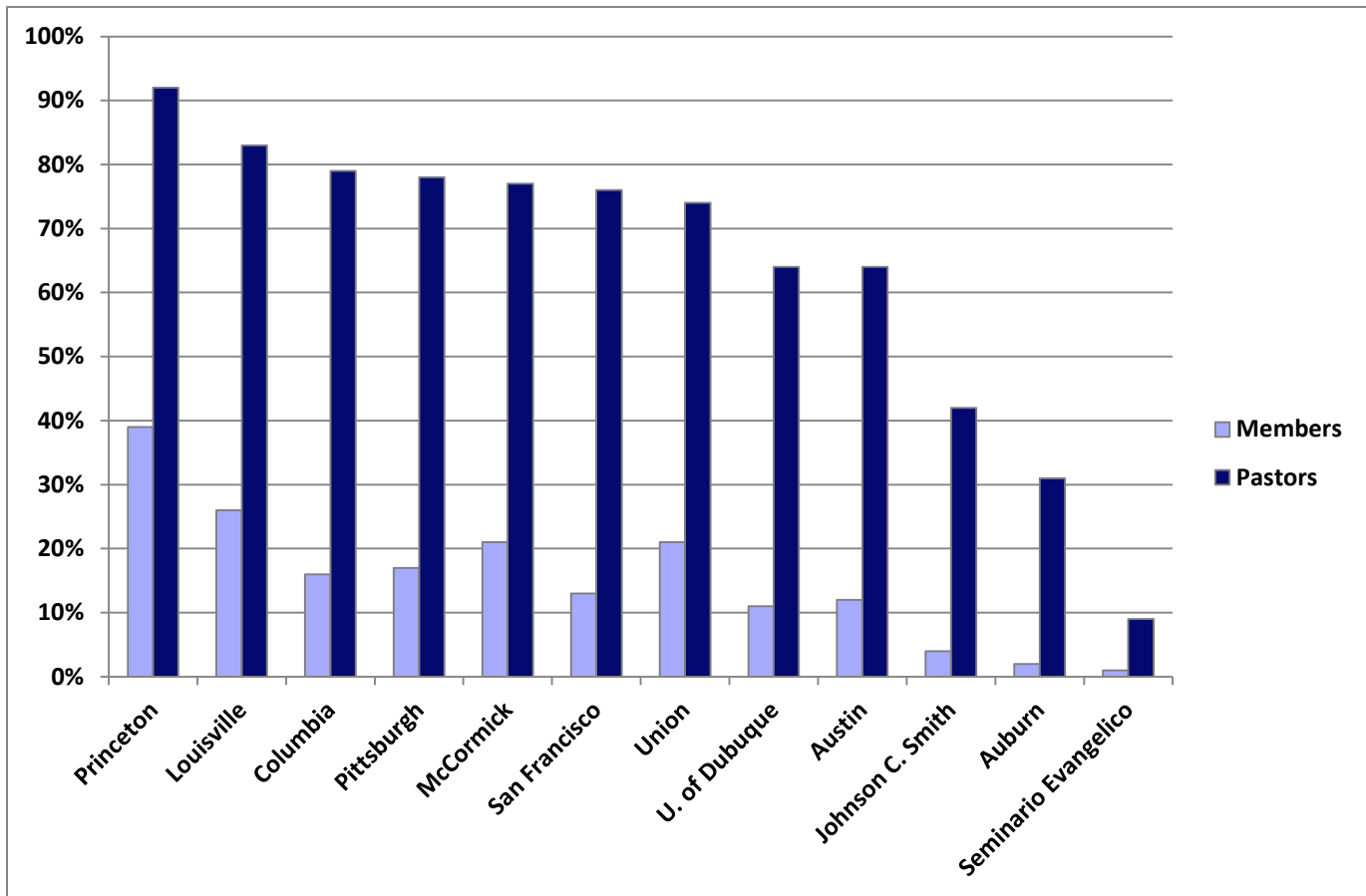
- ✓ When asked to describe their level of familiarity with a list of twelve PC(USA)-related seminaries, specialized ministers and pastors expressed a higher degree of familiarity than did members or ruling elders.
- ✓ Princeton Theological Seminary had the highest percentages of panelists reporting they were “very familiar” or “somewhat familiar” with it (members, 39%; ruling elders, 49%; pastors, 92%; specialized ministers, 89%).
- ✓ Very few members (3%) and ruling elders (1%), but over three-quarters of pastors (78%) and specialized ministers (81%) report that they graduated from or attended a PC(USA)-related seminary.
- ✓ Four in ten pastors (43%) and specialized ministers (45%) reported they had attended or graduated from a theological college or seminary not affiliated with the PC(USA).
- ✓ When asked to list the non-PC(USA)-affiliated theological college or seminary they attended, Fuller Theological Seminary was listed by more pastors and specialized ministers than any other school and Gordon Conwell Theological Seminary was listed second most often.
- ✓ One half to two-thirds of panelists responded that their pastor or pastoral leader had attended a PC(USA)-related seminary (members, 52%; ruling elders, 64%; pastors, 66%; specialized ministers, 49%).
- ✓ Nearly a third of members (28%) and nearly a fifth of ruling elders (18%) were not sure where their pastor or pastoral leader attended seminary
- ✓ Very few members or ruling elders reported visiting a PC(USA)-related seminary campus in the past five years, but a majority of pastors and specialized ministers report doing so (members, 7%; ruling elders, 12%; pastors, 76%; specialized ministers, 64%).
- ✓ The three most reported activities for members who visited a PC(USA) seminary in the last five years were “toured the campus” (50%), “attended a lecture or seminar” (27%), and “attended other on-campus special event” (23%).
- ✓ When given a list of seminary-related activities, large minorities of members (39%) and ruling elders (46%), and majorities of pastors (86%) and specialized ministers (82%) reported they have “read an article in a magazine published by a PC(USA)-related seminary”.
- ✓ A large minority of members (31%), ruling elders (28%), pastors (26%), and specialized ministers (44%) report that their congregation has had seminary student(s) from a PC(USA)-related seminary serve as intern(s).
- ✓ Overall, pastors and specialized ministers expressed a greater likelihood of participating in activities that might be offered by a PC(USA)-related seminary.
- ✓ Of the seven activities listed in the survey, respondents were most likely to go online to find Bible studies and/or devotional materials (members, 52%; ruling elders, 67%; pastors, 84%; specialized ministers, 72%).
- ✓ In order to support PC(USA) seminaries, most respondents preferred that their congregation “give to a one or more individual students to help pay for their seminary education wherever they attend” (members, 39%; ruling elders, 34%; pastors, 29%; specialized ministers, 32%).
- ✓ When asked to indicate the importance of five reasons for the PC(USA) to support seminaries, two reasons had the highest ratings: “To provide financial aid for PC(USA) students who attend PC(USA) seminaries” (members, 41%; ruling elders, 43%; pastors, 75%; specialized ministers, 75%) and “To ensure that PC(USA) congregations have seminary-trained pastoral leaders” (48%; 53%; 72%; 74%).
- ✓ When asked if they would be able to recommend a PC(USA)-related seminary if asked, a third of members (35%), almost half of ruling elders (46%), and a large majority of pastors (87%) and specialized ministers (90%) responded that they would be able to do so.
- ✓ A majority of pastors (61%) and specialized ministers (56%) said the PC(USA) should not require attendance at a PC(USA)-related seminary. Members and ruling elders, on the other hand, were evenly divided.

# Knowledge of Seminaries

## Familiarity with PC(USA) Seminaries

- ✓ When asked to describe their level of familiarity with a list of twelve PC(USA)-related seminaries, specialized ministers and pastors expressed a higher degree of familiarity than did members or ruling elders (see Figure 1).
  - Fewer than half of members and ruling elders were “very familiar” or “somewhat familiar” with any of the seminaries.
  - Not surprisingly, for nine of these seminaries, at least 60% of the pastors and specialized ministers were “very familiar” or “somewhat familiar.”

**Figure 1. Familiarity with PC(USA) Seminaries by Member and Pastor**



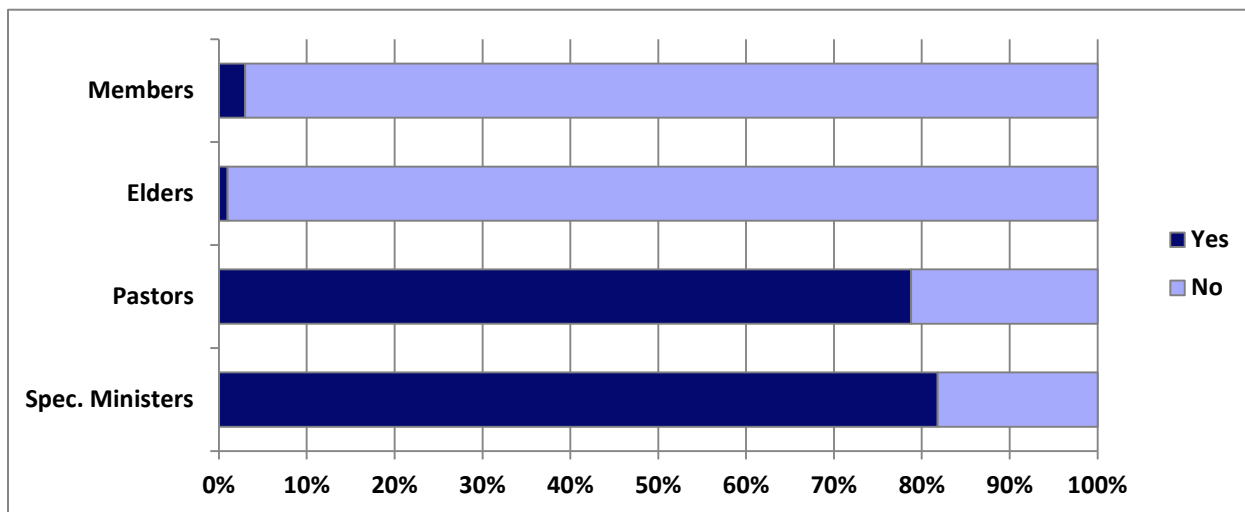
- ✓ Princeton Theological Seminary had the highest percentages of panelists reporting they were “very familiar” or “somewhat familiar” with it (members, 39%; ruling elders, 49%; pastors, 92%; specialized ministers, 89%). Louisville had the second highest percentages across all panel groups (26%; 36%; 83%; 82%).
- ✓ Seminario Evangélico de Puerto Rico had the lowest percentages of panelists responding they were “very familiar” or “somewhat familiar” with it (members, 1%; ruling elders, 1%; pastors, 9%; specialized ministers, 20%).
- ✓ We also examined familiarity by region, and found that generally people were most familiar with seminaries in their own region.

# Knowledge of Seminaries

## Seminary Attendance

- ✓ Over three-quarters of pastors (78%) and specialized ministers (81%) report that they graduated from or attended a PC(USA)-related seminary (see Figure 14)

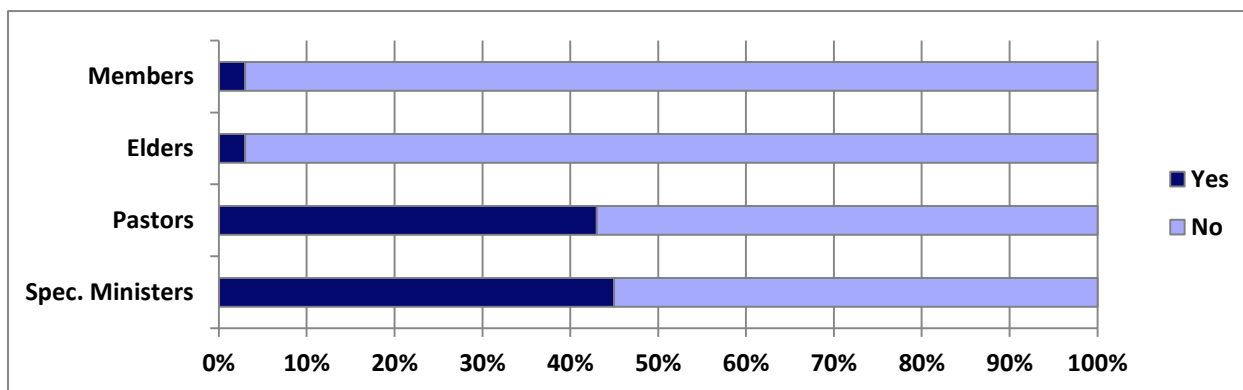
**Figure 14. Attendance at or Graduation from PC(USA) Seminaries**



- Out of the twelve PC(USA)-related seminaries listed, almost a third of pastors (29%) and specialized ministers (29%) reported attending Princeton.
- Columbia was the second most attended PC(USA)-related seminary for pastors (19%) but McCormick was second for specialized ministers (17%).
- One percent or less of pastors and specialized ministers who attended a PC(USA)-related seminary reported attending Seminario Evangélico de Puerto Rico (pastors <1%; specialized ministers 1%).

- ✓ Four in ten pastors (43%) and specialized ministers (45%) reported they had attended or graduated from a theological college or seminary not affiliated with the PC(USA) (see Figure 15).

**Figure 15. Attendance at or Graduation from Seminaries *not* Affiliated with PC(USA)**

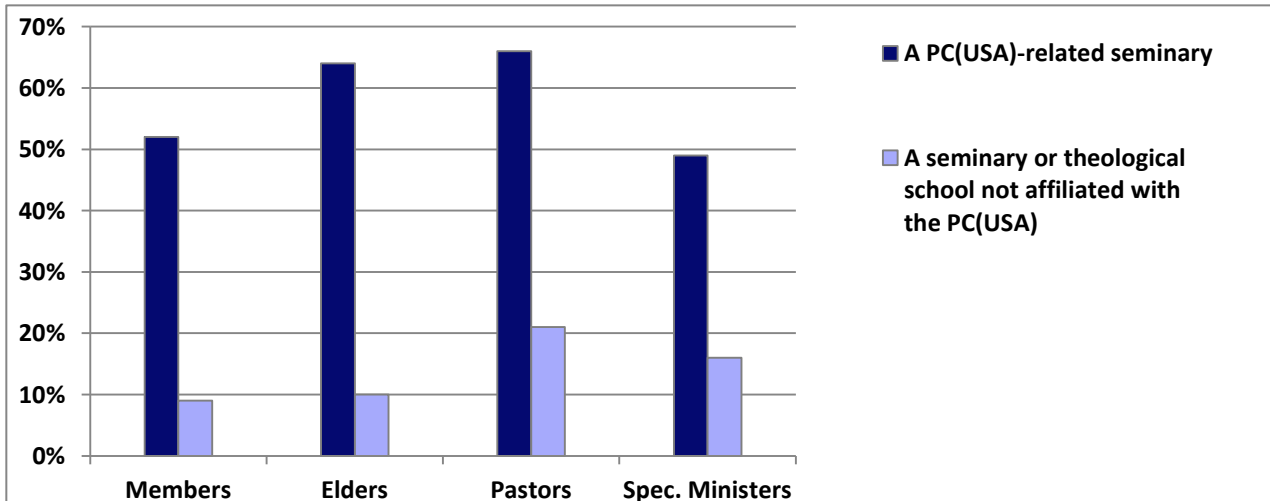


- ✓ When asked to list the non-PC(USA)-affiliated theological college or seminary they attended:
  - Fuller Theological Seminary was listed by more pastors and specialized ministers than any other school.
  - Gordon Conwell Theological Seminary was listed second most often.

## Knowledge of Seminaries

- ✓ When asked where the pastor or other pastoral leader of the panelist’s congregation had attended seminary (see Figure 16):
  - One half to two-thirds of panelists responded that their pastor or pastoral leader had attended a PC(USA)-related seminary (members, 52%; ruling elders, 64%; pastors, 66%; specialized ministers, 49%).
  - Fewer responded that their pastor or pastoral leader had attended a seminary or theological school not affiliated with the PC(USA) (9%; 10%; 21%; 16%).
  - Nearly a third of members (28%) and nearly a fifth of ruling elders (18%) were not sure where their pastor or pastoral leader attended seminary.

**Figure 16. Report of Where Pastor or Pastoral Leader Attended Seminary**

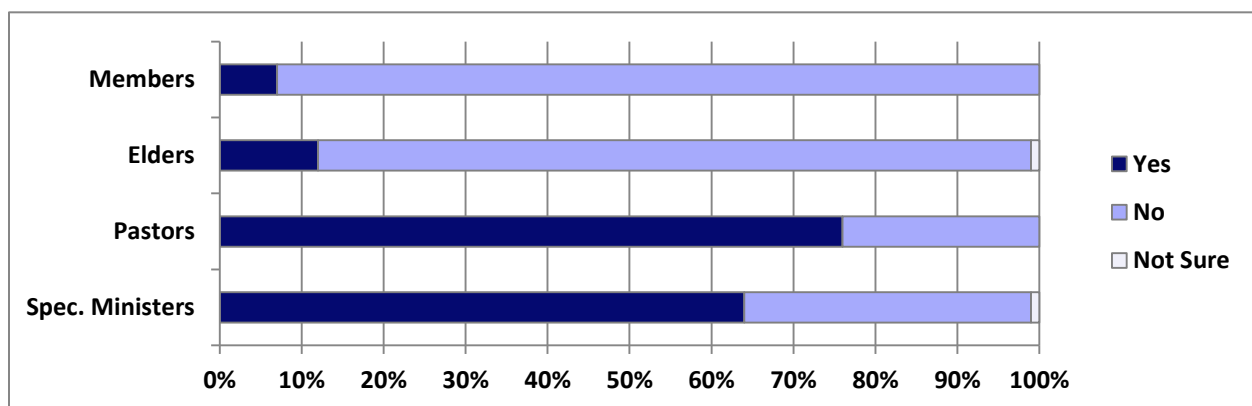


## Engaging with Seminaries

### *Individual Involvement with Seminaries*

- ✓ Very few members or ruling elders reported visiting a PC(USA)-related seminary campus in the past five years, but a majority of pastors and specialized ministers report doing so (members, 7%; ruling elders, 12%; pastors, 76%; specialized ministers, 64%) (see Figure 17).
  - Of members and ruling elders who have visited a PC(USA)-related seminary in the past five years, almost nine in ten (n=100) have only visited one (members, 90%, ruling elders, 86%).
  - Of the pastors and specialized ministers who have visited a seminary campus, more than half reported visiting two or more in the past five years (pastors, 55%; specialized ministers, 62%).

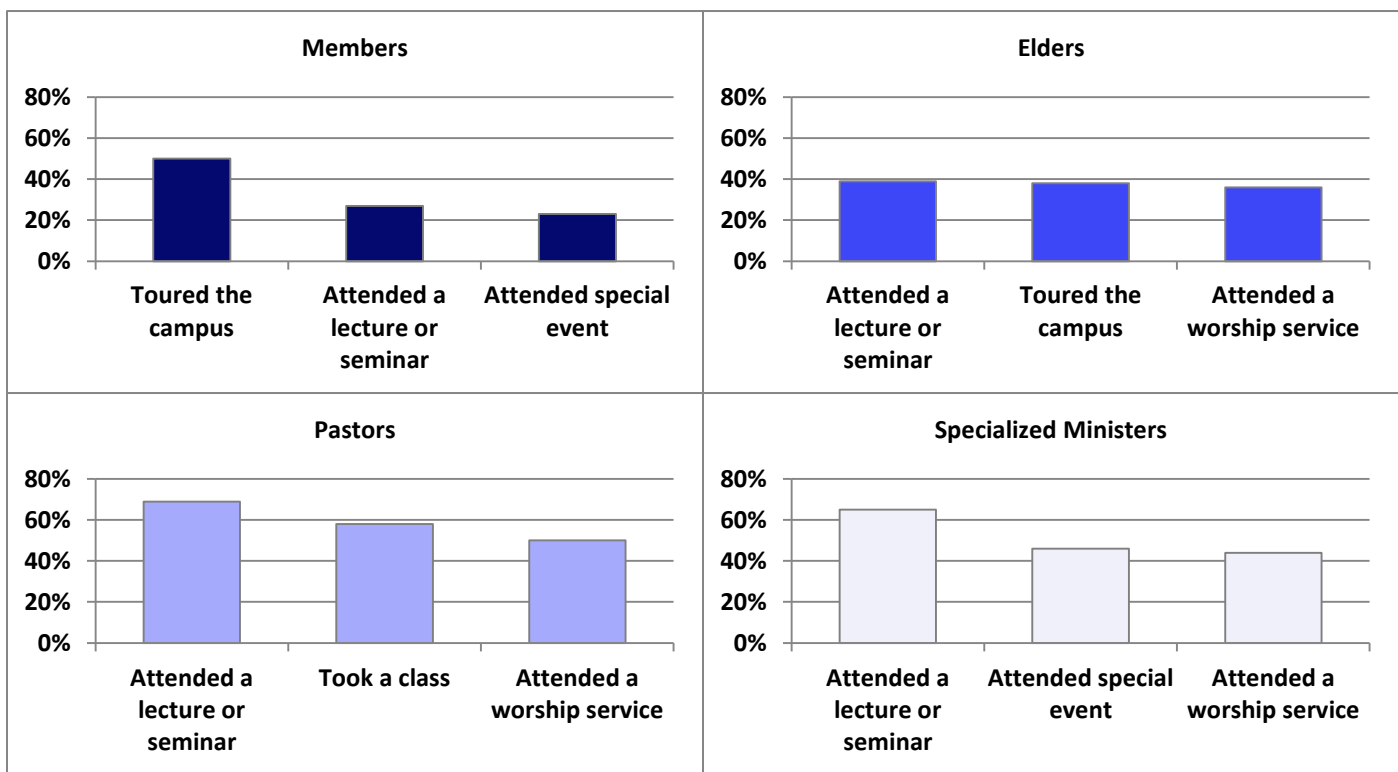
**Figure 17. Visits to PC(USA) Seminaries in the Past Year**



# Engaging with Seminaries

- ✓ Respondents who visited a PC(USA)-related seminary within the past five years reported a variety of activities while on campus. Of these activities, lectures and seminars seem to draw in all groups, while members and ruling elders are more likely to take a tour (see Figure 18).
  - The three most reported activities for members were “toured the campus” (50%), “attended a lecture or seminar” (27%), and “attended other on-campus special event” (23%).
  - Ruling elders reported that they “attended a lecture or seminar” (39%), “toured the campus” (38%), and “attended a worship service” (36%).
  - Pastors reported “attended a lecture or seminar” (69%), “took a continuing education class/attended a continuing education event” (58%), or “attended a worship service” (50%).
  - Specialized ministers “attended a lecture or seminar” (65%), “attended a special event” (46%), or “attended a worship service” (44%).

**Figure 18: Top 3 Activities Participated in While on PC(USA) Seminary Campus**

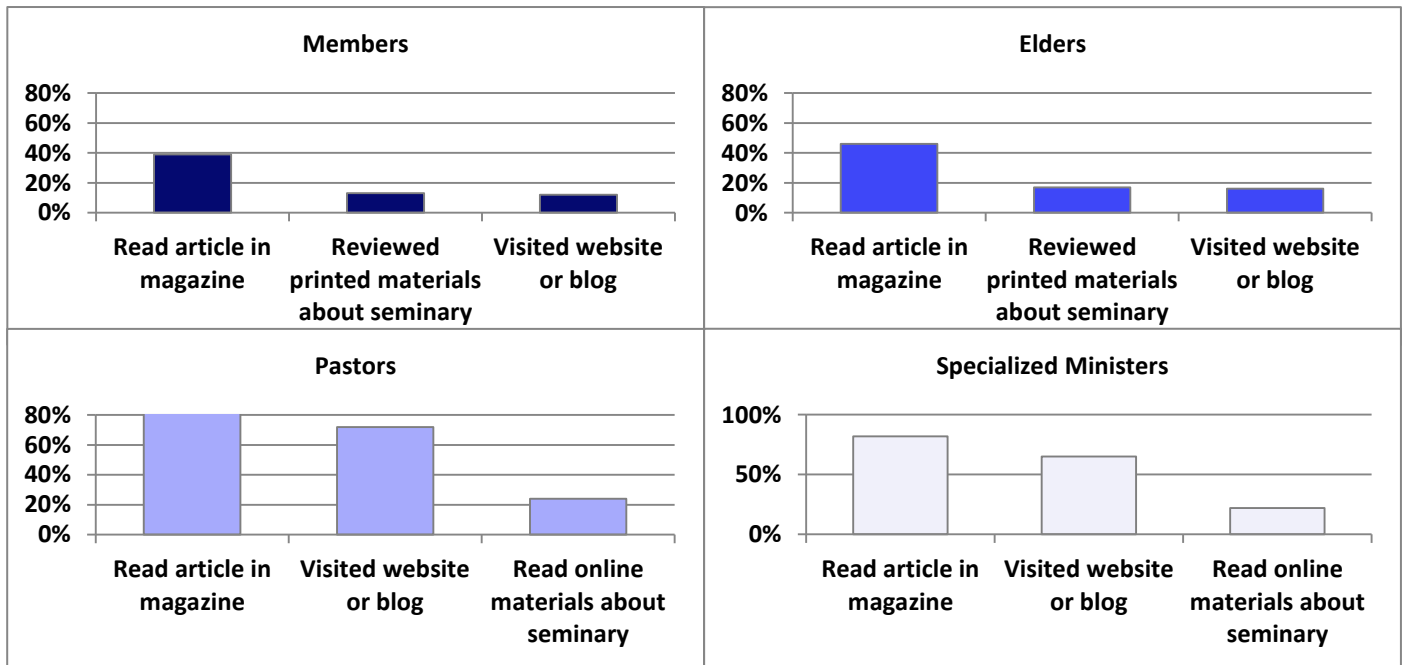


- ✓ When given a list of seminary-related activities, large minorities of members (39%) and ruling elders (46%), and majorities of pastors (86%) and specialized ministers (82%) reported they have “read an article in a magazine published by a PC(USA)-related seminary” (see Figure 19).
  - Teaching elders are twice as likely to read these articles as members and ruling elders, and three times as likely to visit the seminaries’ websites or blogs.
  - Members and elders are most likely to review printed materials about seminaries, whereas teaching elders are more likely to read online materials



# Engaging with Seminaries

Figure 19: Top 3 Seminary-Related Activities Within the Last 5 Years

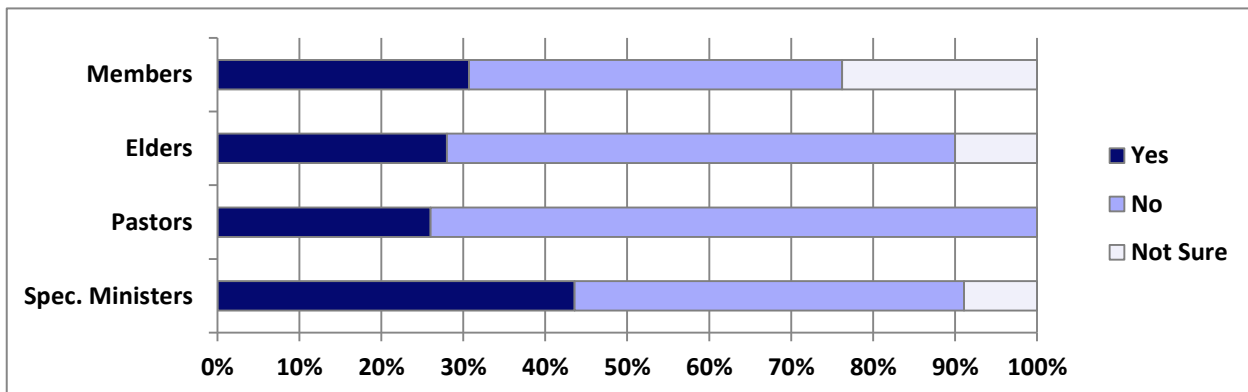


- ✓ Pastors and specialized ministers are more likely than members or ruling elders to access the following online or web based materials:
  - “Visited the website or blog of a PC(USA)-related seminary” (members, 12%; ruling elders, 16%; pastors, 72%; specialized ministers, 65%)
  - “Read online materials about PC(USA)-related seminaries in general, produced by the Committee on Theological Education (COTE)” (8%; 11%; 24%; 22%)
  - “Followed a PC(USA)-related website on Facebook or Twitter” (4%; 2%; 23%; 21%)
  - “Viewed or listened to a podcast about or produced by a PC(USA)-related seminary” (5%; 5%; 17%; 14%)

## Congregational Involvement with Seminaries

- ✓ Panelists who are involved in a PC(USA) congregation were asked about their congregation’s involvement with PC(USA)-related seminaries, students, or staff members within the past five years.
  - A large minority of members (31%), ruling elders (28%), pastors (26%), and specialized ministers (44%) report that their congregation has had seminary student(s) from a PC(USA)-related seminary serve as intern(s) (see Figure 20.)

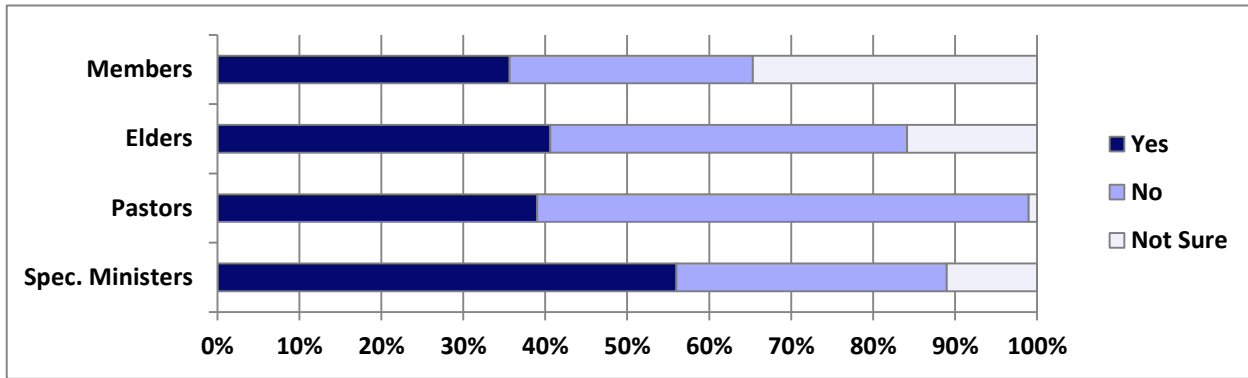
Figure 20. Congregations in Which Seminary Student has Served as Intern Supervised by Pastor in the Last 5 Years



# Engaging with Seminaries

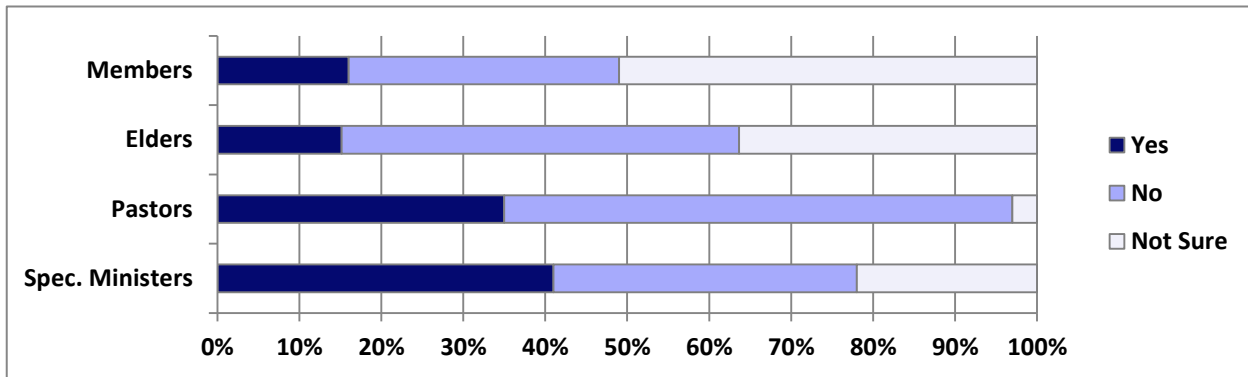
- Large minorities of members (36%), ruling elders (41%), and pastors (39%), but more than half of specialized ministers (56%) report that a member of the congregation has been enrolled in a PC(USA)-related seminary (see Figure 21).

**Figure 21. Congregations in Which a Member has Been Enrolled in a PC(USA)-Related Seminary**



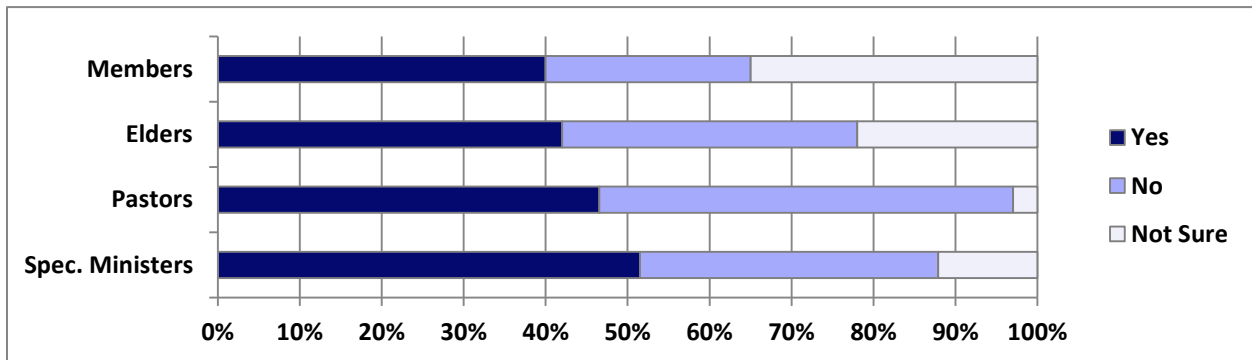
- Overall, less panelists report that a member of their congregation has been enrolled in a non-PC(USA)-related seminary than in a PC(USA)-related one.

**Figure 22. Congregations in Which a Member has Been Enrolled in a *Non-PC(USA)*-Related Seminary**



- Large minorities of members (40%) and ruling elders (42%) and about half of pastors (47%) and specialized ministers (51%) report that someone associated with a PC(USA)-related seminary such as a student, professor, or administrator has visited the congregation to preach, teach, lead worship, sing, or speak (see Figure 23).

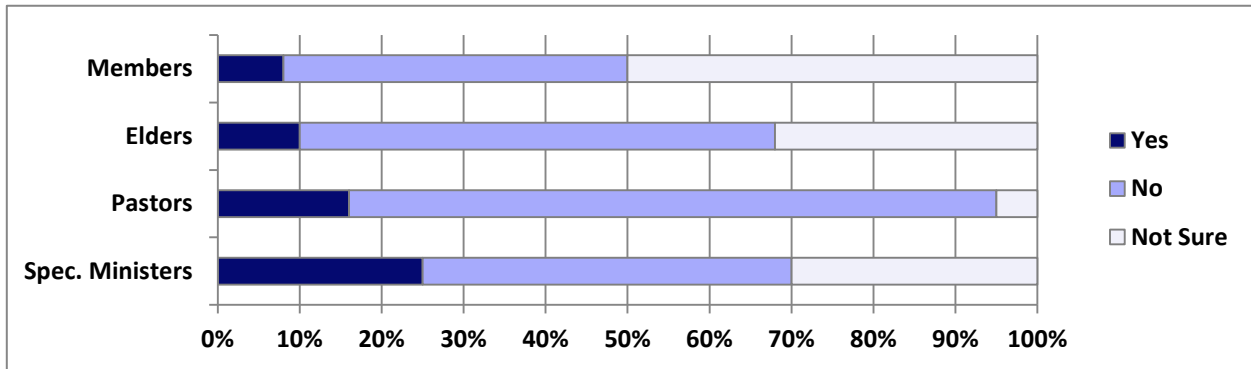
**Figure 23. Congregations in Which a Person Associated with a PC(USA) Seminary has Visited to Preach, Teach, Lead Worship, Sing, or Speak in the Last 5 Years**



# Engaging with Seminaries

- Small numbers of panelists in each group report celebrating Theological Education Emphasis Sunday one or more times in the past five years (members, 8%; ruling elders, 10%; pastors, 16%; specialized ministers, 25%) (see Figure 24).

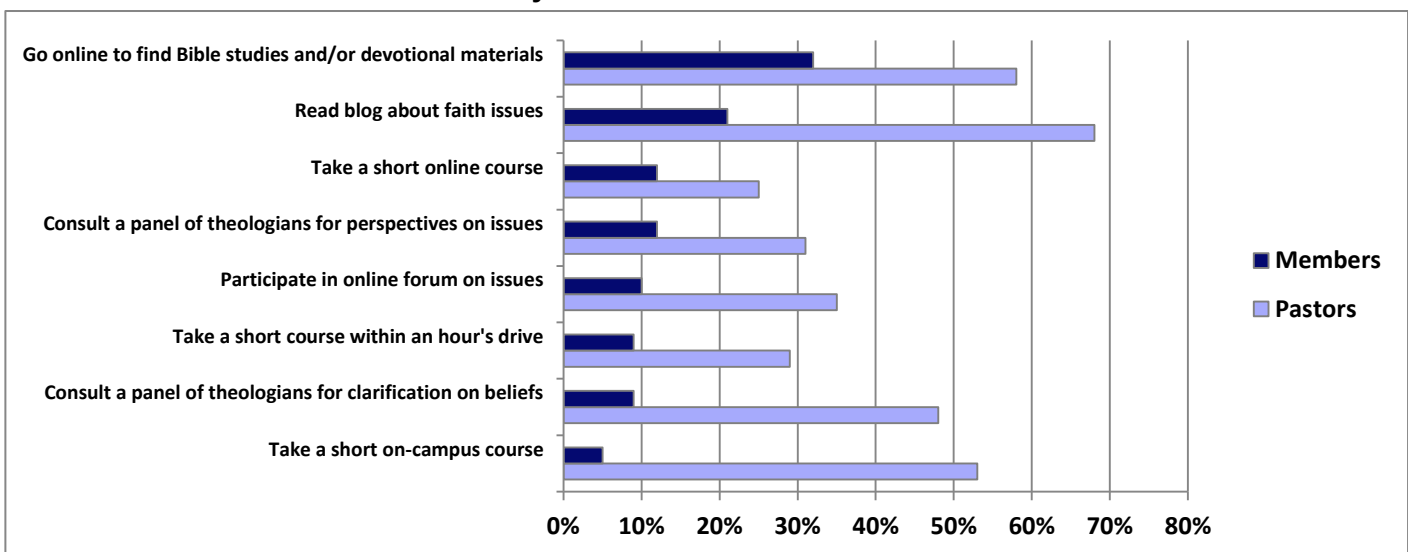
**Figure 24. Congregations that Celebrated Theological Education Emphasis Sunday One or More Times in the Past 5 Years**



## Likelihood of Future Seminary Involvement

- ✓ Panelists were presented with a list of activities that might be offered by a PC(USA)-related seminary, and asked how likely they might be to participate within the next year (see Figure 25).
- ✓ Overall, pastors and specialized ministers expressed a greater likelihood to participate in all listed activities. (See Figure 25, which shows results for members and pastors.)
- ✓ Two activities had the highest percentages of “very likely” or “somewhat likely” responses from all Panel groups:
  - “Go online to find Bible studies and/or devotional materials” (members, 32%; ruling elders, 46%; pastors, 68%; specialized ministers, 56%).
  - “Regularly read a blog about ethical, theological, or other current issues and how they relate to your faith” (21%; 30%; 58%; 52%)

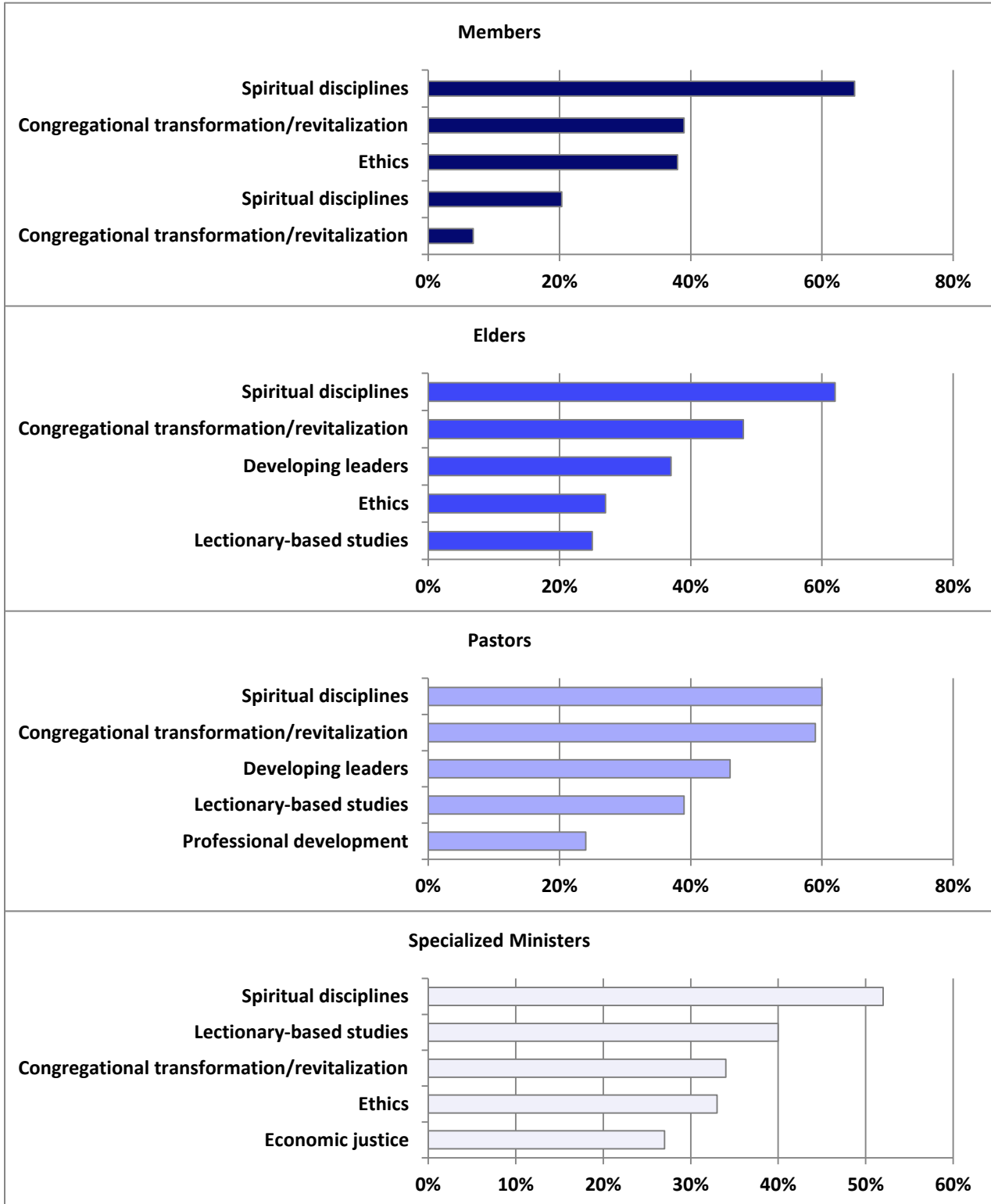
**Figure 25: Percentage of Participants Likely to Participate in Seminary Activities if Provided in the Next Year**



# Supporting Seminary Education

- ✓ When asked what kinds of topics they would be interested in studying, reading, or discussing, “spiritual disciplines” was the highest rated option for members, elders, pastors, and specialized ministers (see Figure 26).

**Figure 26: What Kinds of Topics People Would be Interested in Studying**

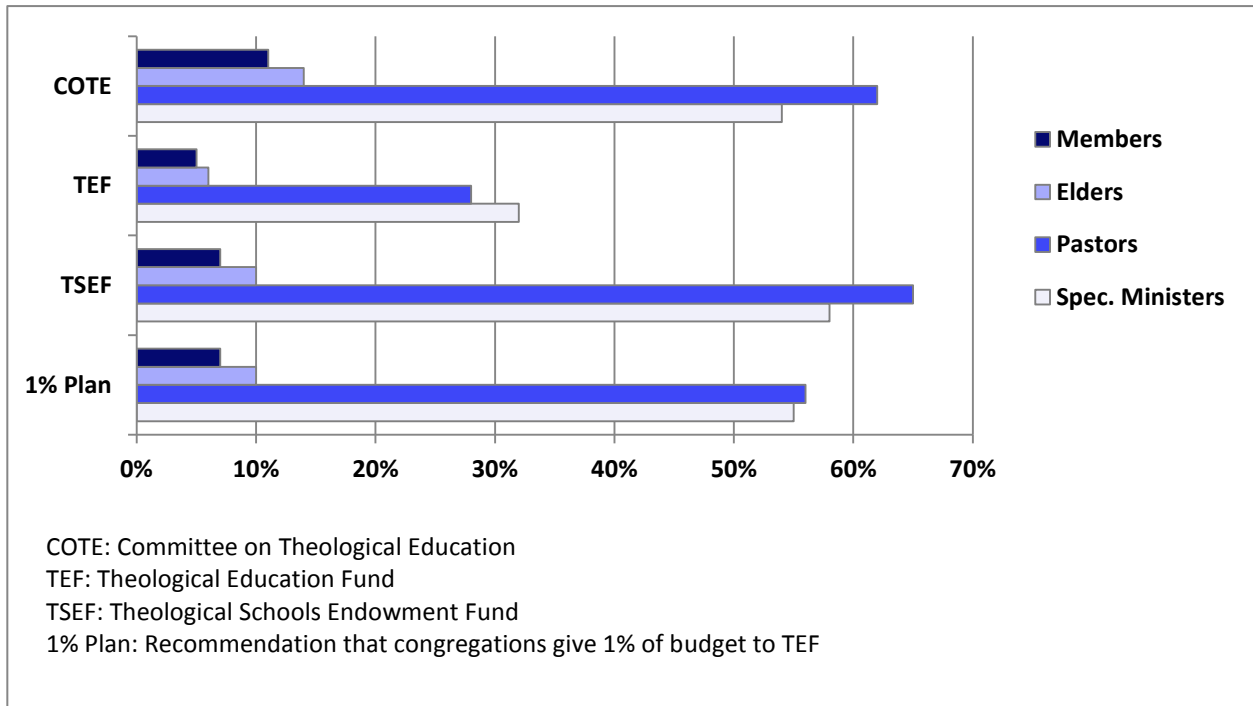


# Supporting Seminary Education

## Support for Seminaries

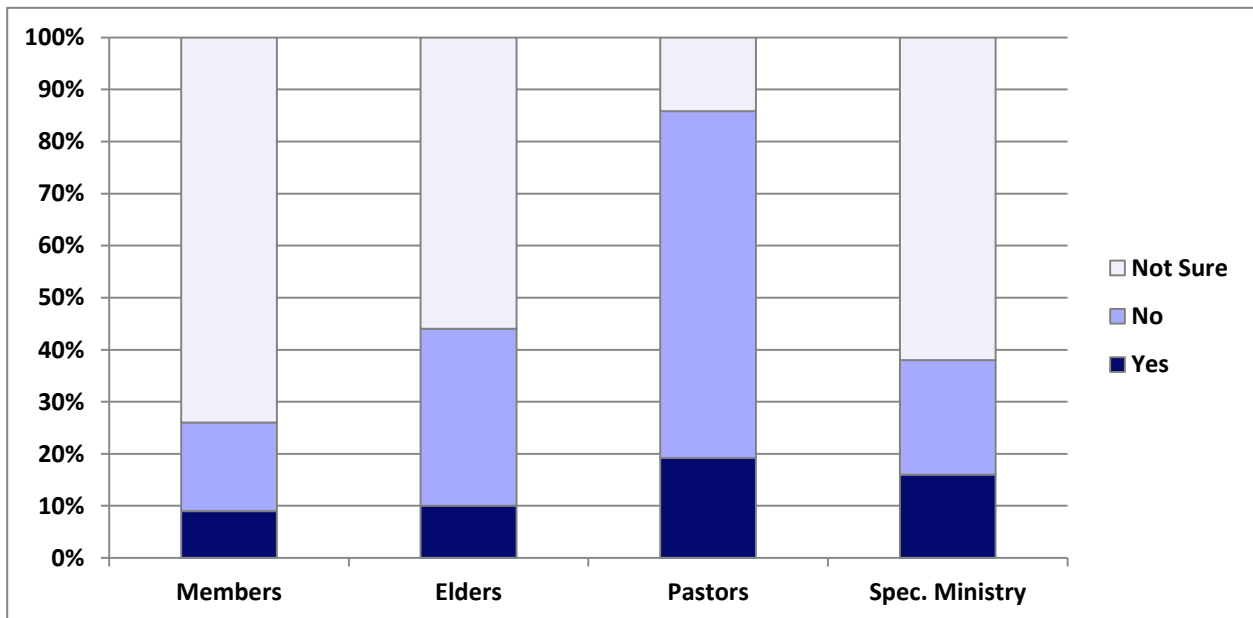
- ✓ Respondents were asked how familiar they were with various Theological Education-related groups and funds. Pastors and specialized ministers had the most familiarity, and the Committee on Theological Education and Theological Schools Endowment Fund were more well-known than the Theological Education Fund and the 1% Plan (see Figure 27).

**Figure 27: Familiarity with Seminary Groups and Funds**



- ✓ Only one in ten members (9%) and elders (10%), but more pastors (19%) and specialized ministers (16%) thought that their congregation had included financial contributions to the Theological Education Fund in its budget. (see Figure 28).

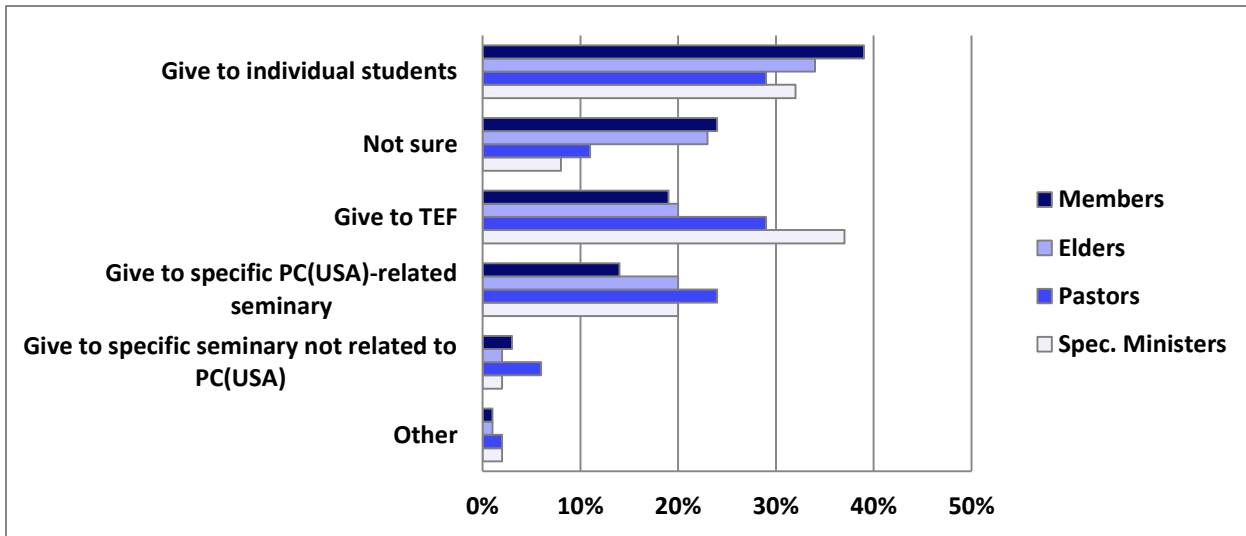
**Figure 28: Congregations with a Financial Contribution in its 2013 Budget to the Theological Education Fund (TEF)**



## Supporting Seminary Education

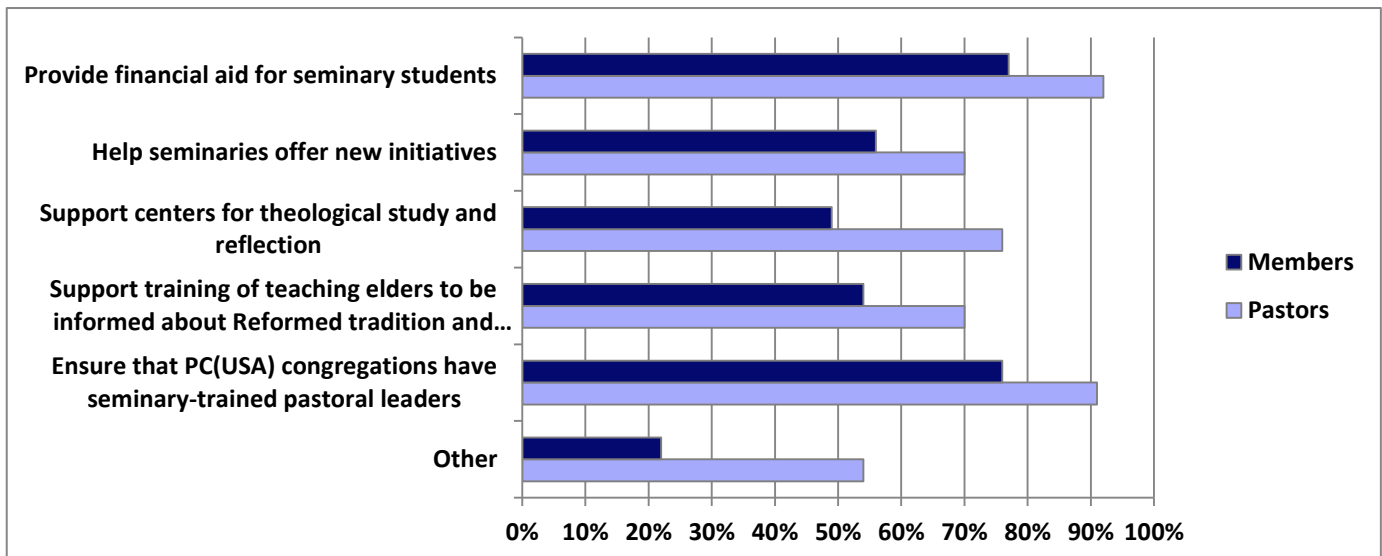
- ✓ Respondents were presented with a list of giving options to help support PC(USA)-related seminaries and asked to choose the one they most preferred (see Figure 29). The top two choices were:
  - “Give to one or more individual students to help pay for their seminary education wherever they attend” (members, 39%; ruling elders, 34%; pastors, 29%; specialized ministers, 32%).
  - “Give to the Theological Education Fund (TEF), a fund that aids all PC(USA)-related seminaries” (19%; 20%; 29%; 37%).

**Figure 28: If your congregation were to include a contribution for theological education in its 2014 budget, which one of these options would you personally most prefer?**



- ✓ When asked to indicate the importance of various reasons for the PC(USA) to support seminaries, two reasons had the highest percentage of “very important” or “somewhat important” responses from all Panel groups (see Figure 29 which shows results for members and pastors.):
  - “To provide financial aid for PC(USA) students who attend PC(USA) seminaries” (members, 77%; ruling elders, 79%; pastors, 92%; specialized ministers, 92%).
  - “To ensure that PC(USA) congregations have seminary-trained pastoral leaders” (74%; 79%; 91%; 92%).

**Figure 29: Reasons for the PC(USA) to Support Seminaries which Panelists believe to be Somewhat or Very Important**

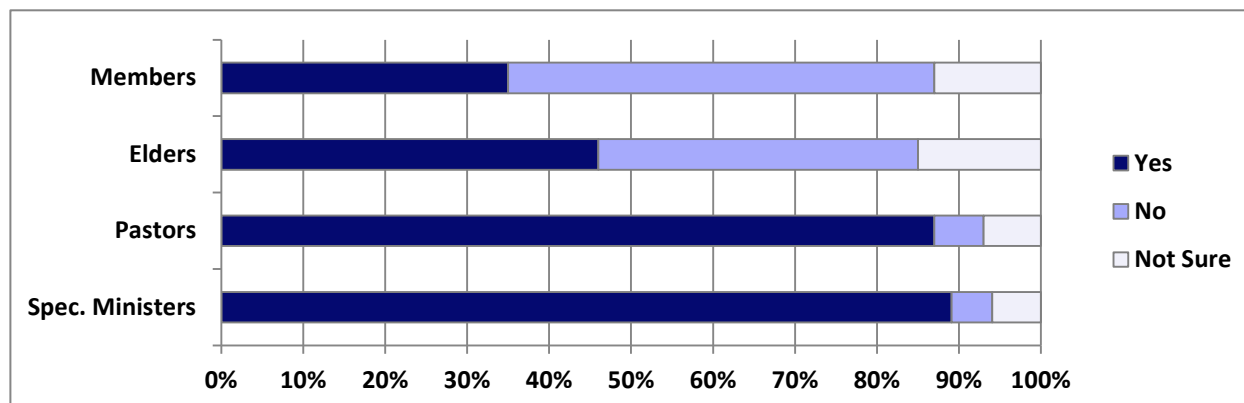


# Importance of Seminaries

## Recommending a Seminary

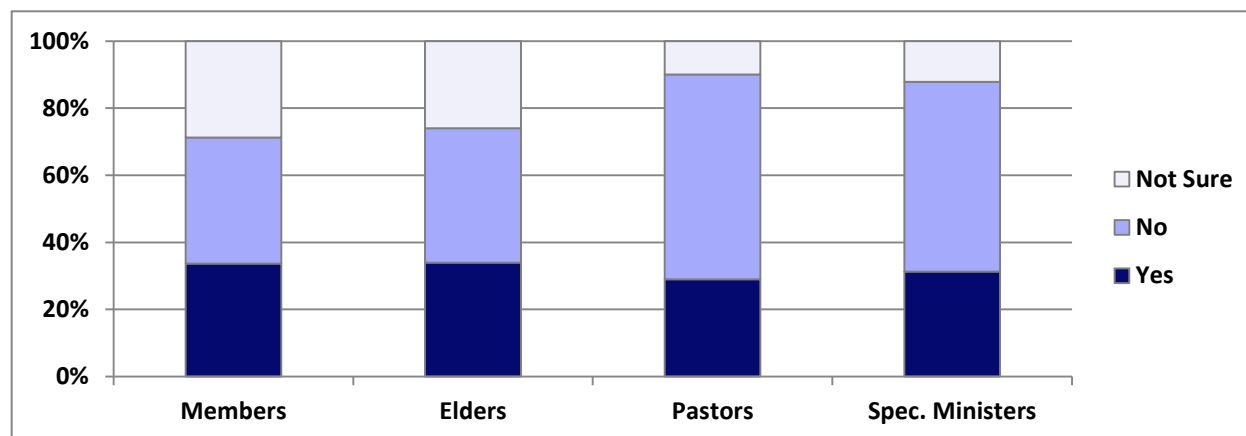
- ✓ When asked if they would be able to recommend a PC(USA)-related seminary if asked, a third of members (35%), about half of ruling elders (46%), and a large majority of pastors (87%) and specialized ministers (90%) responded that they would be able to do so (see Figure 30).

**Figure 30. Percent Who Would be Able to Recommend a PC(USA) Seminary if Asked**



- ✓ When given a list of statements about the seminary they would recommend:
  - A majority of respondents in all Panel groups stated that they had a relative or friend who attends or attended the recommended seminary (members, 57%; ruling elders, 59%; pastors, 68%; specialized ministers, 66%).
  - Very few members (4%) and ruling elders (3%), but a majority of pastors (65%) and specialized ministers (64%) responded that they had been or were currently students at the seminary.
  - About a quarter of all Panel groups currently live or have lived within a hour's drive of the recommended seminary (28%; 28%; 27%; 31%).
  - Few members (22%) and ruling elders (29%), but a small majority of pastors (59%) and specialized ministers (62%) reported that they have given money to the recommended seminary.
- ✓ Respondents were asked if the PC(USA) should require pastors to attend a PC(USA)-related seminary, as is the case in some denominations. (See Figure 31.)
  - Members and ruling elders were fairly evenly divided in their responses, with 34% of members and ruling elders saying "yes," 38% of members and 40% of ruling elders responding "no" and the remainder answering "not sure."
  - A majority of pastors (61%) and specialized ministers (56%) said the PC(USA) should not require attendance at a PC(USA)-related seminary.

**Figure 31. PC(USA) should require persons preparing for ministry to attend a PC(USA) seminary**



**THE PRESBYTERIAN PANEL**  
**THEOLOGICAL EDUCATION**  
**MAY 2013**  
**Survey Questions and Responses**

	<b>Members</b>	<b>Ruling Elders</b>	<b>Teaching Elders</b>
Number of survey invitations sent .....	949	1354	1423
Number of ineligible respondents .....	4	3	3
Number of surveys completed .....	351	615	825 ‡
Response rate .....	37%	45%	58%
‡ 584 pastors; 241 specialized ministers			

<b>Familiarity with Seminaries</b>	<b>Members</b>	<b>Ruling Elders</b>	<b>Pastors</b>	<b>Specialized Ministers</b>
Q1. Twelve seminaries are related to the Presbyterian Church (U.S.A.) through their membership in the PC(USA) Committee on Theological Education (COTE). Prior to receiving this survey, how familiar were you with each of them?				
a. Auburn Theological Seminary (New York, New York)				
Very familiar .....	*	1%	6%	10%
Somewhat familiar .....	2%	4%	25%	28%
Had heard of but little else.....	18%	26%	54%	48%
Had not heard of.....	79%	70%	15%	14%
b. Austin Presbyterian Theological Seminary (Austin, Texas)				
Very familiar .....	3%	8%	22%	23%
Somewhat familiar .....	9%	11%	42%	46%
Had heard of but little else.....	20%	22%	35%	27%
Had not heard of.....	69%	59%	2%	4%
c. Columbia Theological Seminary (Decatur, Georgia)				
Very familiar .....	6%	9%	32%	34%
Somewhat familiar .....	10%	15%	47%	44%
Had heard of but little else.....	23%	27%	19%	18%
Had not heard of.....	62%	49%	2%	4%
d. Johnson C. Smith Theological Seminary (Atlanta, Georgia)				
Very familiar .....	1%	3%	8%	12%
Somewhat familiar .....	3%	6%	34%	34%
Had heard of but little else.....	11%	14%	39%	33%
Had not heard of.....	85%	77%	19%	22%

Note: Percentages may not add to 100 due to rounding

\* = less than 0.5%; rounds to zero

— = zero (0.0); no cases in this category

+ = non-responses of 10% or more on this question (reported percentages for all questions omit non-responses)

n = number of respondents in the subset eligible to answer this question

◆ = percentages add to more than 100 because respondents could make more than one response



Q1. Twelve seminaries are related to the Presbyterian Church (U.S.A.) through their membership in the PC(USA) [Cont.] Committee on Theological Education (COTE). Prior to receiving this survey, how familiar were you with each of them?

e. Louisville Presbyterian Theological Seminary (Louisville, Kentucky)

Very familiar .....	8%	11%	27%	33%
Somewhat familiar .....	18%	25%	56%	49%
Had heard of but little else.....	23%	31%	16%	14%
Had not heard of.....	52%	33%	2%	4%

f. McCormick Theological Seminary (Chicago, Illinois)

Very familiar .....	7%	7%	25%	34%
Somewhat familiar .....	14%	18%	52%	47%
Had heard of but little else.....	18%	27%	21%	17%
Had not heard of.....	60%	47%	1%	3%

g. Pittsburgh Theological Seminary (Pittsburgh, Pennsylvania)

Very familiar .....	6%	7%	31%	23%
Somewhat familiar .....	11%	17%	47%	51%
Had heard of but little else.....	21%	26%	20%	21%
Had not heard of.....	62%	50%	2%	5%

h. Princeton Theological Seminary (Princeton, New Jersey)

Very familiar .....	13%	19%	50%	49%
Somewhat familiar .....	26%	30%	42%	40%
Had heard of but little else.....	26%	25%	8%	11%
Had not heard of.....	34%	26%	1%	*

i. San Francisco Theological Seminary (San Anselmo, California)

Very familiar .....	3%	4%	26%	33%
Somewhat familiar .....	10%	13%	50%	42%
Had heard of but little else.....	14%	17%	22%	23%
Had not heard of.....	74%	66%	3%	2%

j. Seminario Evangelico de Puerto Rico (San Juan, Puerto Rico)

Very familiar .....	—	*	1%	4%
Somewhat familiar .....	1%	1%	8%	16%
Had heard of but little else.....	7%	9%	40%	34%
Had not heard of.....	92%	90%	50%	45%

k. Union Presbyterian Seminary (Richmond, Virginia and Charlotte, North Carolina)

Very familiar .....	6%	9%	30%	30%
Somewhat familiar .....	15%	19%	44%	45%
Had heard of but little else.....	19%	21%	23%	22%
Had not heard of.....	60%	52%	3%	3%

Note: Percentages may not add to 100 due to rounding

\* = less than 0.5%; rounds to zero

— = zero (0.0); no cases in this category

+ = non-responses of 10% or more on this question (reported percentages for all questions omit non-responses)

n = number of respondents in the subset eligible to answer this question

◆ = percentages add to more than 100 because respondents could make more than one response

Q1. Twelve seminaries are related to the Presbyterian Church (U.S.A.) through their membership in the PC(USA) [Cont.] Committee on Theological Education (COTE). Prior to receiving this survey, how familiar were you with each of them?

1. University of Dubuque Theological Seminary (Dubuque, Iowa)

Very familiar .....	3%	4%	19%	17%
Somewhat familiar .....	8%	9%	45%	40%
Had heard of but little else.....	15%	18%	30%	34%
Had not heard of.....	74%	69%	6%	10%

Q2. Have you attended or graduated from one or more *of the above* seminaries?

Yes .....	3%	1%	78%	81%
No.....	97%	99%	21%	18%
Not sure.....	—	*	*	*

Q2a. [If “yes, ”] Check the box or boxes below to indicate which of these seminaries you attended. *The letters correspond to the list of seminaries in Q1.*

	◆	◆	◆	◆
	n=9	n=7	n=456	n=194
a. [Auburn].....	—	14%	1%	3%
b. [Austin].....	—	—	10%	8%
c. [Columbia] .....	22%	—	19%	15%
d. [Johnson C. Smith].....	11%	—	1%	2%
e. [Louisville].....	—	—	10%	10%
f. [McCormick].....	11%	29%	12%	17%
g. [Pittsburgh].....	—	—	12%	8%
h. [Princeton].....	22%	29%	29%	29%
i. [San Francisco].....	11%	—	10%	14%
j. [Seminario Evangelico de Puerto Rico].....	—	—	*	1%
k. [Union (Richmond and Charlotte)] .....	—	14%	16%	15%
l. [Dubuque].....	22%	14%	7%	4%
m. Not sure .....	—	—	—	—

Q3. Have you attended or graduated from another theological college or seminary, one *not* affiliated with the PC(USA)?

Yes .....	3%	3%	43%	45%
No.....	97%	97%	57%	55%
Not sure.....	—	*	*	—

Q3a. [If “yes, ”] Which one? Please provide the name(s) and location(s) here:

[Tabulated separately]

*If you are a solo pastor or head of staff, please check this box  and skip to Q5.*

Not checked .....	99%	99%	21%	86%
Checked.....	*	1%	79%	14%

Note: Percentages may not add to 100 due to rounding

- \* = less than 0.5%; rounds to zero
- = zero (0.0); no cases in this category
- + = non-responses of 10% or more on this question (reported percentages for all questions omit non-responses)
- n = number of respondents in the subset eligible to answer this question
- ◆ = percentages add to more than 100 because respondents could make more than one response

Q4. To the best of your knowledge, where did the pastor (or other pastoral leader, if no pastor) of your congregation attend seminary? (If more than one pastor/pastoral leader in your church, please respond regarding the one who is head of staff.)

	◆	◆	◆	◆
	n=350	n=610	n=122	n=206
A PC(USA)-related seminary .....	52%	64%	66%	49%
A seminary or theological school not affiliated with the PC(USA).....	9%	10%	21%	16%
S/he did not attend seminary or theological school .....	1%	1%	—	1%
We don't currently have a pastoral leader .....	2%	2%	1%	1%
Other (please specify): .....	2%	1%	3%	2%
Don't know/Not sure.....	28%	18%	2%	6%
I'm not currently involved in a PC(USA) congregation .....	8%	2%	8%	26%

Q4a. [If “A PC(USA)-related seminary,”] Check the box or boxes below to indicate which of these seminaries s/he attended. The letters correspond to the list of seminaries in Q1.

	◆	◆	◆	◆
	n=169	n=378	n=76	n=97
a. [Auburn].....	—	1%	—	1%
b. [Austin].....	3%	10%	7%	6%
c. [Columbia] .....	9%	8%	18%	16%
d. [Johnson C. Smith] .....	2%	2%	3%	—
e. [Louisville] .....	4%	7%	7%	9%
f. [McCormick] .....	7%	8%	10%	8%
g. [Pittsburgh].....	9%	12%	8%	4%
h. [Princeton].....	30%	28%	33%	38%
i. [San Francisco].....	4%	4%	8%	8%
j. [Seminario Evangelico de Puerto Rico] .....	1%	*	—	—
k. [Union (Richmond and Charlotte)] .....	10%	8%	17%	10%
l. [Dubuque].....	6%	5%	4%	2%
m. Not sure .....	21%	15%	3%	9%

### Recommending a Seminary

Q5. If someone considering pastoral ministry asked you to recommend a seminary, would you be able to recommend any of the seminaries listed in Q1?

Yes .....	35%	46%	87%	90%
No (Skip to Q7) .....	52%	39%	6%	5%
Not sure (Skip to Q7) .....	13%	15%	7%	6%

Note: Percentages may not add to 100 due to rounding

\* = less than 0.5%; rounds to zero

— = zero (0.0); no cases in this category

+ = non-responses of 10% or more on this question (reported percentages for all questions omit non-responses)

n = number of respondents in the subset eligible to answer this question

◆ = percentages add to more than 100 because respondents could make more than one response

Q5a. If yes on Q5, check the box or boxes below to indicate which PC(USA) seminaries you would recommend. *The letters correspond to the list of seminaries in Q1.*

	◆ n=121	◆ n=280	◆ n=507	◆ n=214
a. [Auburn].....	1%	3%	11%	15%
b. [Austin].....	11%	28%	42%	47%
c. [Columbia].....	18%	26%	62%	60%
d. [Johnson C. Smith].....	4%	6%	16%	19%
e. [Louisville].....	25%	32%	46%	47%
f. [McCormick].....	18%	25%	44%	47%
g. [Pittsburgh].....	18%	23%	43%	32%
h. [Princeton].....	53%	59%	67%	70%
i. [San Francisco].....	8%	13%	37%	39%
j. [Seminario Evangelico de Puerto Rico].....	—	1%	6%	8%
k. [Union (Richmond and Charlotte)].....	18%	28%	46%	46%
l. [Dubuque].....	10%	14%	30%	28%
m. Not sure.....	—	1%	2%	2%

Q6. Next, think of the one PC(USA)-related seminary that *you would most recommend*:

a. Have you been or are you now a student at this seminary?	n=121	n=280	n=507	n=214
Yes.....	4%	3%	65%	64%
No.....	94%	97%	34%	35%
Not sure.....	2%	—	1%	1%
b. Have you been or are you now employed by this seminary?	n=121	n=280	n=507	n=214
Yes.....	1%	1%	6%	9%
No.....	97%	99%	94%	91%
Not sure.....	2%	—	1%	—
c. Have you visited this seminary?	n=121	n=280	n=507	n=214
Yes.....	26%	36%	88%	89%
No.....	72%	64%	12%	10%
Not sure.....	3%	—	1%	1%
d. Have you given money to this seminary?	n=121	n=280	n=507	n=214
Yes.....	22%	29%	59%	62%
No.....	72%	69%	40%	37%
Not sure.....	6%	2%	1%	1%
e. Do you have a relative or friend who attends/attended this seminary?	n=121	n=280	n=507	n=214
Yes.....	57%	59%	68%	66%
No.....	41%	41%	30%	33%
Not sure.....	2%	*	1%	1%

Note: Percentages may not add to 100 due to rounding

\* = less than 0.5%; rounds to zero

— = zero (0.0); no cases in this category

+ = non-responses of 10% or more on this question (reported percentages for all questions omit non-responses)

n = number of respondents in the subset eligible to answer this question

◆ = percentages add to more than 100 because respondents could make more than one response

	Members	Ruling Elders	Pastors	Specialized Ministers
Q6. Next, think of the <u>one</u> PC(USA)-related seminary that <i>you would most recommend</i> : [Cont.]				
f. Have you attended a continuing education event at this seminary?	n=121	n=280	n=507	n=214
Yes.....	6%	10%	68%	56%
No.....	92%	90%	31%	43%
Not sure.....	2%	*	1%	1%
g. Have you lived/do you live within an hour's drive of this seminary?	n=121	n=280	n=507	n=214
Yes.....	28%	28%	27%	31%
No.....	69%	71%	72%	69%
Not sure.....	4%	*	1%	1%
h. Have you seen an advertisement for this seminary?	n=121	n=280	n=507	n=214
Yes.....	39%	41%	85%	78%
No.....	55%	54%	13%	20%
Not sure.....	6%	5%	2%	2%
i. Other (please specify): _____ ?	n=121	n=280	n=507	n=214
Yes.....	20%	20%	35%	38%
No.....	53%	59%	15%	38%
Not sure.....	27%	20%	50%	24%

## Engaging with Seminaries

Q7. Have you been on the campus of one or more PC(USA)-related seminaries in the past 5 years?				
Yes.....	7%	12%	76%	64%
No ( <i>Skip to Q7</i> ).....	93%	87%	24%	35%
Not sure ( <i>Skip to Q7</i> ).....	—	1%	—	1%
Q7a. [If “yes, ”] How many of these seminaries have you visited over this period? ( <i>Please write the number on the line; estimate if you are not sure.</i> ): _____	n=24	n=76	n=445	n=154
One.....	90%	86%	44%	38%
Two.....	10%	8%	32%	26%
Three.....	—	5%	14%	21%
Four.....	—	2%	5%	6%
Five to seven.....	—	—	4%	6%
Eight to ten.....	—	—	—	3%
Eleven or twelve.....	—	—	—	—
Mean.....	1.1	1.2	2.0	2.4
Median.....	1.0	1.0	2.0	2.0

Note: Percentages may not add to 100 due to rounding

\* = less than 0.5%; rounds to zero

— = zero (0.0); no cases in this category

+ = non-responses of 10% or more on this question (reported percentages for all questions omit non-responses)

n = number of respondents in the subset eligible to answer this question

◆ = percentages add to more than 100 because respondents could make more than one response

Q7b. [If “yes” to Q7] In which of the following activities did you participate while you were on the campus(es)? (Check **all** that apply.)

	◆ n=24	◆ n=76	◆ n=445	◆ n=154
Attended a lecture or seminar .....	27%	39%	69%	65%
Attended an alumni/ae gathering .....	—	4%	31%	28%
Attended other on-campus special event .....	23%	29%	41%	46%
Attended training for ruling elders or deacons.....	14%	17%	3%	1%
Took a continuing education class/attended a continuing education class.....	9%	8%	58%	32%
Toured the campus.....	50%	38%	28%	26%
Used the library.....	9%	7%	44%	40%
Attended a worship service on the campus.....	18%	36%	50%	44%
Other (please specify): _____ .....	23%	24%	16%	22%

Q8. Have you done any of the following activities during the past 5 years (Check **all** that apply.)

	◆, +	◆, +	◆	◆
Followed a PC(USA)-related seminary on Facebook or Twitter.....	4%	2%	23%	21%
Read an article in a magazine published by a PC(USA)-related seminary .....	39%	46%	86%	82%
Viewed or listed to a podcast about or produced by a PC(USA)-related seminary.....	5%	5%	17%	14%
Visited the website or blog of a PC(USA)-related seminary .....	12%	16%	72%	65%
Watched a video about a PC(USA)-related seminary.....	8%	7%	23%	18%
Read online materials about PC(USA)-related seminaries in general, produced by the Committee on Theological Education (COTE) .....	8%	11%	24%	22%
Reviewed printed materials about PC(USA)-related seminaries in general, produced by COTE.....	13%	17%	24%	22%
Not sure.....	53%	41%	3%	5%

If you are **not** currently involved in a PC(USA) congregation, please check this box  and skip to Q10.

Not checked .....	91%	96%	92%	64%
Checked.....	9%	4%	8%	36%

Q9. In your congregation during the past 5 years:

a. Have one or more seminary students from a PC(USA)-related seminary served your congregation as an intern supervised by the pastor?				
	n=325	n=596	n=277	n=163
Yes.....	31%	28%	26%	44%
No .....	46%	62%	74%	48%
Not sure .....	24%	10%	*	9%
b. Have one or more members of your congregation been enrolled as degree-seeking students at a PC(USA)-related seminary?				
	n=325	n=596	n=277	n=163
Yes.....	36%	41%	39%	56%
No .....	30%	44%	60%	33%
Not sure .....	35%	16%	1%	11%

Note: Percentages may not add to 100 due to rounding

\* = less than 0.5%; rounds to zero

— = zero (0.0); no cases in this category

+ = non-responses of 10% or more on this question (reported percentages for all questions omit non-responses)

n = number of respondents in the subset eligible to answer this question

◆ = percentages add to more than 100 because respondents could make more than one response

Q9. In your congregation during the past 5 years:

[Cont.]

c. Have one or more members of your congregation been enrolled as degree-seeking students at a seminary <i>not</i> related to the PC(USA)?	n=325	n=596	n=277	n=163
Yes.....	16%	15%	35%	41%
No.....	33%	48%	62%	37%
Not sure.....	51%	36%	3%	22%
d. Have one or more people associated with a PC(USA)-related seminary, such as students, professors, administrators (other than those in <i>a</i> or <i>b</i> above), visited your congregation to preach, teach, lead worship, sing, or speak?	n=325	n=596	n=277	n=163
Yes.....	40%	42%	47%	51%
No.....	25%	36%	51%	36%
Not sure.....	35%	22%	3%	12%
e. Has the congregation celebrated Theological Education Emphasis Sunday one or more times (typically in September)?	n=325	n=596	n=277	n=163
Yes.....	8%	10%	16%	25%
No.....	42%	58%	79%	45%
Not sure.....	50%	32%	5%	30%

Q10. If provided by a PC(USA)-related seminary, how likely would you be in the next year to:

a. Regularly read a blog about ethical, theological, or other current issues and how they relate to your faith?				
Very likely.....	5%	7%	21%	21%
Somewhat likely.....	16%	23%	37%	31%
Slightly likely.....	17%	18%	19%	16%
Not likely.....	55%	49%	22%	31%
Not sure.....	6%	3%	2%	1%
b. Participate in an online forum on ethical, moral, and life issues?				
Very likely.....	2%	3%	8%	8%
Somewhat likely.....	8%	11%	23%	22%
Slightly likely.....	16%	19%	28%	22%
Not likely.....	69%	64%	39%	46%
Not sure.....	6%	4%	2%	1%
c. Take a short, online course, open to anyone?				
Very likely.....	2%	3%	14%	15%
Somewhat likely.....	10%	15%	34%	26%
Slightly likely.....	16%	23%	23%	22%
Not likely.....	65%	55%	28%	36%
Not sure.....	7%	5%	1%	1%

Note: Percentages may not add to 100 due to rounding

\* = less than 0.5%; rounds to zero

— = zero (0.0); no cases in this category

+ = non-responses of 10% or more on this question (reported percentages for all questions omit non-responses)

n = number of respondents in the subset eligible to answer this question

◆ = percentages add to more than 100 because respondents could make more than one response

Q10. If provided by a PC(USA)-related seminary, how likely would you be in the next year to:

[Cont.]

d. Take a short, on-campus course, open to anyone?

Very likely .....	*	1%	8%	6%
Somewhat likely .....	5%	5%	21%	14%
Slightly likely .....	8%	10%	25%	18%
Not likely .....	82%	79%	45%	61%
Not sure .....	5%	4%	1%	1%

e. Take a short course, open to anyone, at a location within an hour's drive of your home (e.g., a church, presbytery office, etc.)?

Very likely .....	2%	3%	20%	15%
Somewhat likely .....	7%	12%	33%	24%
Slightly likely .....	18%	22%	23%	20%
Not likely .....	67%	59%	22%	40%
Not sure .....	6%	5%	3%	1%

f. Consult a panel of theologians for clarification on beliefs?

Very likely .....	3%	2%	7%	6%
Somewhat likely .....	6%	9%	18%	16%
Slightly likely .....	14%	19%	27%	18%
Not likely .....	69%	66%	47%	58%
Not sure .....	8%	4%	2%	2%

g. Consult a panel of theologians for perspectives on emerging national issues of interest to the church?

Very likely .....	2%	3%	9%	10%
Somewhat likely .....	10%	12%	26%	22%
Slightly likely .....	18%	25%	28%	25%
Not likely .....	63%	55%	35%	42%
Not sure .....	7%	4%	2%	2%

h. Go online to find Bible studies and/or devotional materials?

Very likely .....	14%	18%	41%	34%
Somewhat likely .....	18%	28%	27%	22%
Slightly likely .....	20%	21%	16%	16%
Not likely .....	42%	30%	16%	28%
Not sure .....	5%	3%	1%	1%

Note: Percentages may not add to 100 due to rounding

\* = less than 0.5%; rounds to zero

— = zero (0.0); no cases in this category

+ = non-responses of 10% or more on this question (reported percentages for all questions omit non-responses)

n = number of respondents in the subset eligible to answer this question

◆ = percentages add to more than 100 because respondents could make more than one response



Q10a. If you checked “Very Likely” or “Somewhat Likely” for any part of Q10, what kinds of topics would you be interested in studying, reading, or discussing? *(Please check up to 3.)*

	◆ n=157	◆ n=365	◆ n=499	◆ n=183
Spiritual disciplines.....	65%	62%	60%	52%
Congregational transformation/revitalization .....	39%	48%	59%	34%
Developing leaders in your congregation .....	25%	37%	46%	22%
Lectionary-based studies.....	20%	25%	39%	40%
Ethics .....	38%	27%	14%	33%
Professional development .....	7%	5%	24%	21%
Economic justice.....	17%	16%	15%	27%
Environmental sustainability .....	15%	14%	12%	18%
Other (please specify): _____ .....	7%	8%	9%	18%
Not sure.....	5%	4%	1%	1%

### Supporting Seminary Education

Q11. How familiar are you with each of the following?

a. The PC(USA) Committee on Theological Education (COTE)

Very familiar .....	1%	1%	12%	20%
Somewhat familiar .....	6%	9%	44%	35%
Slightly familiar.....	16%	23%	27%	28%
Not familiar .....	77%	67%	18%	18%

b. The Theological Education Fund (TEF) of the PC(USA)

Very familiar .....	2%	2%	25%	26%
Somewhat familiar .....	5%	8%	40%	32%
Slightly familiar.....	8%	18%	22%	20%
Not familiar .....	85%	73%	13%	22%

c. The Theological Schools Endowment Fund (TSEF) of the PC(USA)

Very familiar .....	1%	1%	5%	8%
Somewhat familiar .....	4%	5%	23%	24%
Slightly familiar.....	9%	13%	30%	24%
Not familiar .....	86%	81%	42%	43%

d. The “1% Plan” (the General Assembly recommendation that congregations give 1% of their operating budget to PC(USA)-related seminaries through the Theological Education Fund

Very familiar .....	3%	3%	28%	24%
Somewhat familiar .....	8%	11%	34%	30%
Slightly familiar.....	15%	17%	19%	22%
Not familiar .....	74%	69%	19%	24%

Note: Percentages may not add to 100 due to rounding

\* = less than 0.5%; rounds to zero

— = zero (0.0); no cases in this category

+ = non-responses of 10% or more on this question (reported percentages for all questions omit non-responses)

n = number of respondents in the subset eligible to answer this question

◆ = percentages add to more than 100 because respondents could make more than one response

If you are **not** currently involved in a PC(USA) congregation, **please check this box**  and skip to Q14.

Not checked .....	91%	96%	92%	64%
Checked.....	9%	4%	8%	36%

Q12. Does your congregation have a financial contribution in its 2013 budget to the Theological Education Fund (TEF)?	n=325	n=596	n=277	n=163
Yes .....	9%	10%	19%	16%
No.....	17%	34%	66%	22%
Not sure.....	74%	56%	14%	62%

Q12a. If yes, what percentage of the congregation's 2013 budget is allocated for the TEF? (Please write the percentage on the line; estimate if you don't know the exact percentage.): \_\_\_\_ (Check here  if you cannot give an estimate.)

Not checked .....	n=28 36%	n=61 46%	n=102 76%	n=26 54%
Checked .....	64%	54%	24%	46%
Under 0.0500 .....	n=28 4%	n=61 2%	n=102 8%	n=26 —
0.0501 to 0.1000 .....	4%	—	7%	—
0.1001 to 0.5000 .....	4%	10%	16%	12%
0.5001 to 0.999 .....	—	—	3%	—
1%.....	19%	20%	34%	28%
More than 1%.....	—	4%	7%	12%
Cannot give an estimate .....	69%	65%	24%	48%
Mean .....	0.66	1.34	0.96	2.0
Median .....	1.00	1.00	1.00	1.0

Q13. If your congregation were to include a contribution for theological education in its 2014 budget, which **one** of these options would you personally **most** prefer? (Check only **one** option.)

Give to the Theological Education Fund (TEF), a fund that aids <i>all</i> PC(USA)-related seminaries .....	19%	20%	29%	37%
Give to a specific PC(USA)-related seminary .....	14%	20%	24%	20%
Give to a specific seminary (or seminaries) <b>not</b> related to the PC(USA) ....	3%	2%	6%	2%
Give to one or more individual students to help pay for their seminary education wherever they may attend .....	39%	34%	29%	32%
Other (please specify): _____ .....	1%	1%	2%	2%
Not sure.....	24%	23%	11%	8%

Q14. During the past 5 years, have you or a member of your household personally made a financial contribution directly to a PC(USA)-related seminary?

Yes .....	6%	10%	55%	53%
No.....	82%	85%	43%	44%
Not sure.....	11%	6%	3%	4%

Note: Percentages may not add to 100 due to rounding

\* = less than 0.5%; rounds to zero

— = zero (0.0); no cases in this category

+ = non-responses of 10% or more on this question (reported percentages for all questions omit non-responses)

n = number of respondents in the subset eligible to answer this question

◆ = percentages add to more than 100 because respondents could make more than one response

	Members	Ruling Elders	Pastors	Specialized Ministers
Q15. Some denominations have begun to require that persons preparing for the ministry in that denomination must attend a seminary affiliated with that denomination. Do you believe that the PC(USA) should have such a requirement?				
Yes .....	34%	34%	29%	31%
No.....	38%	40%	61%	56%
Not sure.....	29%	26%	10%	12%
Q16. How important are each of these reasons for the PC(USA) to provide financial support for its seminaries?				
a. To provide financial aid for PC(USA) students who attend PC(USA) seminaries				
Very important .....	41%	43%	75%	75%
Somewhat important.....	36%	36%	17%	17%
Slightly important.....	8%	9%	4%	5%
Not important .....	2%	2%	2%	2%
Not sure .....	13%	9%	2%	1%
b. To help seminaries offer new initiatives (e.g., training for church officers, panels of theologians who can be consulted)				
Very important .....	18%	20%	30%	37%
Somewhat important.....	38%	40%	40%	34%
Slightly important.....	22%	24%	20%	21%
Not important .....	6%	6%	8%	6%
Not sure .....	17%	10%	2%	2%
c. To support centers for theological study and reflection				
Very important .....	16%	19%	31%	41%
Somewhat important.....	33%	39%	45%	37%
Slightly important.....	27%	28%	18%	16%
Not important .....	6%	6%	5%	5%
Not sure .....	17%	10%	2%	1%
d. To support seminaries that train teaching elders to be informed about the Reformed tradition and Presbyterian polity				
Very important .....	19%	26%	37%	40%
Somewhat important.....	35%	36%	33%	37%
Slightly important.....	24%	24%	22%	16%
Not important .....	9%	6%	6%	6%
Not sure .....	14%	8%	1%	1%
e. To ensure that PC(USA) congregations have seminary-trained pastoral leaders				
Very important .....	48%	53%	72%	74%
Somewhat important.....	28%	26%	19%	18%
Slightly important.....	9%	10%	6%	4%
Not important .....	4%	4%	2%	3%
Not sure .....	11%	8%	1%	1%

Note: Percentages may not add to 100 due to rounding

\* = less than 0.5%; rounds to zero

— = zero (0.0); no cases in this category

+ = non-responses of 10% or more on this question (reported percentages for all questions omit non-responses)

n = number of respondents in the subset eligible to answer this question

◆ = percentages add to more than 100 because respondents could make more than one response

	Members	Ruling Elders	Pastors	Specialized Ministers
f. Other (please specify): _____				
	+	+	+	+
Very important .....	16%	12%	46%	54%
Somewhat important.....	6%	8%	8%	—
Slightly important.....	2%	2%	3%	—
Not important .....	8%	8%	16%	18%
Not sure .....	68%	70%	27%	27%

Q17. Please use this space for any additional comments.

[Tabulated separately]

Responses Received from:

Paper .....	68%	56%	37%	46%
Web.....	32%	44%	63%	54%

Note: Percentages may not add to 100 due to rounding

\* = less than 0.5%; rounds to zero

— = zero (0.0); no cases in this category

+ = non-responses of 10% or more on this question (reported percentages for all questions omit non-responses)

n = number of respondents in the subset eligible to answer this question

◆ = percentages add to more than 100 because respondents could make more than one response