



The Presbyterian Panel

Listening to Presbyterians

REPORT

CONGREGATIONAL VITALITY

VOL. 3 2017



Presbyterian Mission
Research Services



ABOUT THE PRESBYTERIAN PANEL

The Presbyterian Panel is made up of representative samples of Ministers of the Word and Sacrament and members of Presbyterian Church (U.S.A.) congregations who respond to quarterly surveys on topics that are important to the denomination.

CONGREGATIONAL VITALITY PANEL

The November 2017 panel is part of an ongoing research project assesses the vitality of existing worshipping communities within the PC(USA), and is part of a collaboration with the office of Vital Congregations.

Congregational vitality is a topic of interest to many mainline denominations.

- The United Methodists have ‘growing vital congregations’ as one of their four areas of focus nationally.
- The ELCA has worked to research congregational vitality in its efforts to revitalize congregations.
- CCSP (Cooperative Congregational Studies Project) will include questions related to vitality in the 2020 Faith Communities Today decadal survey.

Within the PC(USA), current work on congregational vitality kicked off in September of 2016 with a congregational vitality symposium, which was attended by members spanning all six agencies.

Also in 2016, the Presbyterian Mission Agency established an office of Vital Congregations, which is now testing its Revitalization Initiative.

Finally, the Mission Agency adopted congregational vitality as one of its emphases for its 2019-2020 Mission Work Plan.

Prayerful discernment, which included a review of existing research on congregational vitality and the results of the 2016 symposium, elicited seven marks of congregational vitality.

Research Services then collaborated with the office of Vital Congregations to construct a survey to measure the seven marks of vitality. The aim was to combine survey questions into scales corresponding to each of the seven vitality marks. This Panel is a test to check the reliability and validity of the scales. Another goal of this panel is to get a better understanding of how Presbyterians are doing in regards to the seven marks.

CONGREGATIONAL VITALITY

Congregations are more than tithing and membership totals. Research Services is working to broaden the perspective on congregational vitality through a focus on seven vital marks.

The first three marks all relate closely to ***Christian formation at the individual level***.

The final four marks relate more to ***structural issues that need to be in place*** before churches can really do a good job helping members grow as disciples.

Through a combination of these individual and structural measures, we can gain a more robust understanding of not just *whether* a congregation is thriving, but also in what ways. Then the congregation can use this information to discern where it needs to focus more of its energies.



SEVEN MARKS OF CONGREGATIONAL VITALITY

Lifelong discipleship formation

- From the cradle to the grave seeking to be formed for right living with God and with all people

Intentional authentic evangelism

- Intentionally sharing the Good News of Jesus Christ, not just acts of kindness

Outward incarnational focus

- Outward exploration, awareness, and focus on neighbors and neighborhood

Empowering servant leadership

- Identify, nurture, support the use of spiritual gifts of all people to serve

Spirit-inspired worship

- Worship is about God. We get to come on holy ground, encounter God, and experience wonder

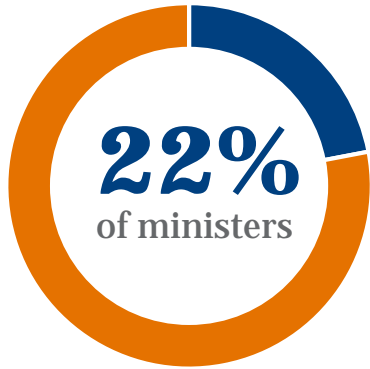
Caring relationships

- Instead of a closed, judgmental community, people find freedom to share stories, encounter the Savior, and ask for help

Ecclesial health

- Clarity in mission, core values to ministry, passion and joy in being the church

OVERVIEW OF FINDINGS

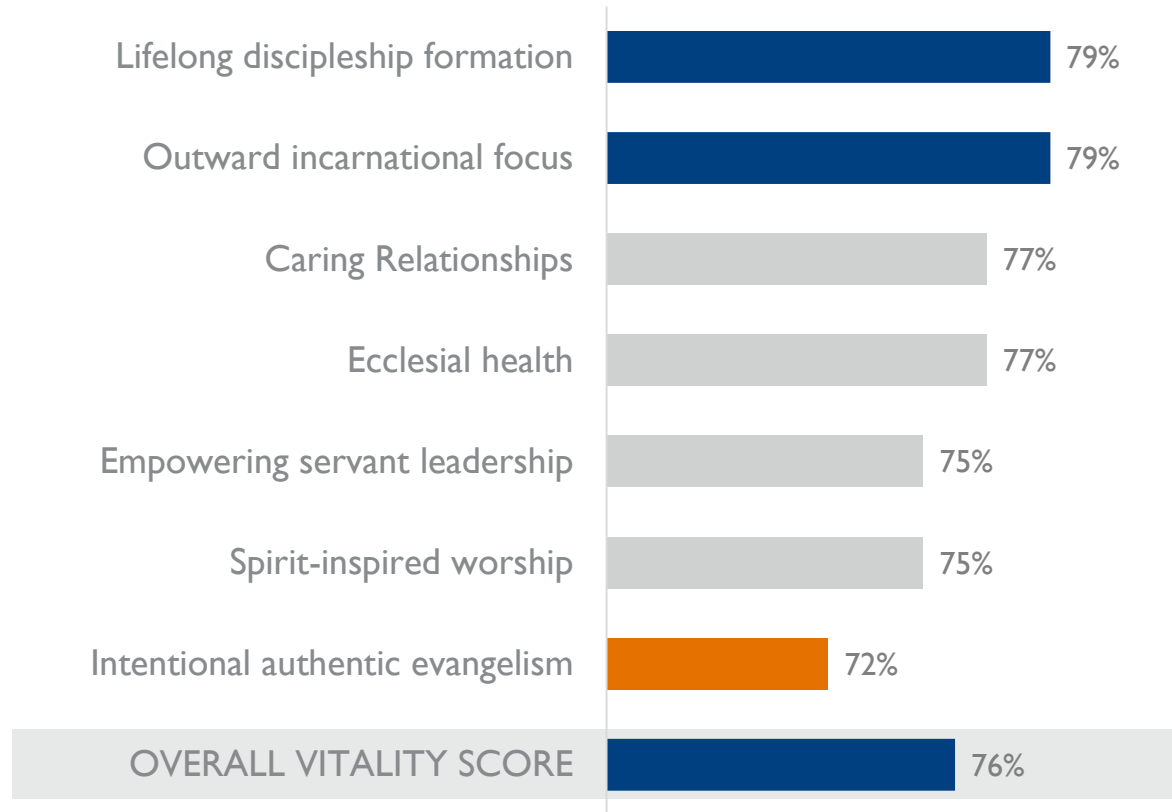


and



strongly agree
that their church
is spiritually vital
and alive

Members rate their congregation most highly in **discipleship** and **outward focus**, and rate their congregation lowest in **evangelism**:*



*These are percentage scores, which can be interpreted in the same way as grades you would get in school. They are calculated based on an average of member responses to all questions related to each mark. The specific questions used to measure each mark are described in each section of the report. For a full overview of the questions and responses to this survey, see Appendix A.



LIFELONG DISCIPLESHIP FORMATION

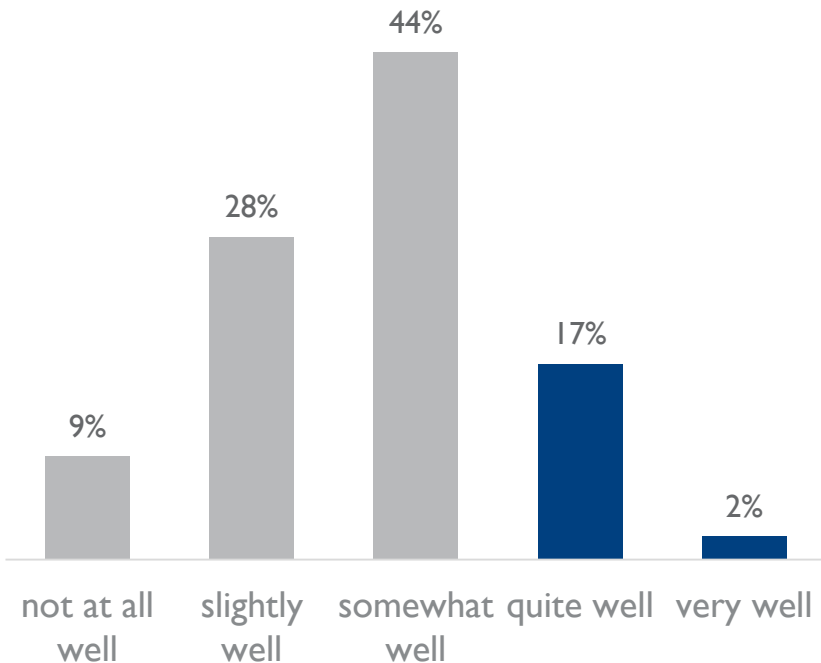
FROM THE CRADLE TO THE GRAVE SEEKING TO BE FORMED FOR RIGHT LIVING WITH GOD
AND WITH ALL PEOPLE

“The righteousness that comes through faith in Christ, the righteousness of God based on faith.” Phil. 3:9b

LIFELONG DISCIPLESHIP FORMATION

From the cradle to the grave seeking to be formed for right living with God and with all people

19% of ministers say that their church prioritizes faith formation and disciple making *quite well* or *very well*



This is also reflected in the fact that 1 in 5 members do not take advantage of their church's Christian formation activities (e.g. Bible study, prayer groups, vacation Bible school, Christian education classes, small study groups, etc.):

78% of members say they have attended Christian formation activities through their church within the past year

20% say that, although such activities were offered, they did not attend

LIFELONG DISCIPLESHIP FORMATION

78% of members see themselves as a disciple to at least some extent, and only 4% do not see themselves as a disciple at all

The following questions assess whether members feel their church is helping them grow as disciples.

My church....	Not at all	To a small extent	To some extent	To a great extent
Challenges me to become more Christ-like	3%	12%	38%	47%
Helps me to apply my faith to everyday life	2%	11%	40%	47%
Provides me with opportunities to engage in theological discussions of truth and meaning	5%	19%	36%	40%
Is equipping me to be a disciple	4%	19%	43%	34%

Almost half of members feel their church challenges them *to a great extent* to become more Christ-like and helps them apply their faith to everyday life. Less feel like they are being provided with sufficient opportunities to engage in theological discussions of truth and meaning, and even less feel their church is equipping them to become a disciple.

LIFELONG DISCIPLESHIP FORMATION

87% of members engage *frequently* in some form of spiritual practice

Are members of PC(USA) engaging in intentional practices of Christian formation?

	Never	Rarely	Sometimes	Frequently
I pray or meditate privately in places other than at church	1%	7%	28%	64%
I read the Bible on my own outside of worship	3%	25%	37%	35%
I engage in another spiritual practice	21%	19%	28%	32%

Almost 2/3 of Presbyterian members pray on their own; however, only about 1/3 read the Bible on their own or engage in some other spiritual practice. Commonly cited spiritual practices include centering or contemplative prayer, creative arts, engaging in social justice, fasting, labyrinth, Lectio Divina, journaling, and spreading the Gospel.

“I must really be Presbyterian... I consider being on committees a spiritual practice.”



INTENTIONAL AUTHENTIC EVANGELISM

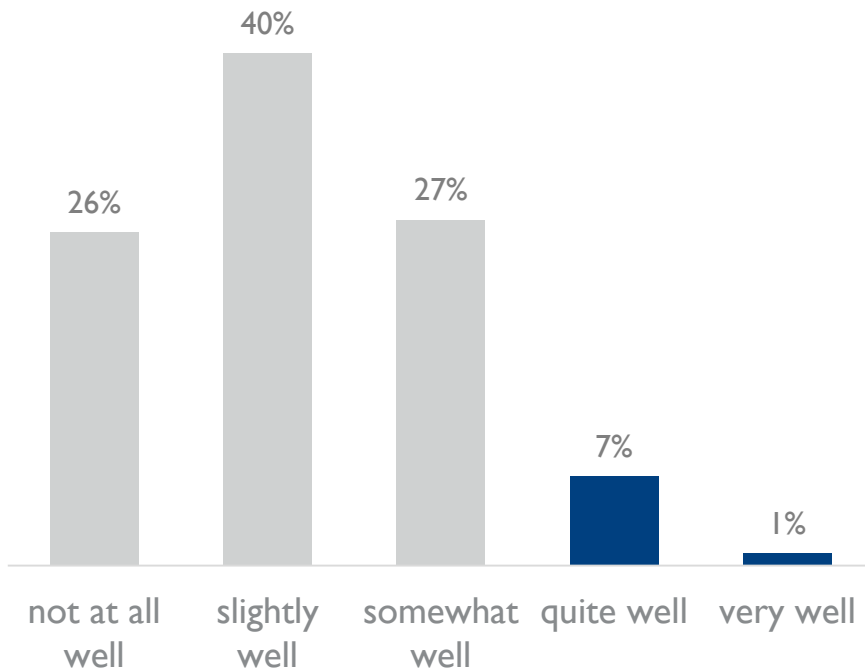
INTENTIONALLY SHARING THE GOOD NEWS OF JESUS CHRIST, NOT JUST ACTS OF KINDNESS

“We have this treasure in clay jars, so that it may be made clear that this extraordinary power belongs to God.” 2 Cor. 4:7

INTENTIONAL AUTHENTIC EVANGELISM

Intentionally sharing the Good News of Jesus Christ, not just acts of kindness

8% of ministers say that their church engages in evangelism *quite well* or *very well*



This is also reflected in the fact that members do not feel equipped to engage in evangelism:

9% of members say that their church has *not at all* encouraged or equipped them to engage in evangelism

20% say that their church has encouraged and equipped them to engage in evangelism *to a great extent*

INTENTIONAL AUTHENTIC EVANGELISM

Are members of PC(USA) engaging in evangelism?

	Never	Rarely	Sometimes	Frequently
I am willing to step out of my comfort zone in order to make visitors to my church feel welcome	4%	10%	38%	51%
I make specific efforts to form relationships with people who are not Christian	3%	28%	44%	25%
I seek opportunities to share my faith in everyday life	3%	23%	54%	20%
I engage in theological discussions of truth and meaning with others outside my church	2%	33%	51%	13%

As we already knew, Presbyterians do not do evangelism well. In fact, the best measure of evangelism from our study is one of mere hospitality, and even then only 51% of members are willing to step out of their comfort zone in order to make visitors to their church feel welcome. Less than a quarter engage in other forms of spreading the Gospel.

“We Presbyterians are good at educating people about the faith but not at birthing new people into the faith. This has had tragic results, not only in our churches but in America as a whole.”



OUTWARD INCARNATIONAL FOCUS

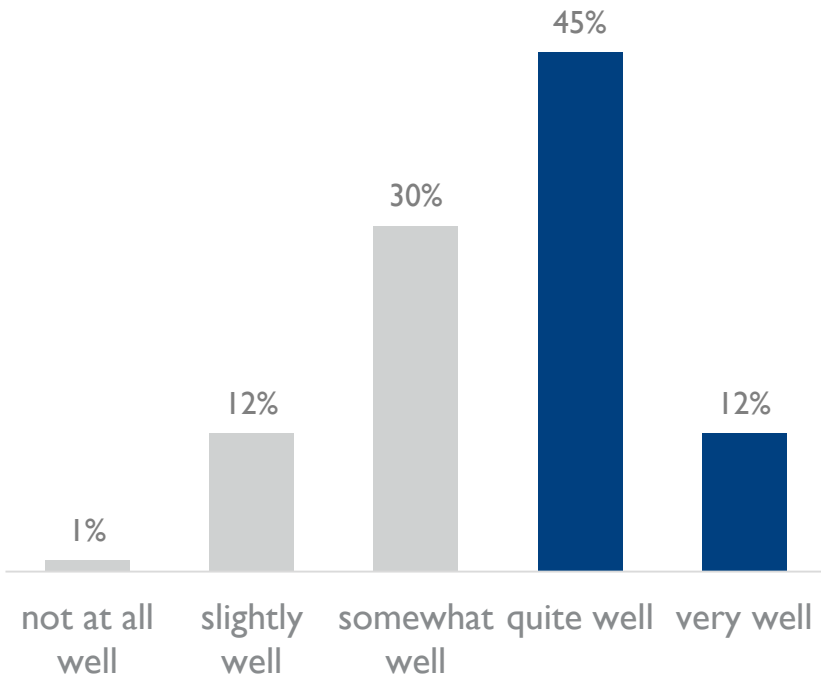
OUTWARD EXPLORATION AND AWARENESS, AS WELL AS A FOCUS ON NEIGHBORS, NEIGHBORHOODS, AND THOSE WHO MAY NEVER STEP FOOT IN CHURCH

“The gate is narrow and the road is hard that leads to life, and there are few who find it.” Matthew 7:14

OUTWARD INCARNATIONAL FOCUS

Outward exploration and awareness, as well as a focus on neighbors, neighborhoods, and those who may never step foot in church

57% of ministers say that their church helps others outside the church ***quite well*** or ***very well***



This is also reflected in the fact that 1 in 3 members do not take advantage of their church's mission activities (e.g. mission trips, community service, evangelism, etc.):

62% of members say they have attended mission activities through their church within the past year

6% say that, although such activities were offered, they did not attend

OUTWARD INCARNATIONAL FOCUS

Are members of PC(USA) being Jesus out in the world?

	Never	Rarely	Sometimes	Frequently
I have actively engaged in work to improve my community	0%	6%	45%	49%
I have sought out opportunities to learn about other cultures or faith traditions	1%	14%	38%	47%
I have actively promoted social righteousness in our world	3%	20%	44%	33%
I have made specific efforts to form relationships of diversity	4%	17%	49%	31%

As with churches as a whole, less than half of Presbyterian members are frequently engaging in outward incarnational focus as listed in the table above.

“I write daily letters about issues of social ethics to public officials, including a thank you letter on Mondays. I consider it prayer.”

OUTWARD INCARNATIONAL FOCUS

The following questions also assess whether members feel that their church is helping their community and engaging in justice and reconciliation work.

My church....	Not at all	To a small extent	To some extent	To a great extent
Responds to the needs of the people in the local community and beyond	2%	6%	26%	67%
Fosters environments of diversity	3%	22%	39%	36%
Engages in difficult conversations about race, gender, sexual orientation, and inequality	13%	26%	33%	28%
Is a prophetic voice in our community	14%	28%	35%	22%

As with evangelism, Presbyterians do not generally report that their churches are doing a good job being outwardly focused. Members are most likely to members feel their church responds *to a great extent* to the needs of the people in the local community and beyond, but even then only about 2/3 feel their church does *this to a great extent*. Less than half feel their church engages *to a great extent* in other forms of outward focus; only 13% say their church does not engage in the difficult conversations surrounding social justice issues.



EMPOWERING SERVANT LEADERSHIP

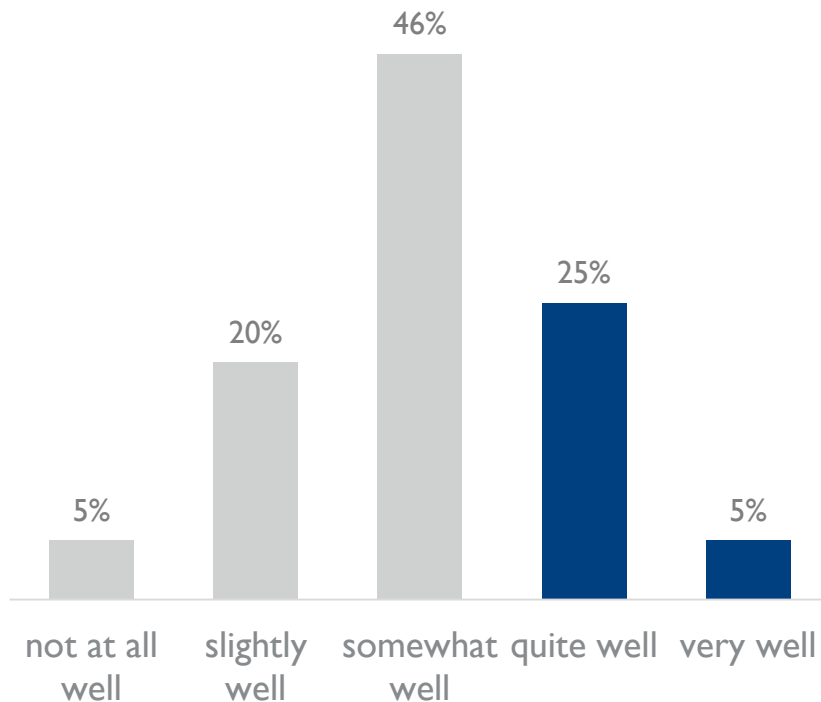
IDENTIFY, NURTURE, SUPPORT THE USE OF SPIRITUAL GIFTS OF ALL PEOPLE TO SERVE

“The harvest is plentiful, but the laborers are few; therefore ask the Lord of the harvest to send out laborers.” Matt. 9:37-38.

EMPOWERING SERVANT LEADERSHIP

Identify, nurture, support the use of spiritual gifts of all people to serve

30% of ministers say that their church fosters servant leadership *quite well* or *very well*



Although ministers do not feel their church fosters servant leadership well, more than half of members feel like they are provided opportunities to get involved in their church:

64% of members say that they have been provided with opportunities to get involved to *a great extent*

1% say that they have not been provided any opportunities to get involved in their church

EMPOWERING SERVANT LEADERSHIP

The following questions assess whether members feel that their church is supporting servant leadership development

My church has....	Not at all	To a small extent	To some extent	To a great extent
Involved me in the planning or leading of activities	11%	16%	27%	46%
Helped me find and use my spiritual gifts	15%	23%	27%	35%
Nurtured my leadership development	18%	20%	32%	30%
Emphasized the importance of mentoring and spiritual direction	18%	26%	32%	24%

Less than half of members feel their church engages *to a great extent* in any of the measures of servant leadership development that were listed in the survey, and over 10% say their church doesn't do anything at all regarding servant leadership...at least as it relates to them personally.



SPIRIT-INSPIRED WORSHIP

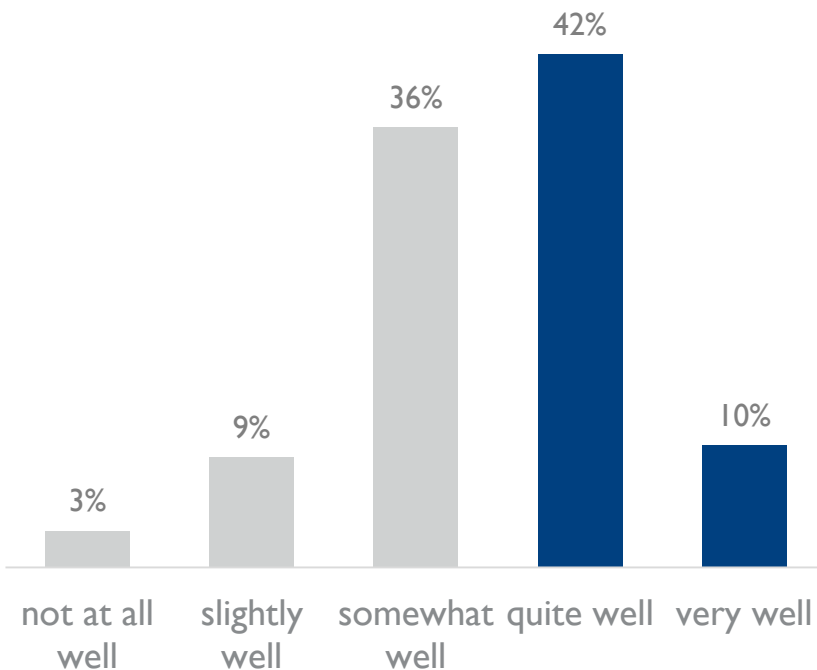
WORSHIP IS ABOUT GOD. WE GET TO COME ON HOLY GROUND, ENCOUNTER THE PRESENCE OF THE LIVING GOD, AND ARE SENT TO LIVE LIVES OF WONDER, LOVE, AND PRAISE.

“These people draw near with their mouths and honor me with their lips, while their hearts are far from me, and their worship of me is a human commandment learned by rote.” Isaiah 29:13

SPIRIT-INSPIRED WORSHIP

Worship is about God. We get to come on holy ground, encounter the presence of the living God, and are sent to live lives of wonder, love, and praise

52% of ministers say that their church leads inspiring worship *quite well* or *very well*



This is reflected in member evaluations of worship services at their church:

51% say that worship services help them *to a great extent* in understanding scripture

44% say that worship services help *to a great extent* in opening them more fully to God

20% say that worship services inspire them to action *to a great extent*

13% say that worship services challenge their assumptions and convictions *to a great extent*

SPIRIT-INSPIRED WORSHIP

The following questions assess what members experience during worship services at their church.

How often do you experience the following during worship services at your church?	Never	Rarely	Some-times	Usually	Always
A sense of God's presence	1%	2%	19%	37%	41%
Connectedness	1%	3%	21%	49%	27%
Energy	1%	8%	27%	45%	21%
Renewal	2%	8%	35%	40%	15%
Wonder	3%	14%	43%	28%	13%
Judgement	28%	44%	20%	5%	2%
Frustration	20%	42%	31%	5%	1%
Boredom	23%	45%	30%	2%	1%

Worshippers are experiencing a sense of God's presence during sermons, and are not usually bored.



CARING RELATIONSHIPS

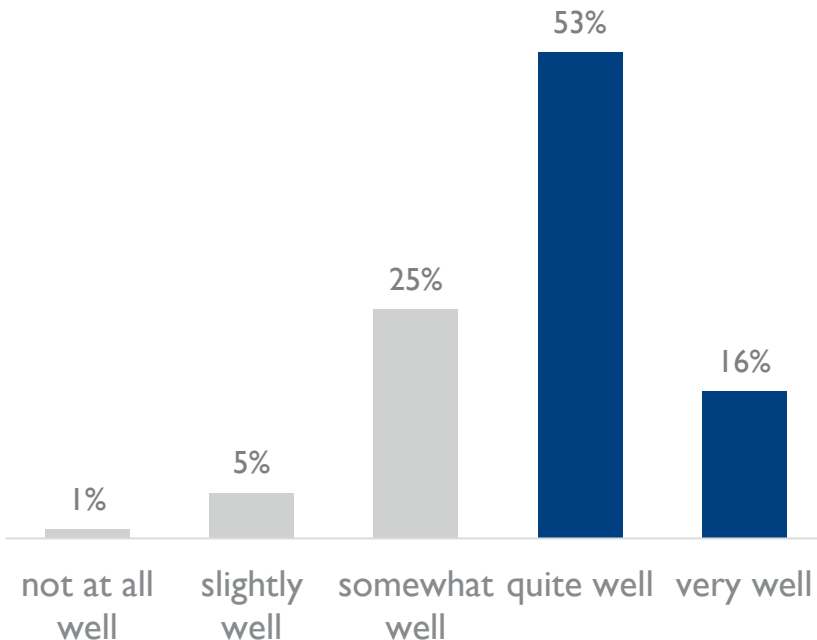
INSTEAD OF A CLOSED, JUDGMENTAL COMMUNITY, PEOPLE FIND FREEDOM TO SHARE STORIES, ENCOUNTER THE SAVIOR, AND ASK FOR HELP

“By this everyone will know that you are disciples, if you have love for one another.” John 13:35

CARING RELATIONSHIPS

Instead of a closed, judgmental community, people find freedom to share stories, encounter the Savior, and ask for help

69% of ministers say that their church loves and cares for one another *quite well* or *very well*



This is reflected in the fact that the majority of members have been involved at least somewhat in the church's fellowship:

89% of members say that they participated in a fellowship event (potluck, fellowship group, sports, concerts, outing, etc.) through their church within the past year

CARING RELATIONSHIPS

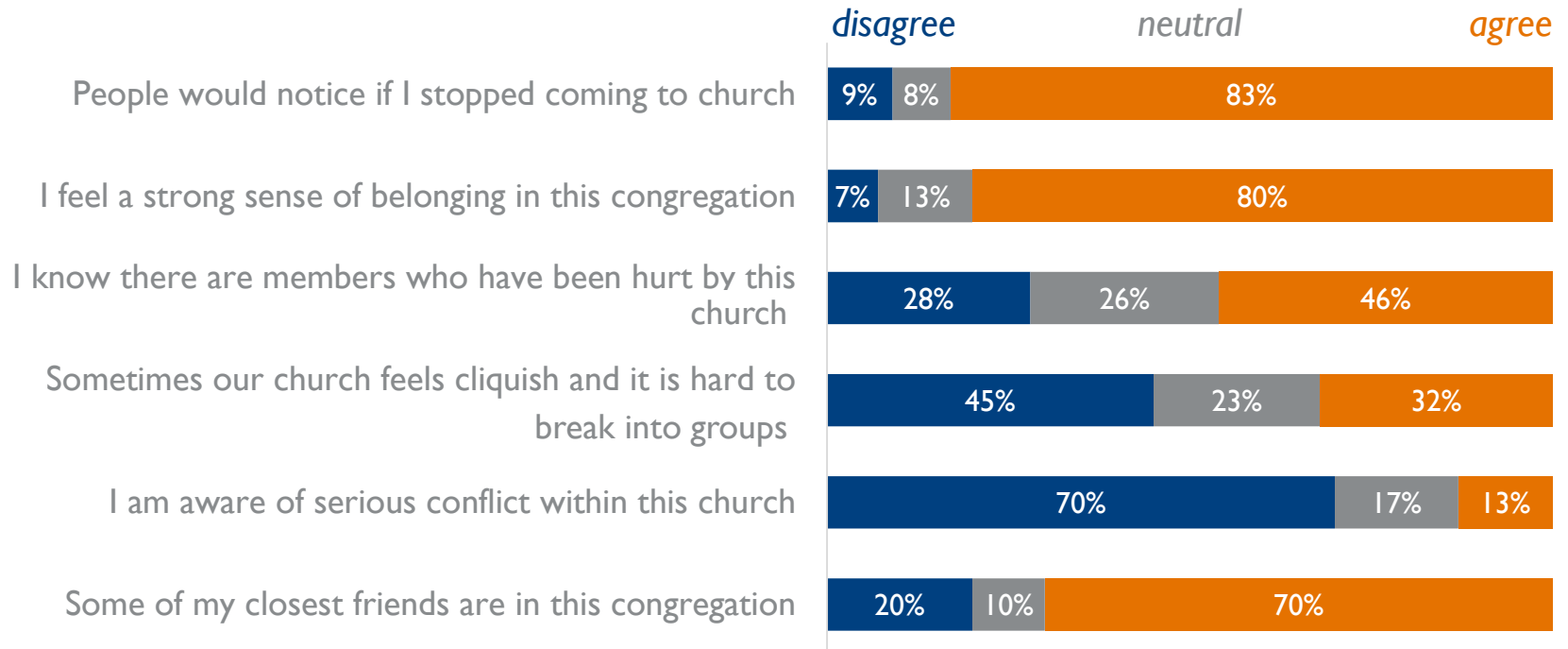
The following questions assess what the church has done in order to help members feel cared for.

My church...	Not at all	To a small extent	To some extent	To a great extent
Takes care of members who are sick, grieving, or otherwise need support	1%	4%	23%	72%
Has made me feel that my opinions are valued in the past year	3%	11%	35%	51%
Has supported me through prayers in the past year	5%	14%	36%	44%
Reaches out to people who have not been to church in a while	8%	26%	45%	21%

Most members say that their church takes care of members who are sick, grieving, or otherwise need support. However, only about one fifth say that their church reaches out to people who have not been to church in a while. This indicates that, while churches seem to be doing a good job of taking care of those who show up, they are not doing as good of a job reaching out to people who are dropping away.

CARING RELATIONSHIPS

Overall, members feel a sense of community and belonging within their own congregation.



Although most members feel personally connected to their congregation, most also know someone who has been hurt by the same congregation. This seemingly contradictory result is likely due to the fact that those who were hurt by the church have left, and therefore did not complete the survey. Almost a third say that it is sometimes hard to break into groups within the church, and 13% say they are aware of serious conflict within the church.



ECCLESIAL HEALTH

CLARITY IN MISSION, CORE VALUES TO MINISTRY, PASSION AND JOY IN BEING THE CHURCH

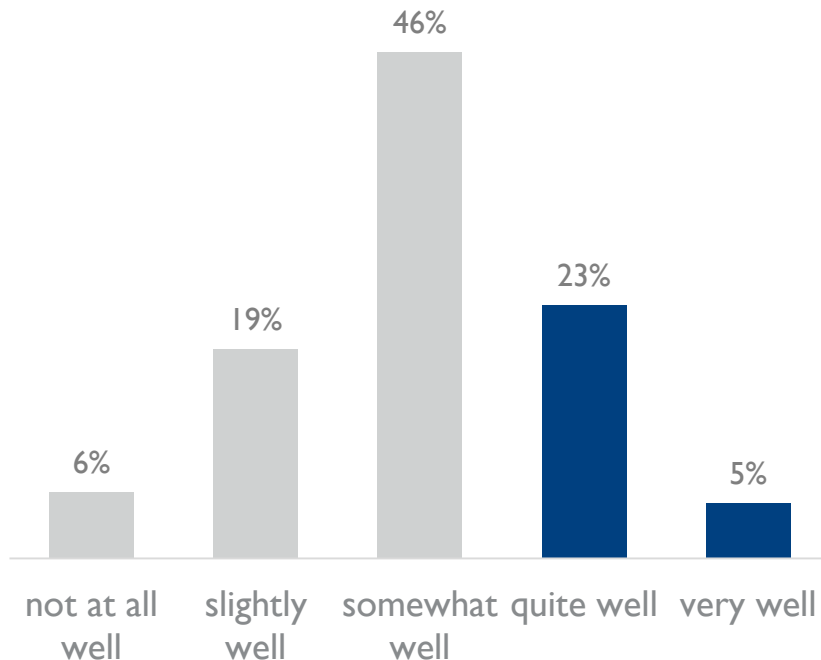
“The body does not consist of one member but of many. God has so arranged the body that there may be no dissension within the body, but the members may have the same care for one another.” 1 Cor. 12: 14, 24b-25

ECCLESIAL HEALTH

Clarity in mission, core values to ministry, passion and joy in being the church

28%

of ministers say that their congregation maintains healthy systems in place that allows the church to live into its mission quite or very well



Although ministers tend to rate their church's ecclesial health poorly, members are less likely to do so:

65% of members agree *to a great extent* that their church has a healthy sense of mission/purpose

However, only **36%** of members agree *to a great extent* that their church is willing to change to meet new challenges

ECCLESIAL HEALTH

The following questions assess to what extent members feel their church has healthy systems in place that allow it to live into its mission.



Overall, members rate their congregation's health fairly highly based on these measures. The majority feel that leadership shares financial information with them, and trust their session to make good decisions. Slightly more than half feel their church manages conflict well, and only 11% say there is tension between leadership and members.

Appendix A: Survey Questions and Responses

Congregational Vitality

Presbyterian Panel: Volume 3, 2017

	Members	Ministers
Number of survey invitations sent.....	1688	1870
Number of surveys completed.....	457	710
Response rate	27%	38%

	Members	Ministers
1. Consider whether each statement below is true for you.		
a. I find strength and comfort in my faith in Jesus		
Not at all.....	1%	<1%
To a small extent.....	4%	2%
To some extent	21%	11%
To a great extent.....	75%	87%
b. I know the Bible well		
Not at all.....	2%	<1%
To a small extent.....	20%	<1%
To some extent	55%	28%
To a great extent.....	23%	71%
c. I see myself as a disciple		
Not at all.....	4%	<1%
To a small extent.....	18%	2%
To some extent	43%	15%
To a great extent.....	35%	83%

Note: Percentages may not add to 100 due to either rounding or the ability to select more than one option

1. Consider whether each statement below is true for you *cont.*

d. I use the teachings of Jesus to inform how I face problems

Not at all.....	1%	<1%
To a small extent.....	10%	1%
To some extent	44%	18%
To a great extent.....	45%	81%

e. I am willing to step out of my comfort zone in order to help visitors to my church feel welcome

Not at all.....	<1%	0%
To a small extent.....	10%	2%
To some extent	38%	25%
To a great extent.....	51%	73%

f. I think of mission as a form of evangelism

Not at all.....	4%	2%
To a small extent.....	10%	5%
To some extent	38%	25%
To a great extent.....	49%	68%

g. Being Presbyterian is important to me

Not at all.....	4%	1%
To a small extent.....	11%	7%
To some extent	28%	28%
To a great extent.....	57%	64%

1. Consider whether each statement below is true for you *cont.*

	Members	Ministers
h. I find deep meaning in following the seasons of the Church (liturgical calendar)		
Not at all.....	8%	1%
To a small extent.....	21%	11%
To some extent	39%	33%
To a great extent.....	32%	54%
2. How often do you do the following?		
a. Seek opportunities to share my faith in everyday life		
Never.....	3%	<1%
Rarely	23%	10%
Sometimes	54%	51%
Frequently.....	20%	39%
b. Engage in theological discussions of truth and meaning outside of church		
Never.....	2%	1%
Rarely	33%	13%
Sometimes	51%	52%
Frequently.....	13%	34%
c. Make specific efforts to form relationships with people who are not Christian		
Never.....	3%	1%
Rarely	28%	17%
Sometimes	44%	42%
Frequently.....	25%	41%

Note: Percentages may not add to 100 due to either rounding or the ability to select more than one option

2. How often do you do the following *cont.*?

d. Pray or meditate privately (in places other than at church)

Never.....	1%	<1%
Rarely	7%	3%
Sometimes	28%	26%
Frequently.....	64%	70%

e. Read the Bible on my own (outside of worship)

Never.....	3%	<1%
Rarely	25%	4%
Sometimes	37%	29%
Frequently.....	35%	67%

f. Read Christian literature (books, magazines, devotionals, or blogs)

Never.....	8%	1%
Rarely	22%	8%
Sometimes	38%	32%
Frequently.....	33%	59%

g. Other spiritual practice (describe below)

Never.....	21%	5%
Rarely	19%	11%
Sometimes	28%	35%
Frequently.....	32%	49%

Note: Percentages may not add to 100 due to either rounding or the ability to select more than one option

3. For each statement below, consider how often each has been true for you, either inside or outside of church.

a. I have actively engaged in work to improve my community

Never.....	0%	0%
Rarely	6%	3%
Sometimes	45%	38%
Frequently.....	49%	59%

b. I have actively promoted social righteousness in our world

Never.....	3%	1%
Rarely	20%	8%
Sometimes	44%	39%
Frequently.....	33%	53%

c. I have sought out opportunities to learn about other cultures or faith traditions

Never.....	1%	<1%
Rarely	14%	6%
Sometimes	48%	39%
Frequently.....	37%	55%

d. I have made specific efforts to form relationships of diversity

Never.....	4%	1%
Rarely	17%	11%
Sometimes	49%	38%
Frequently.....	31%	50%

4. Do you currently attend or have membership in a PC(USA) congregation or worshipping community?

Yes.....	95%	94%
No.....	5%	6%

The rest of this survey is about experiences within a congregation or worshiping community. If you do not currently attend or have membership in a PC(USA) congregation or worshiping community, please go to Q17 to include any comments you may have. [The remaining questions were asked of the subset of 450 members and 705 ministers who answered “yes” to Q3.]

Members Ministers

5. Within the past year, which of the following types of activities, events, groups, classes, etc. have you participated in through your church?

a. Christian formation (Bible study, prayer groups, vacation Bible school, Christian education classes, small study groups, etc.)

Yes.....	78%	91%
No.....	20%	7%
This was not offered	3%	2%
I don't remember.....	<1%	1%

b. Mission (mission trips, community service, evangelism, etc.)

Yes.....	62%	79%
No.....	32%	15%
This was not offered	6%	5%
I don't remember.....	1%	1%

c. Fellowship (potlucks, fellowship groups, sports, concerts, outings, etc.)

Yes.....	89%	96%
No.....	11%	4%
This was not offered	0%	1%
I don't remember.....	1%	<1%

d. Other (describe below)

Yes.....	61%	73%
No.....	20%	9%
This was not offered	3%	6%
I don't remember.....	17%	12%

Note: Percentages may not add to 100 due to either rounding or the ability to select more than one option

Members **Ministers**

6. To what extent do you disagree or agree with the following statements about your church? *My church...*

a. Has a healthy sense of mission/purpose

Not at all.....	2%	2%
To a small extent.....	6%	11%
To some extent	27%	41%
To a great extent.....	65%	46%

b. Is willing to change to meet new challenges

Not at all.....	3%	3%
To a small extent.....	17%	16%
To some extent	44%	56%
To a great extent.....	36%	25%

c. Fosters environments of diversity

Not at all.....	3%	6%
To a small extent.....	22%	31%
To some extent	39%	42%
To a great extent.....	36%	21%

d. Has unresolved issues of scandal or drastic painful change

Not at all.....	55%	47%
To a small extent.....	30%	33%
To some extent	10%	14%
To a great extent.....	5%	7%

Note: Percentages may not add to 100 due to either rounding or the ability to select more than one option

	Members	Ministers
6. To what extent does your church have or do the following <i>cont.</i> ? <i>My church...</i>		
e. Challenges its members to become more Christ-like		
Not at all.....	3%	2%
To a small extent.....	12%	10%
To some extent	38%	43%
To a great extent.....	47%	45%
f. Is equipping me to be a disciple		
Not at all.....	4%	2%
To a small extent.....	19%	12%
To some extent	43%	48%
To a great extent.....	34%	38%
g. Helps me apply my faith to everyday life		
Not at all.....	2%	2%
To a small extent.....	11%	8%
To some extent	40%	39%
To a great extent.....	47%	51%
h. Encourages and equips me to engage in evangelism		
Not at all.....	9%	9%
To a small extent.....	35%	33%
To some extent	38%	40%
To a great extent.....	18%	18%

Note: Percentages may not add to 100 due to either rounding or the ability to select more than one option

	Members	Ministers
6. To what extent does your church have or do the following <i>cont.</i> ? <i>My church...</i>		
i. Emphasizes mission over self-preservation		
Not at all.....	9%	7%
To a small extent.....	21%	20%
To some extent	34%	43%
To a great extent.....	37%	30%
j. Has a noted presence in the community		
Not at all.....	3%	3%
To a small extent.....	11%	17%
To some extent	28%	37%
To a great extent.....	58%	43%
k. Is a prophetic voice in our community		
Not at all.....	14%	16%
To a small extent.....	28%	35%
To some extent	35%	34%
To a great extent.....	22%	16%
l. Is working for social righteousness		
Not at all.....	7%	7%
To a small extent.....	19%	27%
To some extent	37%	43%
To a great extent.....	37%	24%

Note: Percentages may not add to 100 due to either rounding or the ability to select more than one option

6. To what extent does your church have or do the following *cont.*? **My church...**

m. Responds to the needs of the people in the local community and beyond

Not at all.....	2%	1%
To a small extent.....	6%	12%
To some extent	26%	35%
To a great extent.....	67%	53%

n. Takes care of members who are sick, grieving, or otherwise need support

Not at all.....	1%	<1%
To a small extent.....	4%	5%
To some extent	23%	25%
To a great extent.....	72%	70%

o. Reaches out to people who have not been to church in a while

Not at all.....	8%	7%
To a small extent.....	26%	32%
To some extent	45%	45%
To a great extent.....	21%	17%

p. Encourages small groups and/or fellowship so that caring relationships happen

Not at all.....	4%	5%
To a small extent.....	19%	25%
To some extent	33%	37%
To a great extent.....	45%	33%

6. To what extent does your church have or do the following <i>cont.</i> ? My church...	Members	Ministers
q. Provides me with opportunities to engage in theological discussions of truth and meaning		
Not at all.....	5%	3%
To a small extent.....	19%	17%
To some extent	36%	42%
To a great extent.....	40%	37%
r. Engages in difficult conversations about race, gender, sexual orientation, and inequality		
Not at all.....	13%	15%
To a small extent.....	26%	35%
To some extent	33%	31%
To a great extent.....	28%	19%
7. To what extent do you disagree or agree with the following statements?		
a. My church manages conflict well		
Strongly disagree	4%	4%
Disagree	12%	13%
Neutral/unsure	24%	23%
Agree.....	42%	46%
Strongly agree	16%	14%
Not applicable.....	1%	1%
b. Leadership shares budget and financial information with members		
Strongly disagree	3%	2%
Disagree	5%	4%
Neutral/unsure	5%	5%
Agree.....	34%	38%
Strongly agree	52%	52%

Note: Percentages may not add to 100 due to either rounding or the ability to select more than one option

	Members	Ministers
7. To what extent do you disagree or agree with the following statements <i>cont.</i> ?		
c. I trust our session to make good decisions		
Strongly disagree	3%	1%
Disagree	7%	2%
Neutral/unsure	9%	7%
Agree.....	36%	37%
Strongly agree.....	45%	52%
Not applicable.....	1%	1%
d. There is tension between leadership and members		
Strongly disagree	21%	24%
Disagree	45%	50%
Neutral/unsure	21%	15%
Agree.....	10%	9%
Strongly agree.....	3%	2%
Not applicable.....	<1%	1%
8. In the past year, how often has someone in your church done the following?		
a. Supported me through prayers		
Not at all.....	5%	1%
To a small extent.....	14%	7%
To some extent	36%	25%
To a great extent.....	44%	67%

Note: Percentages may not add to 100 due to either rounding or the ability to select more than one option

9. In the past year, how often has someone in your church done the following? *cont.*?

a. Made me feel that my opinions are valued

Not at all.....	3%	2%
To a small extent.....	11%	6%
To some extent	35%	26%
To a great extent.....	51%	66%

b. Talked to me or taught about stewardship

Not at all.....	8%	8%
To a small extent.....	18%	18%
To some extent	38%	40%
To a great extent.....	36%	33%

c. Helped me to find and use my spiritual gifts

Not at all.....	15%	10%
To a small extent.....	23%	21%
To some extent	37%	39%
To a great extent.....	25%	30%

d. Provided me with opportunities to get involved

Not at all.....	1%	2%
To a small extent.....	10%	9%
To some extent	25%	29%
To a great extent.....	64%	60%

	Members	Ministers
8. In the past year, how often has someone in your church done the following <i>cont.</i> ?		
e. Involved me in the planning or leading of activities		
Not at all.....	11%	5%
To a small extent.....	16%	11%
To some extent	27%	23%
To a great extent.....	46%	62%
f. Nurtured my leadership development		
Not at all.....	18%	7%
To a small extent.....	20%	16%
To some extent	32%	31%
To a great extent.....	30%	47%
g. Emphasized the importance of mentoring and spiritual direction		
Not at all.....	18%	19%
To a small extent.....	26%	27%
To some extent	32%	33%
To a great extent.....	24%	21%
9. To what extent do you disagree or agree with the following statements?		
a. People in this community would not notice if our church closed		
Strongly disagree	45%	32%
Disagree	30%	33%
Neutral/unsure	8%	11%
Agree.....	9%	14%
Strongly agree.....	9%	10%

Note: Percentages may not add to 100 due to either rounding or the ability to select more than one option

	Members	Ministers
9. To what extent do you disagree or agree with the following statements <i>cont.</i> ?		
b. Being the church is more important than being at church		
Strongly disagree	5%	3%
Disagree	14%	8%
Neutral/unsure	20%	16%
Agree.....	33%	40%
Strongly agree.....	29%	33%
c. The same people lead everything		
Strongly disagree	3%	2%
Disagree	36%	29%
Neutral/unsure	20%	16%
Agree.....	31%	44%
Strongly agree.....	10%	9%
d. I am hopeful or excited about our future		
Strongly disagree	4%	3%
Disagree	9%	8%
Neutral/unsure	17%	17%
Agree.....	48%	51%
Strongly agree.....	23%	22%
e. Our leaders are open to suggestions for improvement		
Strongly disagree	2%	2%
Disagree	6%	6%
Neutral/unsure	16%	11%
Agree.....	49%	56%
Strongly agree.....	27%	26%

Note: Percentages may not add to 100 due to either rounding or the ability to select more than one option

	Members	Ministers
10. To what extent do you disagree or agree with the following statements <i>cont.</i> ?		
f. Programs matter more than people here		
Strongly disagree	195	22%
Disagree	55%	59%
Neutral/unsure	18%	12%
Agree.....	8%	6%
Strongly agree.....	1%	1%
g. There is a good match between our congregation and our pastor(s)		
Strongly disagree	2%	1%
Disagree	7%	3%
Neutral/unsure	13%	12%
Agree.....	36%	44%
Strongly agree.....	43%	40%
h. I can clearly describe the mission/purpose of this church		
Strongly disagree	2%	3%
Disagree	9%	12%
Neutral/unsure	15%	17%
Agree.....	45%	41%
Strongly agree.....	29%	27%
i. I often feel nostalgic about this church's past		
Strongly disagree	9%	19%
Disagree	26%	39%
Neutral/unsure	29%	23%
Agree.....	26%	17%
Strongly agree.....	10%	3%

Note: Percentages may not add to 100 due to either rounding or the ability to select more than one option

	Members	Ministers
11. To what extent do you disagree or agree with the following statements <i>cont.</i> ?		
j. Some of my closest friends are in this congregation		
Strongly disagree	3%	8%
Disagree	17%	17%
Neutral/unsure	10%	21%
Agree.....	39%	38%
Strongly agree.....	31%	16%
k. Sometimes our church feels cliquish and it is hard to break into groups		
Strongly disagree	8%	7%
Disagree	37%	33%
Neutral/unsure	23%	24%
Agree.....	25%	30%
Strongly agree.....	7%	5%
l. I feel a strong sense of belonging in this congregation		
Strongly disagree	1%	3%
Disagree	6%	5%
Neutral/unsure	13%	15%
Agree.....	38%	44%
Strongly agree.....	43%	33%
m. People would notice if I stopped coming to church		
Strongly disagree	3%	1%
Disagree	7%	4%
Neutral/unsure	8%	5%
Agree.....	38%	28%
Strongly agree.....	45%	61%

Note: Percentages may not add to 100 due to either rounding or the ability to select more than one option

12. To what extent do you disagree or agree with the following statements *cont.*? **Members** **Ministers**

n. I am aware of serious conflict within this church		
Strongly disagree	30%	34%
Disagree	40%	38%
Neutral/unsure	17%	12%
Agree.....	7%	10%
Strongly agree.....	6%	5%
o. People expect leadership to do everything		
Strongly disagree	6%	6%
Disagree	42%	38%
Neutral/unsure	25%	20%
Agree.....	22%	29%
Strongly agree.....	5%	8%
p. Our outward communications make it clear that all are welcome regardless of who they are or what they have done		
Strongly disagree	1%	2%
Disagree	5%	9%
Neutral/unsure	15%	19%
Agree.....	43%	44%
Strongly agree.....	36%	27%
q. I know there are members who have been hurt by this church		
Strongly disagree	8%	4%
Disagree	20%	14%
Neutral/unsure	26%	22%
Agree.....	32%	49%
Strongly agree.....	14%	11%

Note: Percentages may not add to 100 due to either rounding or the ability to select more than one option

13. How often do you experience the following during worship services at your church?

	Members	Ministers
a. A sense of fulfilling my obligation		
Never.....	7%	6%
Rarely.....	11%	13%
Sometimes.....	27%	25%
Usually.....	42%	36%
Always.....	14%	21%
b. A sense of God’s presence		
Never.....	1%	1%
Rarely.....	2%	2%
Sometimes.....	19%	16%
Usually.....	37%	49%
Always.....	41%	33%
c. Boredom		
Never.....	23%	20%
Rarely.....	45%	48%
Sometimes.....	30%	28%
Usually.....	2%	3%
Always.....	1%	1%
d. Connectedness		
Never.....	1%	1%
Rarely.....	3%	4%
Sometimes.....	21%	13%
Usually.....	49%	56%
Always.....	27%	27%

Note: Percentages may not add to 100 due to either rounding or the ability to select more than one option

13. How often do you experience the following during worship services at your church *cont.*? **Members** **Ministers**

e. Energy

Never.....	1%	1%
Rarely	8%	4%
Sometimes	27%	22%
Usually.....	45%	55%
Always.....	21%	17%

f. Frustration

Never.....	20%	12%
Rarely	42%	50%
Sometimes	31%	32%
Usually.....	5%	4%
Always.....	1%	2%

g. Inspiration

Never.....	1%	1%
Rarely	4%	3%
Sometimes	24%	20%
Usually.....	48%	57%
Always.....	23%	20%

h. Joy

Never.....	<1%	1%
Rarely	5%	4%
Sometimes	28%	24%
Usually.....	43%	47%
Always.....	25%	24%

Note: Percentages may not add to 100 due to either rounding or the ability to select more than one option

13. How often do you experience the following during worship services at your church *cont.*? **Members** **Ministers**

i. Judgment

Never.....	28%	31%
Rarely	44%	49%
Sometimes	20%	17%
Usually.....	5%	3%
Always.....	2%	1%

j. Renewal

Never.....	2%	2%
Rarely	8%	7%
Sometimes	35%	34%
Usually.....	40%	47%
Always.....	15%	11%

k. Wonder

Never.....	3%	3%
Rarely	14%	10%
Sometimes	43%	38%
Usually.....	28%	37%
Always.....	13%	12%

Note: Percentages may not add to 100 due to either rounding or the ability to select more than one option

	Members	Ministers
14. To what extent do the worship services at your church do the following?		
a. Challenge my assumptions and convictions		
Not at all.....	7%	6%
To a small extent.....	26%	16%
To some extent	54%	60%
To a great extent.....	13%	19%
b. Help me understand scripture		
Not at all.....	1%	2%
To a small extent.....	11%	6%
To some extent	37%	33%
To a great extent.....	51%	59%
c. Inspire me to action		
Not at all.....	4%	3%
To a small extent.....	17%	11%
To some extent	52%	54%
To a great extent.....	20%	24%
d. Open me more fully to God		
Not at all.....	2%	2%
To a small extent.....	14%	7%
To some extent	40%	41%
To a great extent.....	44%	51%
e. Open me more fully to others/humanity/my neighbor		
Not at all.....	1%	1%
To a small extent.....	15%	8%
To some extent	40%	46%
To a great extent.....	44%	46%

Note: Percentages may not add to 100 due to either rounding or the ability to select more than one option

	Members	Ministers
11. To what extent do you disagree or agree with the following statements? <i>My church...</i>		
a. Is spiritually vital and alive		
Strongly disagree	2%	2%
Disagree	7%	6%
Neutral/unsure	12%	15%
Agree.....	46%	56%
Strongly agree.....	33%	22%
b. Is not that different from other churches in our community		
Strongly disagree	11%	12%
Disagree	35%	39%
Neutral/unsure	33%	23%
Agree.....	18%	24%
Strongly agree.....	3%	2%
12. How well does your church do each of the following?		
a. Prioritize faith formation and disciple making		
Not at all well	7%	9%
Slightly well.....	19%	28%
Somewhat well	45%	44%
Quite well.....	25%	17%
Very well	4%	2%
b. Maintain healthy systems in place that allow the church to live into its mission		
Not at all well	4%	6%
Slightly well	16%	19%
Somewhat well	39%	46%
Quite well.....	35%	23%
Very well	7%	5%

Note: Percentages may not add to 100 due to either rounding or the ability to select more than one option

	Members	Ministers
13. How well does your church do each of the following <i>cont.</i> ?		
c. Engage in evangelism		
Not at all well	14%	26%
Slightly well	31%	40%
Somewhat well	38%	27%
Quite well.....	15%	7%
Very well	2%	1%
d. Help others outside the church		
Not at all well	2%	1%
Slightly well	7%	12%
Somewhat well	25%	30%
Quite well.....	52%	45%
Very well	15%	12%
e. Foster servant leadership within the church		
Not at all well	6%	5%
Slightly well	18%	20%
Somewhat well	36%	46%
Quite well.....	34%	25%
Very well	6%	5%
f. Lead inspiring worship		
not at all well	4%	3%
Slightly well	12%	9%
Somewhat well	28%	36%
Quite well.....	44%	42%
Very well	12%	10%

Note: Percentages may not add to 100 due to either rounding or the ability to select more than one option

	Members	Ministers
13. How well does your church do each of the following <i>cont.</i> ?		
g. Love and care for one another		
Not at all well	1%	1%
Slightly well	5%	5%
Somewhat well	26%	25%
Quite well.....	51%	53%
Very well	16%	16%
14. How long have you been attending this church?		
Less than 2 years.....	4%	20%
2-5 years	12%	28%
6-10 years	13%	21%
For more than 10 years.....	71%	32%
15. How would you characterize your involvement in your church?		
It is increasing	30%	34%
It is staying about the same	51%	60%
It is decreasing	19%	7%
16. Over the past year, how often have you attended Sunday worship at your church?		
Every week.....	59%	79%
2-3 times a month.....	29%	14%
About once a month	6%	5%
Occasionally or only for holidays/special occasions	4%	2%
Never.....	2%	1%

Note: Percentages may not add to 100 due to either rounding or the ability to select more than one option

Research Services helps the Presbyterian Church (U.S.A.) make data-informed decisions through the use of surveys, focus groups and interviews, demographic analysis, and program evaluations.

We are social scientists with backgrounds in sociology, public policy, and economics. We serve congregations, presbyteries and synods, PC(USA) national agencies, and other PC(USA)-related organizations. Research Services is a ministry of the Presbyterian Mission Agency.

If you have any questions or would like a copy of this report, contact us at 502-569-5077 or research@pcusa.org.



Presbyterian Mission
Research Services