



ANNIVERSARY

The Presbyterian Panel

Listening to Presbyterians



REPORT

WORLD MISSION—THE AUGUST 1998 SURVEY

Table of Contents

| | |
|---|-----|
| OVERVIEW | i |
| HIGHLIGHTS | ii |
| IMAGES OF WORLD MISSION | 1 |
| Contrasting Images | 1 |
| How Images Vary | 2 |
| PRIORITIES FOR MISSION | 3 |
| Ranking Mission Activities | 3 |
| Mission Emphasis: Body or Soul? | 3 |
| The Budget for World Mission | 5 |
| Mission Services to Congregations & Presbyteries | 5 |
| Mission Resource Priorities and Theological Orientation | 6 |
| INVOLVEMENT IN WORLD MISSION | 7 |
| What Congregations Are Doing | 7 |
| Where's the Direct Mission Support Going? | 7 |
| Increase or Not? | 9 |
| Mission Workers and Congregations | 10 |
| Other Personal Involvement | 10 |
| MISSION KNOWLEDGE AND INTEREST | 11 |
| Familiarity with PCUSA and Other Mission Programs | 11 |
| Interest in Mission and the World | 12 |
| Familiarity Breeds Support | 13 |
| Future Outlook | 14 |
| APPENDIX | A-1 |

RESEARCH SERVICES
A Ministry of the General Assembly Council
Presbyterian Church (U.S.A.)
100 Witherspoon Street
Louisville, KY 40202

OVERVIEW

The Presbyterian Panel consists of three nationally-representative samples of groups affiliated with the Presbyterian Church (U.S.A.): members, elders (lay leaders), and ordained ministers (for analysis, split into two groups based on current call: *pastors*, serving in a congregation, and *specialized clergy*, serving elsewhere). New samples are drawn every three years.

These pages summarize major findings from the eighth survey completed by the 1997-1999 Panel, mailed in August 1998 (with returns accepted through November 1998). The first half uses text and graphics to highlight important and useful findings. An appendix follows with comparative tables that display the percentage distribution of responses to every question for each of the four Panel groups.

Response rates for this survey are: members, 44%; elders, 50%; pastors, 58%. Results are subject to sampling and other errors. As a general rule, differences of less than 6% are not statistically meaningful.

In this report, the term *median* refers to the middle number in an ordered distribution. For example, the median age for a group of people aged 12, 21, 28, 35, and 64 years would be 28 years. The term *mean* refers to the mathematical average of values in a distribution; in the example, the mean age would be calculated as: $(12+21+28+35+64)/5$, or 32 years.

Suggested Citation: Research Services, Presbyterian Church (U.S.A.). *World Mission: Report of the August 1998 Presbyterian Panel Survey*. Louisville, KY, 1999.

Author Note: John P. Marcum, Administrator of the Presbyterian Panel, wrote this report and was assisted in this study by the other staff members of the office of Research Services.

Staff of Research Services: Keith M. Wulff, Coordinator; Louella Aker; Deborah Bruce; Charlene Briggs; Sarahjoy Crewe; John Marcum; Amy Noh; Ida Smith-Williams; Cynthia Woolever.

Sponsor: The Worldwide Ministries Division of the General Assembly Council requested this survey. For more information on the Worldwide Ministry Division and its services and programs, contact Teresa Chrappa at 502-569-5347.

Additional Copies: Additional copies of this *Report* may be purchased for \$5 from PDS—call 800-524-2612 and request item number 65100-98257. Copies of a four-page *Summary* of results are available for \$1.25 each directly from Research Services. Call for information on quantity discounts (800-469-6390).

Panel on the Web: A catalogue of Panel topics, and *Summaries* of recent surveys, are available on-line at the Presbyterian Church (U.S.A.) web site: <<http://www.pcusa.org>>. Use the pull-down quick menu to select *Presbyterian Panel*. Or select *Research Services* to learn more about our work.

Panel by Fax: *Summaries* of recent surveys are also available through PresbyFax, the denomination's fax-on-demand service. Call 502-569-8850 from your fax machine and listen to the menu.

Panel Data Sets: Panel data sets may be accessed for further research through the American Religion Data Archive at Purdue University. Contact them at 765-494-0081 (phone) or 765-496-1476 (fax), or visit their web site: <www.arda.tm>.

HIGHLIGHTS

- ✓ Presbyterians hold generally positive and realistic images of world mission today.
- ✓ Clergy are more likely than laity to view world mission as modern, progressive, sensitive to other cultures, and enabling.
- ✓ The highest world mission priority in all samples is *leading people to faith in Jesus Christ*. Other high priorities include *helping others help themselves* and *combating hunger and malnutrition*.
- ✓ Clergy are especially interested in these mission priorities: *strengthening churches* and *training church leaders*.
- ✓ On average, panelists came close to estimating the percentage of the national budget of the PCUSA (23%) that goes for world mission.
- ✓ Almost one-half of pastors believe it is *essential* that the Worldwide Ministries Division of the PCUSA help congregations and presbyteries establish *personal contacts with PCUSA mission personnel*.
- ✓ Pastors report that about one-half of congregations either *always* or *usually* include world mission regularly in their worship and educational programs.
- ✓ The most common world mission activities in congregations include sermons, talks by mission workers, special-theme Sundays, use of the *Mission Yearbook for Prayer and Study*, and prayers for mission workers.
- ✓ Half of pastors report that their congregations have *increased* world mission involvement in the last five years, while only 5% report that such involvement has *decreased*.
- ✓ A fourth of members, a third of elders, four in ten specialized clergy, and six in ten pastors are *extremely* or *generally interested* in becoming more personally involved in world mission.
- ✓ Around four in ten panelists report that someone from their congregations has served overseas as a mission worker in the last five years, typically as a short-term volunteer. Most often, arrangements were coordinated by the congregation directly with the overseas host.
- ✓ A third of panelists directly support financially one or more world mission workers.
- ✓ The most familiar PCUSA world mission programs are the Presbyterian Hunger Program and Presbyterian Disaster assistance.
- ✓ Presbyterians see themselves as better informed about international events generally than about religious life overseas.
- ✓ A majority of members and elders believe themselves to be *poorly informed* or *very poorly informed* about the world mission of the Presbyterian Church (U.S.A.).
- ✓ Large majorities of panelists have traveled outside the United States in the last decade, and many, especially among the clergy, have visited a mission worker while overseas.
- ✓ World trends expected to have the most impact on world mission in the next century include *nationalism and conflict based on religion and ethnicity*, *the dramatic growth of the church in developing countries*, and *the widening gap in wealth between poor and rich countries*.

IMAGES OF WORLD MISSION

Contrasting Images

Most of us are familiar in some way with Christian efforts to meet the spiritual needs of people in other parts of the globe. What pictures or words come to mind when the subject of “world mission” is put before us? We’ve all heard stories, listened to talks, seen the slides of those who have gone abroad, whether for a week or for a lifetime, in the service of the church. What impressions have those experiences left on us?

The initial question on the survey asked panelists to choose between pairs of contrasting images, to indicate which one—or which combination—provides the better description of their own mental picture of world mission today.

In general, panelists shun extremes. While a few individuals see world mission as being all of one thing and nothing of another, overall, views hover around the midpoint. Collectively, Presbyterians view mission as a mixture of contrasting skills and practices, maybe a bit more of one alternative than another, but generally a lot of both. On a scale of 1 to 7, with 4 as the midpoint, group averages typically fall between 3 and 5 for each contrasting pair of possible descriptors. Overall, the pairs of terms that are rated as nearly-equally descriptive of world mission (scale scores between 3.5 and 4.5 for a majority of Panel groups) are:

- ✓ *progressive, out-dated*
- ✓ *focused, scattered*
- ✓ *something young adults do, something older adults do*
- ✓ *traditional, modern*
- ✓ *carried out by Americans, carried out by citizens of other countries*
- ✓ *something a specialist does, something a generalist does*
- ✓ *something that laity do, something that clergy do*
- ✓ *a special call, every Christian’s call*

Slightly more extreme skews (means around 3 or below, or around 5 and above) on other pairs of terms tell us that panelists generally perceive world mission as somewhat more:

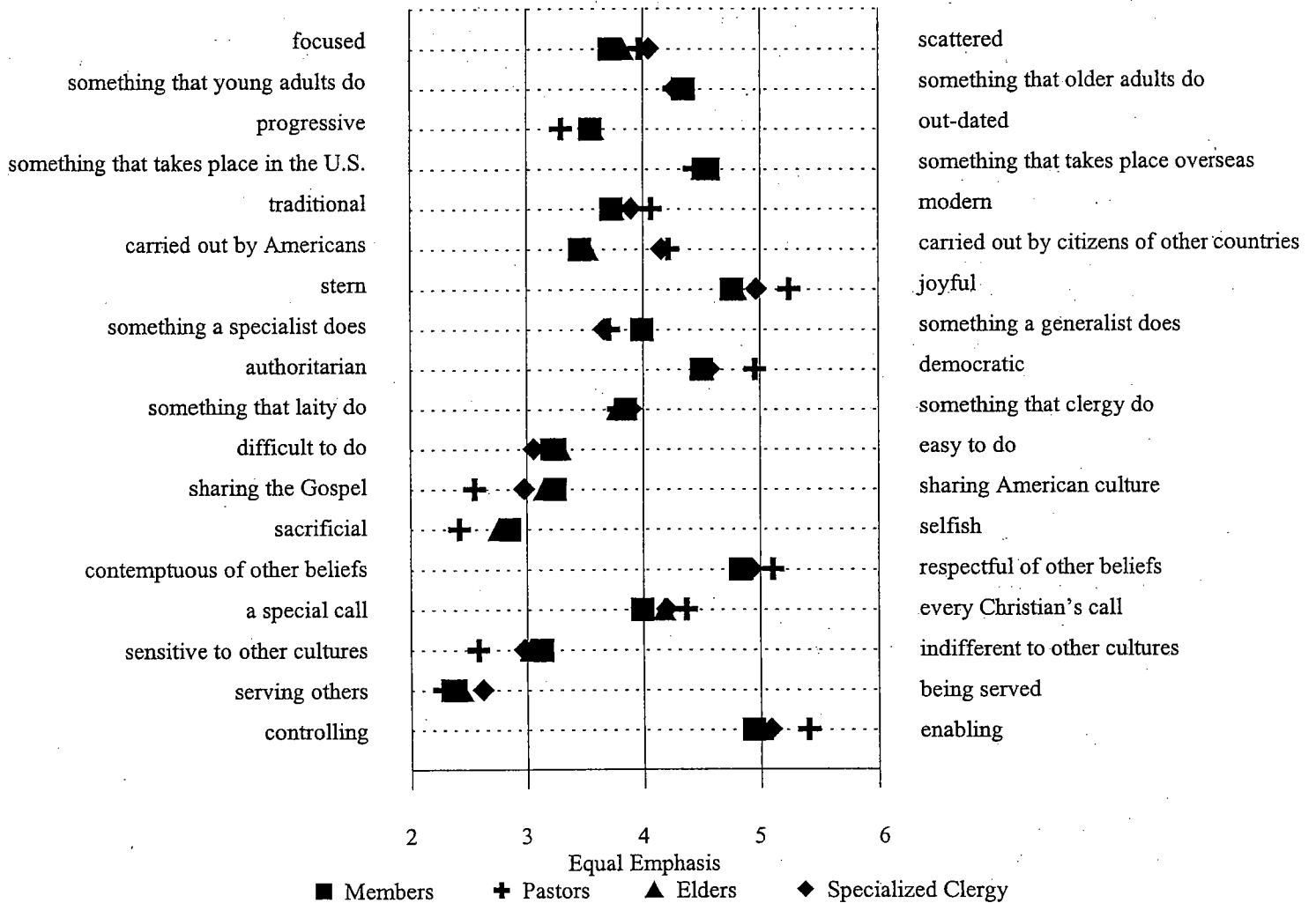
- ✓ *sacrificial than selfish*
- ✓ *concerned with serving others than with being served*
- ✓ *sensitive to other cultures than indifferent to other cultures*
- ✓ *sharing the Gospel than sharing American culture*
- ✓ *enabling than controlling*
- ✓ *difficult to do than easy to do*
- ✓ *joyful than stern*
- ✓ *respectful of other beliefs than contemptuous of other beliefs*

Members and elders reveal very similar average scale scores on all of the pairs of terms, but pastors (and less often, specialized clergy) often differ by a small but noticeable amount from their lay counterparts. Compared to the lay samples, pastors view world mission as *relatively*:

- ✓ *more joyful, less stern*
- ✓ *more progressive, less out-dated*
- ✓ *more modern, less traditional*
- ✓ *more carried out by citizens of other countries, less carried out by Americans*
- ✓ *more something a specialist does, less something a generalist does*
- ✓ *more democratic, less authoritarian*
- ✓ *more sharing the Gospel, less sharing American culture*
- ✓ *more respectful of other beliefs, less contemptuous of other beliefs*
- ✓ *more sensitive to other cultures, less indifferent to other cultures*
- ✓ *more enabling, less controlling*

IMAGES OF WORLD MISSION

Figure 1
Contrasting Images of Mission: Mean Ratings by Sample



How Images Vary

Views of world mission are affected by other characteristics of panelists. For example:

- ✓ Member panelists who see themselves as *well-informed* about “Christian mission activity around the world” are much more likely than *poorly* or *very poorly informed* members to view world mission as:
 - *something young* (as opposed to *something older*) *adults do*
 - *progressive* (as opposed to *out-dated*)
 - *sharing the Gospel* (as opposed to *sharing American culture*)
 - *enabling* (as opposed to *controlling*)
- ✓ More older member panelists (aged 70+) than younger ones (less than age 40) view world mission as:
 - *something clergy* (as opposed to *laity*) *do*
 - *selfish* (as opposed to *sacrificial*)
 - *respectful of* (as opposed to *contemptuous of*) *other beliefs*
 - *every Christian's* (as opposed to *a special*) *call*
- ✓ Few differences in views of world mission are associated with theological orientation. Theologically-liberal members hold similar average views on world mission as theologically-conservative members.

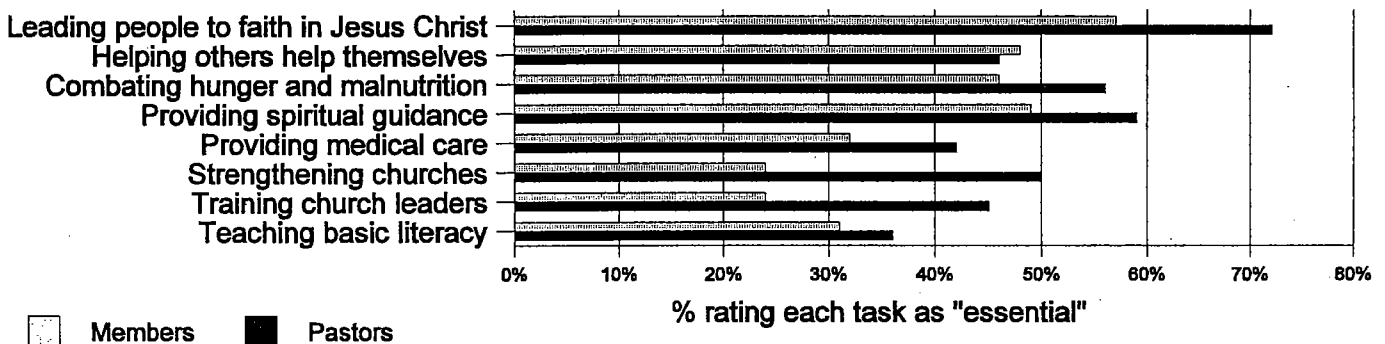
PRIORITIES FOR MISSION

Ranking Mission Activities

✓ From a list of 29 possible PCUSA mission activities, members give the highest priority to:

- leading people to faith in Christ
- helping others help themselves
- combating hunger and malnutrition
- providing spiritual guidance
- teaching basic literacy
- providing medical care
- fighting disease
- combating poverty

Figure 2
Top Mission Priorities for Members and Pastors



✓ Pastors give relatively high priority to many of the same activities, but also give high priority to “strengthening churches” and “training church leaders.”

✓ Among members and pastors, relatively low priority is found for:

- resolving conflicts between nations
- promoting democracy
- resolving conflicts between faith groups
- promoting interfaith cooperation
- providing advanced education
- preserving the environment

Mission Emphasis: Body or Soul?

A look at the ratings panelists give to mission priorities suggests that Presbyterians want the church to minister to body, mind, and spirit in its overseas work. But make no mistake: faith comes first. Majorities in every sample (54% of specialized clergy, 57% of members, 62% of elders, and 72% of pastors) believe it is *essential* that the Presbyterian Church (U.S.A.) make “leading people to faith in Jesus Christ” a “part of its world mission outreach.” Still, ranked not far behind are efforts to improve the physical (e.g., “combating hunger and nutrition,” “providing medical care”), economic (“helping people help themselves,” “combating poverty”), and social (“teaching basic literacy,” “working for human rights”) circumstances people face. In short, Presbyterians want the Gospel to be foremost among mission endeavors, but it is a Gospel that attends to whole people, not just souls.

PRIORITIES FOR MISSION

Table 1
Priorities for Mission: Comparing the Views of Members and Pastors

| Mission Activity | Members | | | Pastors | | |
|--|----------------------------|----------------|---------|----------------------------|----------------|---------|
| | % Rate <i>Essential</i> | Mean Score* | Ranking | % Rate <i>Essential</i> | Mean Score* | Ranking |
| combating hunger and malnutrition | 46% | 1.65 | 3 | 56% | 1.51 | 2 |
| working for social justice | 16% | 2.33 | 16 | 36% | 1.93 | 14 |
| combating poverty | 24% | 2.07 | 8 | 39% | 1.80 | 10 |
| teaching basic literacy | 31% | 1.91 | 5 | 36% | 1.79 | 9 |
| working for human rights | 24% | 2.10 | 10 | 34% | 1.92 | 13 |
| resolving conflicts between nations | 6% | 3.15 | 28 | 9% | 2.91 | 27 |
| resolving conflicts between racial and ethnic groups | 11% | 2.75 | 23 | 15% | 2.37 | 21 |
| fighting disease | 30% | 1.96 | 7 | 38% | 1.78 | 8 |
| providing medical care | 32% | 1.92 | 6 | 42% | 1.69 | 6 |
| leading people to faith in Christ | 57% | 1.59 | 1 | 72% | 1.40 | 1 |
| providing spiritual guidance | 49% | 1.67 | 4 | 59% | 1.54 | 3 |
| providing advanced education | 10% | 2.77 | 24 | 14% | 2.44 | 23 |
| promoting democracy | 6% | 3.00 | 27 | 3% | 3.35 | 28 |
| strengthening churches | 24% | 2.08 | 9 | 50% | 1.61 | 4 |
| helping equip U.S. churches for mission & service | 18% | 2.29 | 14 | 35% | 1.86 | 12 |
| advocacy for poor and oppressed | 18% | 2.31 | 15 | 32% | 1.99 | 16 |
| preserving the environment | 14% | 2.63 | 20 | 17% | 2.53 | 24 |
| working to change public policy on the poor and oppressed | 11% | 2.64 | 21 | 21% | 2.38 | 22 |
| helping others help themselves | 48% | 1.62 | 2 | 46% | 1.66 | 5 |
| training evangelists | 19% | 2.49 | 19 | 40% | 1.98 | 15 |
| training church leaders | 24% | 2.21 | 13 | 45% | 1.74 | 7 |
| resolving conflicts between faith groups | 9% | 2.88 | 25 | 11% | 2.68 | 26 |
| helping the poor | 23% | 2.12 | 11 | 37% | 1.82 | 11 |
| promoting interfaith cooperation | 15% | 2.48 | 18 | 15% | 2.61 | 25 |
| listening & learning from other cultures | 21% | 2.20 | 12 | 31% | 2.09 | 19 |
| seeking to understand other groups' interpretation of the Bible | 16% | 2.37 | 17 | 29% | 2.06 | 17 |
| receiving the gifts of others | 7% | 2.88 | 25 | 30% | 2.08 | 18 |
| experiencing the witness of the poor | 8% | 2.72 | 22 | 26% | 2.20 | 20 |

* Based on these individual response codes: 1=essential, 2=very important, 3=somewhat important, 4=not too important, 5=not at all important.

PRIORITIES FOR MISSION

The Budget for World Mission

What proportion of expenditures by national entities of the Presbyterian Church (U.S.A.) goes for world mission? The Worldwide Ministries Division calculates the share at about 23%. When we asked panelists to estimate the value, they came fairly close—as a group. However, many individuals gave numbers well above or below the actual figure:

Table 2
Means and Standard Deviations by Sample of PCUSA Mission Budget Estimates

| | Members | Elders | Pastors | Specialized Clergy |
|-----------------------|---------|--------|---------|-----------------------|
| Lowest response | 1.0% | 1.0% | 0.0% | 0.0% |
| -1 standard deviation | 7.3% | 7.4% | 8.1% | 8.4% |
| Mean | 21.7% | 22.4% | 22.0% | 21.4% |
| +1 standard deviation | 36.2% | 37.4% | 36.0% | 34.5% |
| Highest response | 100.0% | 85.0% | 75.0% | 73.0% |

Mission Services to Congregations & Presbyteries

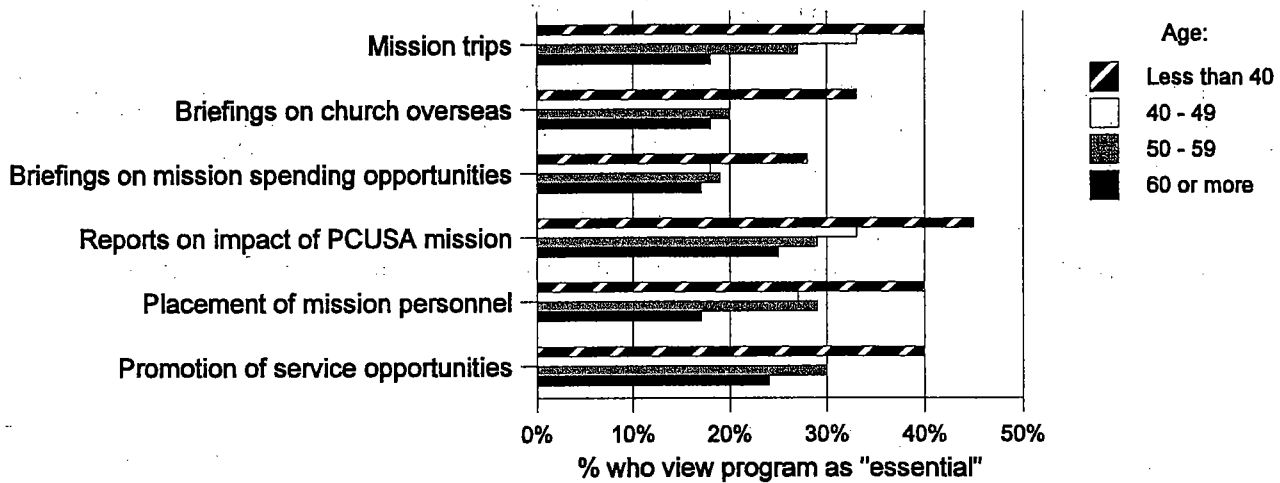
- ✓ According to members, few “mission-related services or programs” are *essential* for the Worldwide Ministries Division of the PCUSA to provide for congregations and presbyteries. The highest percentages of *essential* responses are found for:
 - briefings about ways to spend mission dollars (13% of members so respond)
 - people-to-people exchanges (11%)
 - briefings about the church in other countries (10%)
 - reports about the impact of PCUSA mission around the world (10%)
 - promotion of opportunities to serve internationally (10%)

- ✓ Pastors are much more likely than laity to see the importance of the WMD providing each of various mission-related services to congregations and presbyteries. The highest percentages of *essential* responses are found for:
 - personal contacts with PCUSA mission personnel (43%)
 - reports about the impact of PCUSA mission around the world (32%)
 - promotion of opportunities to serve internationally (31%)
 - opportunities for mission trips to other countries (30%)
 - assessment and placement of mission personnel (28%)
 - people-to-people exchanges (27%)

- ✓ Panelists in all samples place the *least* relative importance on the provision of “a global mission magazine” by the Worldwide Ministries Division. More than a third of members and elders, and one in four pastors and specialized clergy, see such a periodical as *not too important* or *not at all important*. Even here, however, large minorities, especially among pastors (37%) and specialized clergy (33%), view such a publication as *essential* or *very important* for the church to provide.

PRIORITIES FOR MISSION

Figure 3
Essential WMD Mission Programs for Presbyteries and Congregations:
Views of Pastors by Age Groups



Mission Resource Priorities and Theological Orientation

Theological liberals and conservatives hold similar views on the relative importance of the PCUSA providing mission-related services to congregations and presbyteries. As Table 3 shows, the largest differences are still relatively small, on the order of 8-10 percentage points. They show that conservatives put more emphasis than liberals on the church providing "opportunities for mission trips to other countries," while liberals put more emphasis than conservatives on "people-to-people exchanges." These two types of programs sound a lot alike, don't they? But the former connotes more of a one-way emphasis, while the latter sounds more bi-directional. Could it simply be that conservatives are more likely to favor an older, "us-to-them" mission style, while theological liberals are more likely to support a reciprocal arrangement?

Table 3
Comparing Opinions of Conservative & Liberal Pastors:
Essential Mission Services for WMD to Provide for Congregations and Presbyteries

| Mission Service/Program | Theological Orientation | | |
|---|-------------------------|----------|---------|
| | Conservative | Moderate | Liberal |
| opportunities for mission trips to other countries | 36% | 29% | 26% |
| briefings about the church in other countries | 22% | 22% | 22% |
| briefings about ways to spend mission dollars | 20% | 19% | 21% |
| personal contacts with PCUSA mission personnel | 43% | 46% | 38% |
| mission education resources, including theology | 19% | 21% | 23% |
| a global mission magazine | 9% | 8% | 10% |
| reports about impact of PCUSA mission around world | 30% | 33% | 34% |
| assessment and placement of mission personnel | 32% | 25% | 31% |
| promotion of opportunities to serve internationally | 36% | 28% | 30% |
| people-to-people exchanges | 23% | 25% | 33% |

INVOLVEMENT IN WORLD MISSION

What Congregations Are Doing

- ✓ Around one in six pastors (18%) and elders (18%) respond *yes, always* when asked whether their churches “regularly include world mission in . . . worship and educational programs.” Another third report that their congregation *usually* includes world mission in its programming. Only 1% of elders and pastors report that their church *never* does so.
- ✓ A majority of pastors (52%) and four in ten elders (41%) report that their congregations have *increased* their level of world mission involvement over that of five years ago. Only one in 20 pastors or elders believe that the level of involvement has *decreased*.
- ✓ Beyond Shared Mission Support and the One Great Hour of Sharing offering, eight in ten pastors (81%) report that their congregations have made a *direct* contribution to one or more world mission programs.

Where's the Direct Mission Support Going?

As just noted, most congregations, according to their pastors, made some sort of direct contribution to a mission program over the past two years. What entities got the money? Of all pastors:

- 40% report that their congregations gave to one or more official programs of the Presbyterian Church (U.S.A.)
- 21% report that their congregations gave to one or more of the three independent (but PCUSA “validated”) mission support groups (i.e., the Medical Benevolence Foundation, the Outreach Foundation, the Presbyterian Frontier Fellowship)
- 68% report that their congregations gave to one or more non-PCUSA-related mission programs
- 22% did not report any direct support

Add those numbers together, and the total far exceeds 100% because some pastors listed a program or programs in more than one category. Here is a look at the relative overlap:

- 8% gave to programs in all three categories (PCUSA, Validated, and Other)
- 7% gave only to PCUSA programs
- 1% gave only to Validated programs
- 28% gave only to Other programs
- 2% gave to PCUSA and Validated programs, but not to any Other programs
- 23% gave to PCUSA and Other programs, but not to Validated programs
- 9% gave to Validated and Other programs, but not to PCUSA programs
- 22% gave to no programs

- 100% (total)

INVOLVEMENT IN WORLD MISSION

✓ A majority of pastors report that in their congregations over the last two years the following mission-related events or activities took place:

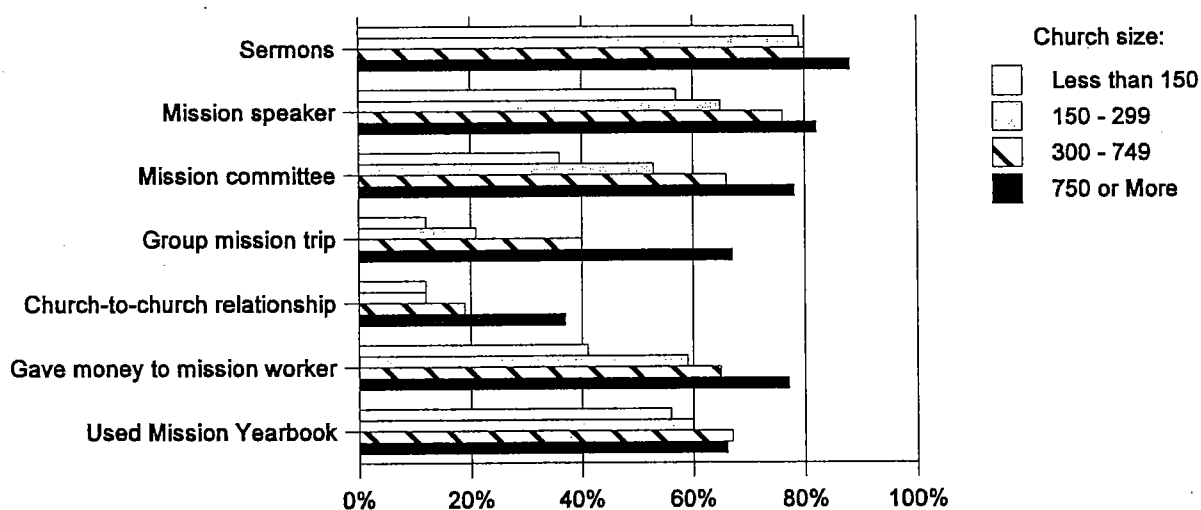
- had a sermon or sermons on world mission (84% so report)
- hosted a talk given by a current or former mission worker (72%)
- prayed for a mission worker (66%)
- used the *Mission Yearbook for Prayer and Study* (65%)
- observed a special-theme Sunday on world mission (65%)
- directed financial support to a specific person serving in mission (63%)
- had an on-going committee on world mission (60%)
- had one or more members travel out of the country for mission learning or service (54%)
- received regular correspondence from a mission worker (58%)

✓ Relatively rare mission-related activities in congregations, according to pastors, include:

- helping locally with refugee resettlement (17%)
- advocating public policy on global issues (15%)
- ministering to migrant workers (12%)
- sponsoring an ESL (English as a Second Language) program (12%)
- hosting a colleague in ministry from another country (11%)

✓ Except for sermons on world mission and use of the *Mission Yearbook*, world mission events and programs of various types are much more frequently found in larger-membership congregations, especially in very large ones (750+ members). For example, 27% of congregations with fewer than 150 members report a “special study of world mission” in the prior two years, compared to 28% in congregations with 150-299 members, 49% in congregations with 300-749 members, and 65% in congregations with 750 or more members.

Figure 4
Frequency of Mission Activities by Church Size:
Pastors' Responses



INVOLVEMENT IN WORLD MISSION

Increase or Not?

Name a world mission-related activity that could take place in a congregation, and any one that you mention is more likely to have occurred in those congregations that, according to pastors, *increased* their “involvement in world mission” over the last five years. What’s going on here? It may simply be that pastors don’t perceive increases in involvement unless they involve a lot of dimensions. But another explanation is possible: increasing involvement is catching!

Table 4
Frequency of Mission Activities in Congregations
by Perceived 5-Year Change in Mission Involvement

Change in World Mission Activities Over Last 5 Years

| Activities | Increased n = 372 | Stayed the Same* n = 277 | Decreased n = 34 |
|--|----------------------|--------------------------------|---------------------|
| Had sermon on world mission | 92% | 72% | 65% |
| Had world mission theme service | 75% | 53% | 41% |
| Had world mission speaker | 83% | 60% | 44% |
| Had special study of world mission | 51% | 34% | 21% |
| Hosted a colleague in ministry | 13% | 8% | 9% |
| Had a committee on world mission | 75% | 43% | 35% |
| Had a church group travel overseas for mission | 49% | 21% | 15% |
| Had a church member travel overseas for mission | 66% | 41% | 18% |
| Involved in mission through presbytery partnership | 34% | 30% | 15% |
| Had relationship with congregation overseas | 26% | 13% | 21% |
| Helped with refugee resettlement | 21% | 13% | 15% |
| Ministered to immigrant groups | 23% | 17% | 12% |
| Involved in ESL program | 16% | 6% | 12% |
| Ministered to international students | 28% | 19% | 21% |
| Ministered to migrant workers | 15% | 9% | 3% |
| Advocated public policy on global issues | 18% | 11% | 12% |
| Received correspondence from a mission worker | 70% | 44% | 41% |
| Prayed for/corresponded to a mission worker | 78% | 50% | 41% |
| Gave money to a mission worker | 76% | 47% | 35% |
| Used <i>Mission Yearbook</i> | 68% | 59% | 53% |

* Includes pastors (n = 34) who responded “don’t know”

INVOLVEMENT IN WORLD MISSION

Mission Workers and Congregations

- ✓ Four in ten pastors report that at least one person from their congregation has “served as a mission worker outside the U.S.” at some time during the previous five years. The median number of mission workers from each congregation that reported at least one such worker is three. The mean is 15. According to pastors, in one of every six congregations (18%), more than 20 mission workers have served in other countries over the last five years, including a few that have sent 100 or more mission workers.
- ✓ Most mission workers from PCUSA congregations spent a relatively brief time on their assignment: according to pastors, 79% served *3 months or less*. Only 8% served *more than a year*.
- ✓ Assignments for about one-half of mission workers from PCUSA congregations were arranged directly between the congregation and the overseas host. In another quarter, arrangements were coordinated by “other denominations or independent mission agencies.” Only 20% served on an assignment arranged by the PCUSA’s Worldwide Ministries Division.
- ✓ Larger-membership congregations are more likely to report that one or more of their members traveled *individually* overseas for “brief mission learning or service.” *Group* travel of this kind is especially concentrated in larger churches; while 12% of congregations with fewer than 150 members reported group travel for mission, 67% of congregations with 750 or more members did so.
- ✓ One in 20 members, one in 12 elders, and one in 4 pastors and specialized clergy report that they themselves have “served in mission outside the U.S.”
- ✓ Majorities in all Panel samples, ranging from 70% of members to 94% of pastors, report that they “personally know one or more persons who are (or have been) in mission service outside the U.S.”

Other Personal Involvement

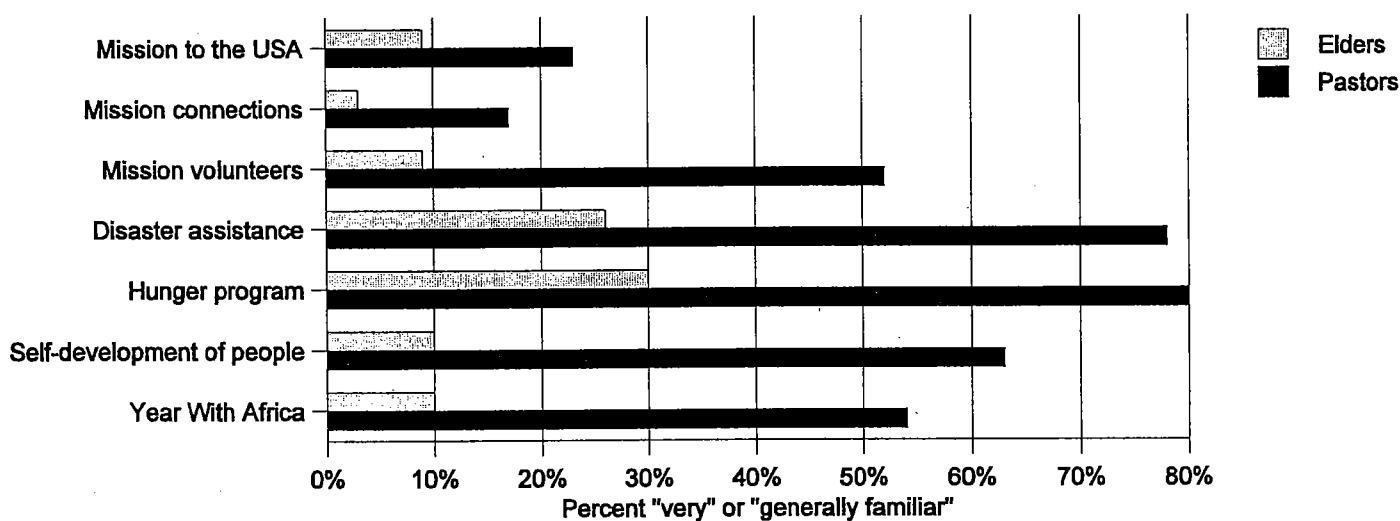
- ✓ Around a third of members (29%), elders (33%), pastors (38%), and specialized clergy (36%) report that, in the previous two years, they or someone in their households had “directly supported a [world] mission worker or program”
- ✓ Almost one-half of members (46%), and majorities of the other samples (56% of elders, 62% of specialized clergy, and 72% of pastors) report that in the two prior years they had “attended a seminary, conference, worship service or other church-related . . . meeting at which a person in world mission service was the primary speaker.”

MISSION KNOWLEDGE AND INTEREST

Familiarity with PCUSA and Other Mission Programs

- ✓ Only three (of 14 listed) PCUSA mission programs are either *very familiar* or *generally familiar* to 10% or more of members:
 - Presbyterian Hunger Program (24% so report)
 - Presbyterian Disaster Assistance (19%)
 - Mission Volunteers (10%)
- ✓ The PCUSA mission programs most familiar to pastors are:
 - Presbyterian Hunger Program (80% either *very familiar* or *generally familiar*)
 - Presbyterian Disaster Assistance (78%)
 - Self Development of People (63%)
 - Year with Latin Americans (55%)
 - Year with Africa (54%)
 - Mission Volunteers (52%)

Figure 5
Familiarity with Mission Programs of the PCUSA



- ✓ Fewer than 10% of members and elders are either *very familiar* or *generally familiar* with these validated mission support groups affiliated with the PCUSA: the Medical Benevolence Foundation (9% familiar), Outreach Foundation (9%), and the Presbyterian Frontier Fellowship (4%). Relatively more elders report familiarity with each, at 17%, 13%, and 6%, respectively. Pastors, by contrast, report much greater relative familiarity than either group of laity, with 61% either *very familiar* or *generally familiar* with the Medical Benevolence Foundation, 53% with Outreach Foundation, and 32% with the Presbyterian Frontier Fellowship.

Among laity, some prominent nondenominational mission programs are better known than most of those sponsored by the PCUSA, including:

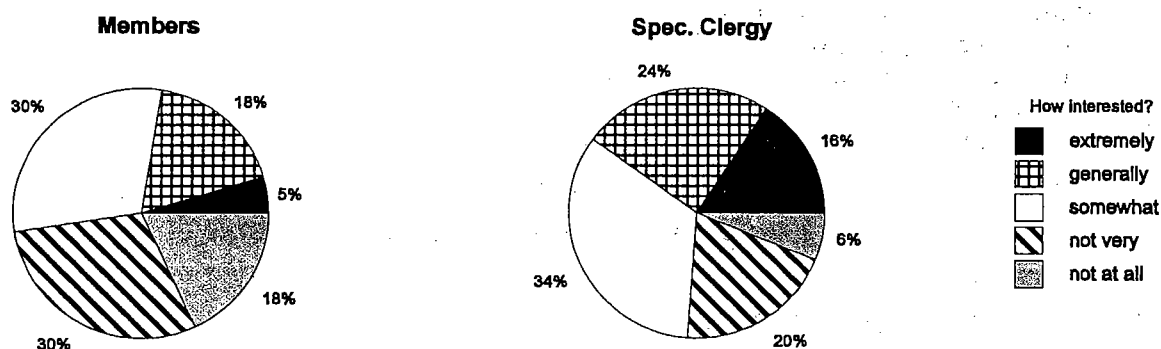
- Habitat for Humanity (77% of members and 83% of elders either *very familiar* or *generally familiar*)
 - World Vision (24% and 24%, respectively)
 - Wycliffe (19% and 20%)
 - Youth with a Mission (10% and 10%)
- ✓ Habitat for Humanity is *very familiar* or *generally familiar* to nine in every ten pastors and specialized clergy, and World Vision is *very familiar* or *generally familiar* to 54% of pastors and 37% of specialized clergy.

MISSION KNOWLEDGE AND INTEREST

Interest in Mission and the World

- ✓ 5% of members, 7% of elders, 27% of pastors, and 16% of specialized clergy are *very interested* “in becoming more personally involved in world mission” Another 18%, 22%, 35%, and 24%, respectively, are *generally interested* in becoming more involved. Still, 48% of members, 37% of elders, 12% of pastors, and 26% of specialized clergy are either *not very interested* or *not at all interested* in greater personal involvement.

Figure 6
Interest in Becoming More Personally Involved in Mission



- ✓ One in six members and elders, one in four pastors, and one in three specialized clergy believe it is *essential* for them “to stay informed about news and events outside the U.S.” Many others believe it is *very important* to stay informed, so that, overall, 56% of members, 51% of elders, 72% of pastors, and 79% of specialized clergy find it either *essential* or *very important* to stay abreast of world news. Nevertheless, only 23% of members and elders, 30% of pastors, and 36% of specialized clergy “regularly read or listen to any news source published or broadcast from outside the U.S. . . .”
- ✓ Few panelists in any sample consider themselves *very well informed* about international events. Only 7% of members and elders, 12% of pastors, and 16% of specialized clergy so report. Few, however, consider themselves either *poorly informed* or *very poorly informed*. Together, a large majority in every sample (72% or above) considers itself either *well informed* or *somewhat informed*.
- ✓ Presbyterians see themselves as better informed about the general international scene than about “religious life in other parts of the world.” Only 11% of members, 10% of elders, 35% of pastors, and 30% of specialized clergy consider themselves *well informed* or *very well informed* about religion outside the U.S. Indeed, 41% of members, 31% of elders, 15% of pastors, and 13% of specialized clergy consider themselves to be *poorly informed* or *very poorly informed* on this subject.
- ✓ Most panelists consider themselves no better than *somewhat informed* about “Christian mission activity around the world,” in general, and “the world mission activity of the PCUSA,” in particular. In fact, a majority of members and elders report that they are either *poorly informed* or *very poorly informed* about PCUSA world mission. Even 19% of pastors and 31% of specialized clergy so report.

MISSION KNOWLEDGE AND INTEREST

Familiarity Breeds Support

As already noted, many panelists—ranging from 38% of pastors to 29% of members—indicate that they, or someone else in their household, have “directly supported a mission worker or program in the last 2 years.” Those providing support are much more likely to have been abroad or to have had other sorts of contact or involvement with world mission.

Table 5
Pastors and Elders Who Have Directly Supported a Mission Worker in Last 2 Years,
by Indicators of Personal Contact with Mission and the World

| | % Providing Direct Mission Support | |
|--|------------------------------------|---------|
| | Elders | Pastors |
| Entire Sample | 33% | 38% |
| <i>Subset who:</i> | | |
| Read/listen to 1-2 foreign news source | 40% | 46% |
| Read/listen to 3+ foreign news sources | 48% | 28% |
| Speak/read easily a foreign language | 33% | 44% |
| Been abroad in last 10 years | 37% | 42% |
| Personally know mission worker(s) | 40% | 40% |
| Personally visited a mission worker | 69% | 52% |
| Personally served in mission | 70% | 61% |

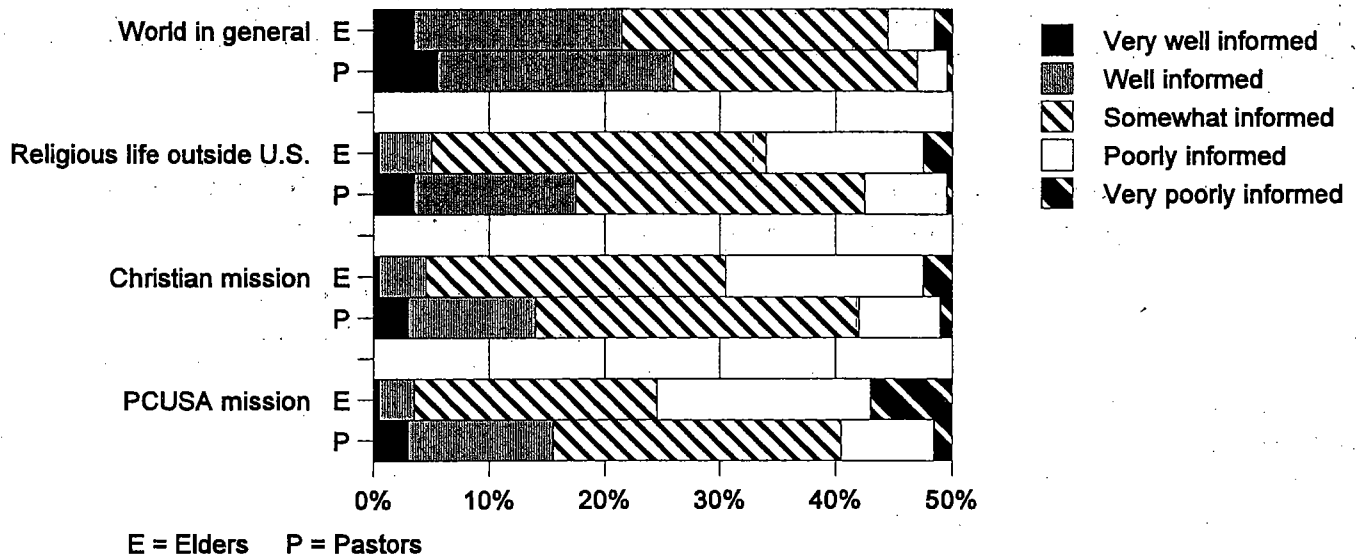
Similarly, panelists who consider themselves *well-informed* or *very well-informed* about Christian and PCUSA mission are more likely than other panelists to express an interest in becoming more involved in world mission:

Table 6
Panelists Who Are Informed About PCUSA Mission
Express Interest in Becoming More Involved in World Mission

| | % Extremely/Generally Interested in Becoming More Involved in World Mission | | | |
|--|---|--------|---------|--------------|
| | Members | Elders | Pastors | Spec. Clergy |
| Entire sample | 23% | 29% | 62% | 40% |
| Subset who are <i>well-informed/very well informed</i> about PCUSA mission | 48% | 44% | 71% | 56% |

MISSION KNOWLEDGE AND INTEREST

Figure 7
How Informed Panelists are About Mission and the World



- ✓ In every sample, a majority report at least one trip outside the United States in the last decade, ranging from 60% of members to 78% of specialized clergy. Relatively few of the lay international travelers visited a “mission worker or mission facility” during their overseas journey (12% of the members, 18% of the elders), but mission visits were included in at least one trip of 57% of the traveling pastors and 45% of the traveling specialized clergy. Overall, 7% of members, 11% of elders, 42% of pastors, and 35% of specialized clergy have visited at least one mission worker or facility outside the U.S. during the last ten years.
- ✓ Relatively few panelists consider themselves fluent in a foreign language. Just 10% of members, 9% of elders, 22% of pastors, and 25% of specialized clergy report that they “speak or read easily” any language besides English. European languages are most often listed; among pastors who speak or read at least one foreign language, 38% list French, 37% list Spanish, and 32%, German.

Future Outlook

Looking back, it’s clear that world mission activity has changed dramatically over the last century. Given the pace of change generally, it seems reasonable to expect world mission to look quite different a few decades hence. What are the forces and factors that will most shape world mission in the 21st Century?

We asked panelists to give their opinions by commenting on the extent to which they expect that each of 13 trends “will affect world mission in the 21st Century.” The five response choices ranged from *very great extent* to *not at all*. Assigning each choice a number, from “5” for *very great extent* to “1” for *not at all*, we obtain a rough indicator of average opinions for each trend. The results are displayed in Table 7.

A clear division is found between responses of lay and clerical panelists. On average, ministers generally see each of the trends as having more of an impact on world mission than do members and elders. The principal exception is “the rapid spread of infectious diseases,” which laity are more likely to rate as having an effect on mission than are clergy.

MISSION KNOWLEDGE AND INTEREST

Future Outlook

(Continued)

Even among clergy, few trends are rated on average as affecting world mission to a *great extent* (i.e., a mean value of 4.00 or greater). The highest mean value in all samples is found for "nationalism and conflict based on religion and ethnicity" (mean = 4.21 for pastors, 4.27 for specialized clergy). Other trends expected to have relatively great impact on world mission are (in order according to pastors' responses): "the dramatic growth of the church in developing countries" (4.15); "the spread of Islam" (4.08); "the increase in direct mission activity by congregations and presbyteries" (4.02); "the acceleration of information technology" (4.00); and "the widening gap in wealth between poor and rich countries" (4.00). The least impact, in a relative sense, is found for: "the rapid spread of infectious diseases" (3.21); "environmental concerns" (3.21); "increasing size and power of multinational corporations" (3.23); "the growing Pentecostal/charismatic movement" (3.40); and the "emergence of a new generation of leaders who grew up after colonialism ended" (3.46).

Table 7
Future Trends and Their Predicted Effects on Mission in the 21st Century

| Trend | Mean Score* | | | Spec. Clergy |
|---|-------------|--------|---------|--------------|
| | Members | Elders | Pastors | |
| nationalism and conflict based on religion and ethnicity | 3.88 | 3.97 | 4.21 | 4.27 |
| the growing racial-ethnic diversity of the U.S. population | 3.55 | 3.50 | 3.60 | 3.70 |
| the dramatic growth of the church in developing countries | 3.67 | 3.83 | 4.15 | 4.06 |
| the spread of Islam | 3.55 | 3.67 | 4.08 | 4.04 |
| the widening gap in wealth between poor and rich countries | 3.63 | 3.70 | 4.00 | 4.16 |
| the widening gap between rich and poor in the U.S. | 3.52 | 3.44 | 3.66 | 3.86 |
| environmental concerns | 3.20 | 3.13 | 3.21 | 3.42 |
| the growing Pentecostal/charismatic movement | 3.15 | 3.17 | 3.40 | 3.49 |
| emergence of new leaders who grew up in the post-colonial period | 2.96 | 2.97 | 3.46 | 3.52 |
| the acceleration of information technology | 3.62 | 3.83 | 4.00 | 3.91 |
| the increase in direct mission activity by congregations and presbyteries | 3.55 | 3.69 | 4.02 | 3.70 |
| the rapid spread of infectious diseases | 3.40 | 3.38 | 3.21 | 3.22 |
| increasing size and power of multinational corporations | 3.16 | 3.10 | 3.23 | 3.34 |

* Based on these individual response codes: 1=not at all; 2=a little; 3=moderate extent; 4=great extent; 5=very great extent

In sum, in all samples, greater consequence is seen for trends with religious content, although broader developments, particularly growth in technology and in social inequality, are also seen as having considerable impact. The relatively small average effect that is foreseen due to infectious diseases suggests some lack of information on the state of public health in many parts of the world, including Africa, where large minorities of the population are already infected with the AIDS virus. Interestingly, a look at how members' opinion varies by education level finds that *more educated* individuals are *less likely* than others to believe that infectious diseases will have a great impact on world mission. Members with the most formal education (i.e., one or more graduate degrees), on average, view several other factors as more consequential for world mission, particularly "nationalism and conflict based on religion and ethnicity."

THE PRESBYTERIAN PANEL

WORLD MISSION—AUGUST 1998

Appendix

| | Members | Elders | Ministers |
|---|---------|--------|-----------|
| Number of questionnaires mailed | 1,238 | 1,263 | 1,823 |
| Number of questionnaires returned | 540 | 634 | 1,050 * |
| Percent returned | 44% | 50% | 58% |

*720 pastors; 330 specialized clergy

Images & Needs

Q-1. Listed below are pairs of alternative words or phrases that might be used to describe world mission. In each row, ✓ one (and *only one*) □ to indicate whether the term on the left, the term on the right, or some combination of both best fits your image of world mission as it is today.

| | Members | Elders | Pastors | Specialized Clergy |
|---|---------|--------|---------|--------------------|
| World mission today is, or involves . . . (✓ one □ in each row): | | | | |
| a. focused . . . scattered | | | | |
| entirely focused | 4% | 4% | 3% | 3% |
| mostly focused (but a little scattered) | 14% | 13% | 12% | 13% |
| more focused than scattered | 29% | 25% | 20% | 20% |
| equal parts of both | 24% | 26% | 26% | 26% |
| more scattered than focused | 20% | 22% | 25% | 26% |
| mostly scattered (but a little focused) | 6% | 8% | 10% | 9% |
| entirely scattered | 3% | 2% | 2% | 4% |
| b. something that young adults do . . . something that older adults do | | | | |
| entirely done by young adults * | | * | — | * |
| mostly done by young adults (but a little done by older adults) | 5% | 4% | 2% | 2% |
| done more by young adults than by older adults | 11% | 10% | 9% | 10% |
| equally done by both | 44% | 47% | 58% | 54% |
| done more by older adults | 25% | 26% | 25% | 28% |
| mostly done by older adults (but a little done by young adults) | 13% | 12% | 6% | 7% |
| done entirely by older adults | 2% | 2% | * | — |
| c. progressive . . . out-dated | | | | |
| entirely progressive | 5% | 3% | 7% | 4% |
| mostly progressive (but a little out-dated) | 14% | 16% | 22% | 19% |
| more progressive than out-dated | 29% | 30% | 31% | 29% |
| equal parts of both | 30% | 28% | 20% | 24% |
| more out-dated than progressive | 15% | 18% | 14% | 17% |
| mostly out-dated (but a little progressive) | 6% | 4% | 4% | 4% |
| entirely out-dated | 1% | 1% | 1% | 2% |

* = less than 0.5%; rounds to zero

— = zero (0.0); no cases in this category

n = number of respondents eligible to answer this question

+ = nonresponses of 10% or more on this question (reported percentages for all questions omit nonresponses)

◆ = percentages add to more than 100 because respondents could make more than one response

Q-1. Listed below are pairs of alternative words or phrases that might be used to describe world mission. In each row, (cont.) one (and *only one*) to indicate whether the term on the left, the term on the right, or some combination of both best fits your image of world mission as it is today.

World mission today is, or involves . . . (one in each row):

| | | | | | |
|----|--|-----|-----|-----|-----|
| d. | something that takes place in the U.S. . . . something that takes place overseas | | | | |
| | entirely in the U.S. | 1% | * | — | — |
| | mostly in the U.S. (but a little overseas) | 3% | 3% | 2% | 2% |
| | more in the U.S. than overseas | 8% | 8% | 7% | 9% |
| | equal parts of both | 38% | 42% | 53% | 49% |
| | more overseas than in the U.S. | 32% | 29% | 23% | 22% |
| | mostly overseas (but a little in the U.S.) | 16% | 16% | 13% | 15% |
| | entirely overseas | 3% | 2% | 2% | 4% |
| e. | traditional . . . modern | | | | |
| | entirely traditional | 2% | 2% | 1% | 2% |
| | mostly traditional (but a little modern) | 12% | 9% | 6% | 10% |
| | more traditional than modern | 24% | 28% | 20% | 23% |
| | equal parts of both | 40% | 38% | 37% | 34% |
| | more modern than traditional | 16% | 18% | 27% | 26% |
| | mostly modern (but a little traditional) | 4% | 4% | 8% | 5% |
| | entirely modern | 1% | 1% | * | 1% |
| f. | carried out by Americans . . . carried out by citizens of other countries | | | | |
| | entirely carried out by Americans | 3% | 1% | * | * |
| | mostly carried out by Americans (but carried out a little by citizens of other countries) | 12% | 13% | 4% | 4% |
| | carried out more by Americans | 36% | 34% | 13% | 19% |
| | carried out equally by both | 38% | 39% | 49% | 44% |
| | carried out more by citizens of other countries | 8% | 10% | 25% | 23% |
| | mostly carried out by citizens of other countries (but carried out a little by Americans) | 3% | 3% | 8% | 9% |
| | entirely carried out by citizens of other countries | — | * | * | 1% |
| g. | stern . . . joyful | | | | |
| | entirely stern | 1% | * | * | * |
| | mostly stern (but a little joyful) | 3% | 2% | 1% | 1% |
| | more stern than joyful | 10% | 9% | 6% | 8% |
| | equal parts of both | 25% | 25% | 14% | 20% |
| | more joyful than stern | 36% | 38% | 34% | 38% |
| | mostly joyful (but a little stern) | 21% | 21% | 33% | 27% |
| | entirely joyful | 5% | 5% | 11% | 6% |
| h. | something a specialist does . . . something a generalist does | | | | |
| | entirely done by specialists | 2% | 1% | 1% | 1% |
| | mostly done by specialists (but done a little by generalists) . . . | 7% | 6% | 12% | 10% |
| | something done more by specialists | 22% | 23% | 28% | 36% |
| | done equally by both | 41% | 41% | 40% | 33% |
| | something done more by generalists | 18% | 20% | 14% | 13% |
| | mostly done by generalists (but done a little by specialists) . . . | 8% | 8% | 4% | 6% |
| | entirely done by generalists | 2% | 1% | * | * |

* = less than 0.5%; rounds to zero

— = zero (0.0); no cases in this category

n = number of respondents eligible to answer this question

+ = nonresponses of 10% or more on this question (reported percentages for all questions omit nonresponses)

◆ = percentages add to more than 100 because respondents could make more than one response

Q-1. Listed below are pairs of alternative words or phrases that might be used to describe world mission. In each row, (cont.) one (and *only one*) to indicate whether the term on the left, the term on the right, or some combination of both best fits your image of world mission as it is today.

World mission today is, or involves . . . (one in each row):

| | | | | | |
|----|--|-----|-----|-----|-----|
| i. | authoritarian . . . democratic | + | | | |
| | entirely authoritarian | 2% | * | * | 1% |
| | mostly authoritarian (but a little democratic) | 3% | 6% | 2% | 3% |
| | more authoritarian than democratic | 17% | 13% | 10% | 19% |
| | equal parts of both | 28% | 27% | 18% | 22% |
| | more democratic than authoritarian | 28% | 33% | 34% | 30% |
| | mostly democratic (but a little authoritarian) | 17% | 18% | 29% | 21% |
| | entirely democratic | 6% | 3% | 6% | 4% |
| j. | something that laity do . . . something that clergy do | | | | |
| | entirely done by laity | 1% | 1% | * | * |
| | mostly done by laity (but a little by clergy) | 9% | 10% | 8% | 5% |
| | done more by laity than clergy | 23% | 23% | 23% | 26% |
| | equally done by both | 46% | 48% | 54% | 48% |
| | done more by clergy than laity | 18% | 15% | 12% | 15% |
| | mostly done by clergy (but a little by laity) | 4% | 4% | 3% | 4% |
| | entirely done by clergy | 1% | * | — | 2% |
| k. | difficult to do . . . easy to do | | | | |
| | entirely difficult to do | 7% | 5% | 5% | 4% |
| | mostly difficult to do (but a little easy sometimes) | 21% | 22% | 24% | 30% |
| | more difficult than easy to do | 30% | 28% | 34% | 32% |
| | equal parts of both | 31% | 32% | 29% | 27% |
| | more easy than difficult to do | 7% | 9% | 6% | 7% |
| | mostly easy to do (but a little difficult sometimes) | 3% | 3% | 2% | 1% |
| | entirely easy to do | 1% | * | * | * |
| l. | sharing the Gospel . . . sharing American culture | | | | |
| | entirely sharing the Gospel | 7% | 6% | 18% | 11% |
| | mostly sharing the Gospel (but a little sharing American culture) | 22% | 28% | 36% | 31% |
| | more sharing the Gospel than sharing American culture | 29% | 27% | 28% | 25% |
| | equal parts of both | 28% | 27% | 10% | 20% |
| | more sharing American culture than sharing the Gospel | 9% | 9% | 5% | 7% |
| | mostly sharing American culture (but a little sharing the Gospel) | 4% | 3% | 2% | 5% |
| | entirely sharing American culture | * | 1% | * | * |
| m. | sacrificial . . . selfish | | | | |
| | entirely sacrificial | 11% | 12% | 19% | 10% |
| | mostly sacrificial (but a little selfish) | 29% | 33% | 40% | 35% |
| | more sacrificial than selfish | 32% | 31% | 25% | 29% |
| | equal parts of both | 20% | 17% | 11% | 18% |
| | more selfish than sacrificial | 6% | 5% | 2% | 6% |
| | mostly selfish (but a little sacrificial) | 1% | 2% | 1% | 2% |
| | entirely selfish | * | * | * | — |

* = less than 0.5%; rounds to zero

— = zero (0.0); no cases in this category

n = number of respondents eligible to answer this question

+ = nonresponses of 10% or more on this question (reported percentages for all questions omit nonresponses)

◆ = percentages add to more than 100 because respondents could make more than one response

Q-1. Listed below are pairs of alternative words or phrases that might be used to describe world mission. In each row, (cont.) one (and *only one*) to indicate whether the term on the left, the term on the right, or some combination of both best fits your image of world mission as it is today.

World mission today is, or involves . . . (one in each row):

| | | | | |
|---|-----|-----|-----|-----|
| n. contemptuous of other beliefs . . . respectful of other beliefs | | | | |
| entirely contemptuous of other beliefs | 1% | * | 1% | 1% |
| mostly contemptuous of other beliefs (but a little respectful) . . . | 4% | 4% | 2% | 5% |
| more contemptuous of other beliefs than respectful | 10% | 11% | 9% | 10% |
| equal parts of both | 23% | 23% | 17% | 16% |
| more respectful of other beliefs than contemptuous | 29% | 27% | 29% | 30% |
| mostly respectful of other beliefs (but a little contemptuous) . . . | 23% | 27% | 28% | 28% |
| entirely respectful of other beliefs | 10% | 8% | 14% | 11% |
| o. a special call . . . every Christian's call | | | | |
| entirely a special call | 7% | 4% | 4% | 2% |
| mostly a special call (but a little of every Christian's call) . . . | 12% | 16% | 11% | 14% |
| more a special call than every Christian's call | 22% | 18% | 17% | 19% |
| equal parts of both | 24% | 21% | 24% | 25% |
| more every Christian's call than a special call | 13% | 14% | 15% | 16% |
| mostly every Christian's call (but a little of a special call) . . . | 12% | 15% | 15% | 13% |
| entirely every Christian's call | 10% | 12% | 14% | 10% |
| p. sensitive to other cultures . . . indifferent to other cultures | | | | |
| entirely sensitive to other cultures | 10% | 11% | 18% | 12% |
| mostly sensitive to other cultures (but a little indifferent) | 22% | 28% | 38% | 29% |
| more sensitive to other cultures than indifferent | 34% | 29% | 25% | 29% |
| equal parts of both | 19% | 16% | 9% | 14% |
| more indifferent to other cultures than sensitive | 11% | 11% | 7% | 12% |
| mostly indifferent to other cultures (but a little sensitive) | 3% | 4% | 2% | 4% |
| entirely indifferent to other cultures | 1% | * | 1% | 1% |
| q. serving others . . . being served | | | | |
| entirely serving others | 25% | 22% | 24% | 16% |
| mostly serving others (but a little being served) | 33% | 38% | 41% | 35% |
| more serving others than being served | 26% | 21% | 21% | 25% |
| equal parts of both | 12% | 16% | 12% | 19% |
| more being served than serving others | 2% | 2% | 2% | 4% |
| mostly being served (but a little serving to others) | 1% | 2% | * | 1% |
| entirely being served | * | * | * | * |
| r. controlling . . . enabling | | | | |
| entirely controlling | * | 1% | * | * |
| mostly controlling (but a little enabling) | 2% | 3% | 1% | 2% |
| more controlling than enabling | 8% | 7% | 6% | 11% |
| equal parts of both | 27% | 22% | 14% | 14% |
| more enabling than controlling | 25% | 28% | 24% | 31% |
| mostly enabling (but a little controlling) | 26% | 28% | 38% | 30% |
| entirely enabling | 11% | 11% | 17% | 11% |

* = less than 0.5%; rounds to zero

— = zero (0.0); no cases in this category

n = number of respondents eligible to answer this question

+ = nonresponses of 10% or more on this question (reported percentages for all questions omit nonresponses)

◆ = percentages add to more than 100 because respondents could make more than one response

| | Members | Elders | Pastors | Specialized Clergy |
|---|---------|--------|---------|--------------------|
| Q-2. What percentage of the national-church budget of the Presbyterian Church (U.S.A.) do you believe goes for mission work outside the U.S.? Write the number on the line; if you "don't know," please estimate. | | | | percent |
| | + | + | + | + |
| none | — | — | * | * |
| 1% - 10% | 11% | 10% | 12% | 11% |
| 10% - 14% | 23% | 22% | 19% | 22% |
| 15% - 19% | 10% | 14% | 9% | 11% |
| 20% - 24% | 18% | 16% | 22% | 14% |
| 25% - 29% | 10% | 11% | 9% | 13% |
| 30% - 39% | 14% | 14% | 15% | 17% |
| 40% - 49% | 8% | 6% | 7% | 7% |
| 50% or more | 7% | 9% | 6% | 5% |

Q-3. There are many ways that the church can witness to our faith in Jesus Christ through world mission. What specific activities or tasks should the Presbyterian Church (U.S.A.) support as part of its world mission outreach? Rate each of the following activities as either an "essential," a "very important," a "somewhat important," a "not too important," or a "not at all important" part of the church's world mission.

| | | | | |
|--|-----|-----|-----|-----|
| a. combating hunger and malnutrition | | | | |
| essential | 46% | 48% | 56% | 57% |
| very important | 43% | 43% | 38% | 36% |
| somewhat important | 10% | 8% | 6% | 7% |
| not too important | 1% | 1% | * | 1% |
| not at all important | — | — | — | — |
| b. working for social justice | | | | |
| essential | 16% | 19% | 36% | 47% |
| very important | 46% | 41% | 40% | 36% |
| somewhat important | 30% | 31% | 20% | 16% |
| not too important | 6% | 8% | 4% | 2% |
| not at all important | 2% | 1% | * | — |
| c. combating poverty | | | | |
| essential | 24% | 25% | 39% | 43% |
| very important | 50% | 49% | 44% | 42% |
| somewhat important | 22% | 21% | 15% | 12% |
| not too important | 3% | 4% | 2% | 2% |
| not at all important | 1% | 1% | * | — |
| d. teaching basic literacy (reading & writing) | | | | |
| essential | 31% | 29% | 36% | 38% |
| very important | 49% | 49% | 50% | 48% |
| somewhat important | 19% | 19% | 14% | 12% |
| not too important | 1% | 3% | 1% | 2% |
| not at all important | * | * | — | — |
| e. working for fundamental human rights | | | | |
| essential | 24% | 26% | 34% | 46% |
| very important | 48% | 44% | 43% | 40% |
| somewhat important | 23% | 26% | 20% | 12% |
| not too important | 4% | 5% | 3% | 2% |
| not at all important | 1% | * | * | — |

* = less than 0.5%; rounds to zero

— = zero (0.0); no cases in this category

n = number of respondents eligible to answer this question

+ = nonresponses of 10% or more on this question (reported percentages for all questions omit nonresponses)

◆ = percentages add to more than 100 because respondents could make more than one response

Q-3. There are many ways that the church can witness to our faith in Jesus Christ through world mission. What specific activities or tasks should the Presbyterian Church (U.S.A.) support as part of its world mission outreach? Rate each of the following activities as either an "essential," a "very important," a "somewhat important," a "not too important," or a "not at all important" part of the church's world mission.

| | | | | |
|---|-----|-----|-----|-----|
| f. resolving conflicts between nations | | | | |
| essential | 6% | 5% | 9% | 13% |
| very important | 20% | 20% | 23% | 23% |
| somewhat important | 38% | 34% | 43% | 39% |
| not too important | 24% | 28% | 21% | 20% |
| not at all important | 12% | 13% | 5% | 5% |
| g. resolving conflicts between racial & ethnic groups | | | | |
| essential | 11% | 9% | 15% | 20% |
| very important | 30% | 34% | 44% | 39% |
| somewhat important | 40% | 36% | 31% | 32% |
| not too important | 12% | 15% | 8% | 8% |
| not at all important | 8% | 6% | 1% | 2% |
| h. fighting disease | | | | |
| essential | 30% | 32% | 38% | 34% |
| very important | 48% | 50% | 48% | 45% |
| somewhat important | 19% | 14% | 13% | 19% |
| not too important | 2% | 3% | 1% | 2% |
| not at all important | 1% | 1% | — | * |
| i. providing medical care | | | | |
| essential | 32% | 34% | 42% | 37% |
| very important | 48% | 49% | 48% | 46% |
| somewhat important | 17% | 15% | 10% | 15% |
| not too important | 2% | 2% | 1% | 2% |
| not at all important | 1% | 1% | — | — |
| j. leading people to faith in Jesus Christ | | | | |
| essential | 57% | 62% | 72% | 54% |
| very important | 30% | 28% | 19% | 23% |
| somewhat important | 10% | 9% | 7% | 16% |
| not too important | 2% | 1% | 2% | 7% |
| not at all important | * | * | * | 1% |
| k. providing spiritual guidance | | | | |
| essential | 49% | 51% | 59% | 45% |
| very important | 37% | 37% | 29% | 37% |
| somewhat important | 12% | 10% | 11% | 13% |
| not too important | 2% | 2% | 1% | 4% |
| not at all important | * | — | * | * |
| l. providing advanced education | | | | |
| essential | 10% | 9% | 14% | 15% |
| very important | 28% | 32% | 38% | 36% |
| somewhat important | 42% | 39% | 40% | 37% |
| not too important | 16% | 17% | 8% | 12% |
| not at all important | 5% | 4% | 1% | 1% |

* = less than 0.5%; rounds to zero

— = zero (0.0); no cases in this category

n = number of respondents eligible to answer this question

+ = nonresponses of 10% or more on this question (reported percentages for all questions omit nonresponses)

◆ = percentages add to more than 100 because respondents could make more than one response

Q-3. There are many ways that the church can witness to our faith in Jesus Christ through world mission. What specific activities or tasks should the Presbyterian Church (U.S.A.) support as part of its world mission outreach? Rate each of the following activities as either an "essential," a "very important," a "somewhat important," a "not too important," or a "not at all important" part of the church's world mission.

| | | | | |
|--|-----|-----|-----|-----|
| m. promoting democracy | | | | |
| essential | 6% | 4% | 3% | 3% |
| very important | 23% | 22% | 13% | 12% |
| somewhat important | 42% | 44% | 40% | 41% |
| not too important | 25% | 23% | 34% | 35% |
| not at all important | 5% | 6% | 10% | 9% |
| n. strengthening churches in other countries for their mission and service | | | | |
| essential | 24% | 26% | 50% | 48% |
| very important | 48% | 52% | 40% | 39% |
| somewhat important | 25% | 19% | 10% | 12% |
| not too important | 3% | 2% | * | 2% |
| not at all important | 1% | * | * | * |
| o. helping to equip U.S. congregations for world mission and service | | | | |
| essential | 18% | 18% | 35% | 34% |
| very important | 43% | 48% | 46% | 40% |
| somewhat important | 32% | 29% | 18% | 23% |
| not too important | 6% | 5% | 2% | 2% |
| not at all important | 1% | * | * | 1% |
| p. advocating for the poor and oppressed | | | | |
| essential | 18% | 18% | 32% | 42% |
| very important | 43% | 42% | 43% | 38% |
| somewhat important | 29% | 32% | 20% | 16% |
| not too important | 8% | 7% | 4% | 3% |
| not at all important | 1% | 2% | 1% | 1% |
| q. preserving the natural environment | | | | |
| essential | 14% | 16% | 17% | 23% |
| very important | 33% | 31% | 34% | 37% |
| somewhat important | 34% | 33% | 32% | 30% |
| not too important | 14% | 14% | 14% | 9% |
| not at all important | 5% | 6% | 3% | 1% |
| r. working to change public policy on behalf of the poor and oppressed | | | | |
| essential | 11% | 10% | 21% | 24% |
| very important | 34% | 36% | 35% | 41% |
| somewhat important | 39% | 36% | 31% | 28% |
| not too important | 13% | 14% | 11% | 5% |
| not at all important | 3% | 4% | 2% | 1% |
| s. helping others help themselves | | | | |
| essential | 48% | 50% | 46% | 53% |
| very important | 43% | 43% | 43% | 40% |
| somewhat important | 8% | 6% | 11% | 8% |
| not too important | 1% | 1% | 1% | — |
| not at all important | * | * | — | — |

* = less than 0.5%; rounds to zero

— = zero (0.0); no cases in this category

n = number of respondents eligible to answer this question

+ = nonresponses of 10% or more on this question (reported percentages for all questions omit nonresponses)

◆ = percentages add to more than 100 because respondents could make more than one response

Q-3. There are many ways that the church can witness to our faith in Jesus Christ through world mission. What specific activities or tasks should the Presbyterian Church (U.S.A.) support as part of its world mission outreach? Rate each of the following activities as either an "essential," a "very important," a "somewhat important," a "not too important," or a "not at all important" part of the church's world mission.

| | Members | Elders | Pastors | Specialized Clergy |
|---|---------|--------|---------|--------------------|
| t. training evangelists | | | | |
| essential | 19% | 24% | 40% | 22% |
| very important | 32% | 37% | 33% | 30% |
| somewhat important | 34% | 31% | 19% | 31% |
| not too important | 13% | 8% | 7% | 12% |
| not at all important | 3% | 1% | 1% | 5% |
| u. training church leaders | | | | |
| essential | 24% | 27% | 45% | 36% |
| very important | 40% | 46% | 38% | 39% |
| somewhat important | 28% | 23% | 14% | 20% |
| not too important | 6% | 4% | 2% | 4% |
| not at all important | 1% | * | * | 1% |
| v. resolving conflicts between faith groups | | | | |
| essential | 9% | 8% | 11% | 10% |
| very important | 26% | 24% | 30% | 35% |
| somewhat important | 38% | 43% | 41% | 38% |
| not too important | 21% | 21% | 16% | 14% |
| not at all important | 6% | 4% | 2% | 3% |
| w. helping the poor | | | | |
| essential | 23% | 27% | 37% | 43% |
| very important | 48% | 47% | 47% | 43% |
| somewhat important | 24% | 20% | 14% | 11% |
| not too important | 4% | 4% | 2% | 2% |
| not at all important | 1% | 1% | * | * |
| x. promoting interfaith cooperation/dialogue | | | | |
| essential | 15% | 15% | 15% | 19% |
| very important | 37% | 38% | 31% | 41% |
| somewhat important | 36% | 36% | 37% | 32% |
| not too important | 10% | 9% | 15% | 7% |
| not at all important | 2% | 2% | 3% | 2% |
| y. listening and learning from the experiences of other cultures | | | | |
| essential | 21% | 23% | 31% | 46% |
| very important | 46% | 46% | 38% | 33% |
| somewhat important | 26% | 25% | 24% | 19% |
| not too important | 6% | 5% | 7% | 2% |
| not at all important | 1% | 1% | 1% | * |
| z. seeking to understand how other language and cultural groups interpret the Bible | | | | |
| essential | 16% | 18% | 29% | 38% |
| very important | 42% | 42% | 42% | 38% |
| somewhat important | 31% | 32% | 23% | 20% |
| not too important | 10% | 7% | 5% | 4% |
| not at all important | 1% | 1% | 1% | 1% |

* = less than 0.5%; rounds to zero

— = zero (0.0); no cases in this category

n = number of respondents eligible to answer this question

+ = nonresponses of 10% or more on this question (reported percentages for all questions omit nonresponses)

◆ = percentages add to more than 100 because respondents could make more than one response

Q-3. (cont.) There are many ways that the church can witness to our faith in Jesus Christ through world mission. What specific activities or tasks should the Presbyterian Church (U.S.A.) support as part of its world mission outreach? Rate each of the following activities as either an "essential," a "very important," a "somewhat important," a "not too important," or a "not at all important" part of the church's world mission.

| | | | | |
|--|-----|-----|-----|-----|
| aa. receiving the gifts of Christian colleagues in other lands | | | | |
| essential | 7% | 9% | 30% | 31% |
| very important | 29% | 33% | 40% | 38% |
| somewhat important | 39% | 39% | 23% | 22% |
| not too important | 19% | 14% | 6% | 7% |
| not at all important | 6% | 5% | 1% | 2% |
| bb. providing opportunities to experience the transforming witness of the poor | | | | |
| essential | 8% | 10% | 26% | 27% |
| very important | 35% | 32% | 38% | 40% |
| somewhat important | 37% | 42% | 26% | 26% |
| not too important | 16% | 13% | 8% | 6% |
| not at all important | 4% | 2% | 1% | 2% |
| cc. other (specify): _____ | | | | |
| essential | 3% | 2% | 7% | 7% |
| very important | 2% | 1% | 1% | 1% |
| somewhat important | 1% | * | 1% | 1% |
| not too important | * | * | * | * |
| not at all important | — | 1% | * | * |

Q-4. Which need would you want the Presbyterian Church (U.S.A.) to make its *most important (#1) world mission priority*? Refer to the list in Q-3, and write the letter corresponding to your choice here: _____

| | | | | |
|--|-----|-----|-----|-----|
| a. combating hunger and malnutrition | 20% | 24% | 11% | 12% |
| b. working for social justice | 2% | 3% | 4% | 8% |
| c. combating poverty | 2% | 1% | 1% | 1% |
| d. teaching basic literacy (reading and writing) | 3% | 3% | 1% | 2% |
| e. working for fundamental human rights | 3% | 5% | 3% | 6% |
| f. resolving conflicts between nations | * | * | * | * |
| g. resolving conflicts between racial & ethnic groups | 1% | * | * | 1% |
| h. fighting disease | 1% | 1% | * | * |
| i. providing medical care | 1% | 2% | 2% | * |
| j. leading people to faith in Jesus Christ | 39% | 42% | 49% | 32% |
| k. providing spiritual guidance | 2% | 1% | 1% | 2% |
| l. providing advanced education | * | 1% | * | 1% |
| m. promoting democracy | — | * | * | — |
| n. strengthening churches in other countries for their mission and service | 5% | 3% | 10% | 17% |
| o. helping to equip U.S. congregations for world mission and service | 1% | 1% | 4% | 2% |
| p. advocating for the poor and oppressed | 1% | * | 1% | 1% |

* = less than 0.5%; rounds to zero

— = zero (0.0); no cases in this category

n = number of respondents eligible to answer this question

+ = nonresponses of 10% or more on this question (reported percentages for all questions omit nonresponses)

◆ = percentages add to more than 100 because respondents could make more than one response

Q-4. Which need would you want the Presbyterian Church (U.S.A.) to make its *most important (#1) world mission priority*? Refer to the list in Q-3, and write the letter corresponding to your choice here: _____

| | Members | Elders | Pastors | Specialized Clergy |
|--|---------|--------|---------|--------------------|
| q. preserving the natural environment * | | 1% | * | 1% |
| r. working to change public policy on behalf of the poor and oppressed — | | 1% | 1% | 1% |
| s. helping others help themselves 13% | | 10% | 4% | 3% |
| t. training evangelists * | | — | 1% | — |
| u. training church leaders 1% | | 1% | 1% | 1% |
| v. resolving conflicts between faith groups 1% | | * | * | * |
| w. helping the poor * | | * | 1% | 1% |
| x. promoting interfaith cooperation/dialogue 1% | | 1% | * | * |
| y. listening and learning from the experiences of other cultures 1% | | 1% | 1% | 3% |
| z. seeking to understand how other language and cultural groups interpret the Bible * | | * | * | * |
| aa. receiving the gifts of Christian colleagues in other lands — | | — | * | 1% |
| bb. providing opportunities to experience the transforming witness of the poor * | | * | * | 1% |
| cc. other (specify): _____ 1% | | — | 1% | 2% |

Q-5-7. Which need from Q-3 would you want to have as the #2, #3, and #4 priority (respectively) of Presbyterian world mission? _____ [combined responses]

| | ◆ | ◆ | ◆ | ◆ |
|---|-----|-----|-----|-----|
| a. combating hunger and malnutrition 32% | 32% | 31% | 28% | 27% |
| b. working for social justice 7% | 7% | 7% | 13% | 20% |
| c. combating poverty 14% | 14% | 14% | 12% | 14% |
| d. teaching basic literacy (reading and writing) 27% | 27% | 22% | 11% | 14% |
| e. working for fundamental human rights 15% | 15% | 14% | 13% | 17% |
| f. resolving conflicts between nations 2% | 2% | 2% | * | 1% |
| g. resolving conflicts between racial & ethnic groups 5% | 5% | 3% | 2% | 3% |
| h. fighting disease 13% | 13% | 15% | 7% | 8% |
| i. providing medical care 28% | 28% | 26% | 22% | 16% |
| j. leading people to faith in Jesus Christ 20% | 20% | 20% | 18% | 15% |
| k. providing spiritual guidance 25% | 25% | 24% | 19% | 14% |
| l. providing advanced education 4% | 4% | 3% | 2% | 5% |
| m. promoting democracy 1% | 1% | 1% | * | 1% |
| n. strengthening churches in other countries for their mission and service 15% | 15% | 19% | 28% | 22% |
| o. helping to equip U.S. congregations for world mission and service 9% | 9% | 8% | 20% | 20% |
| p. advocating for the poor and oppressed 4% | 4% | 4% | 5% | 10% |
| q. preserving the natural environment 5% | 5% | 5% | 3% | 6% |
| r. working to change public policy on behalf of the poor and oppressed 3% | 3% | 2% | 6% | 5% |
| s. helping others help themselves 31% | 31% | 33% | 18% | 20% |
| t. training evangelists 8% | 8% | 9% | 16% | 8% |

* = less than 0.5%; rounds to zero
 — = zero (0.0); no cases in this category
 n = number of respondents eligible to answer this question
 + = nonresponses of 10% or more on this question (reported percentages for all questions omit nonresponses)
 ◆ = percentages add to more than 100 because respondents could make more than one response

Specialized Clergy

Members Elders Pastors

Q-5-7. Which need from Q-3 would you want to have as the #2, #3, and #4 priority (respectively) of Presbyterian world mission? _____

| | Members | Elders | Pastors | Specialized Clergy |
|---|---------|--------|---------|--------------------|
| u. training church leaders..... | 10% | 12% | 20% | 18% |
| v. resolving conflicts between faith groups | 2% | 2% | 4% | 2% |
| w. helping the poor | 4% | 6% | 3% | 4% |
| x. promoting interfaith cooperation/dialogue | 5% | 6% | 3% | 5% |
| y. listening and learning from the experiences of other cultures | 5% | 5% | 7% | 12% |
| z. seeking to understand how other language and cultural groups interpret the Bible | 3% | 2% | 4% | 5% |
| aa. receiving the gifts of Christian colleagues in other lands | — | 1% | 4% | 4% |
| bb. providing opportunities to experience the transforming witness of the poor | 1% | 1% | 4% | 4% |
| cc. other (specify): _____ | 1% | 1% | 2% | 2% |

Involvement in Global Mission

Q-8. In the last 2 years, has your congregation (✓ the □ for all that apply):

| | Members | Elders | Pastors | Specialized Clergy |
|--|---------|--------|---------|--------------------|
| a. had one or more sermons on world mission? | 82% | 82% | 84% | 73% |
| b. had world mission as a special theme or topic for a Sunday worship service? | 72% | 70% | 65% | 60% |
| c. had a current or former world mission worker to speak or preach? | 74% | 76% | 72% | 63% |
| d. had a church school class or other group that made a special study of world mission? | 38% | 41% | 43% | 41% |
| e. hosted a colleague in ministry from outside the U.S. for 3 or more weeks (e.g., through "Mission to the USA" or another program)? | 21% | 18% | 11% | 13% |
| f. had a regular or ongoing committee concerned with world mission? | 55% | 63% | 60% | 45% |
| g. had a group of members travel to a site outside the U.S. for brief mission learning or service? | 43% | 44% | 36% | 42% |
| h. had one or more individual members travel to a site outside the U.S. for brief mission learning or service? | 53% | 54% | 54% | 51% |
| i. been involved in mission through the presbytery's international partnership? | 27% | 25% | 32% | 32% |
| j. had a continuing church-to-church relationship with a congregation outside the U.S.? | 25% | 25% | 20% | 20% |
| k. helped with refugee resettlement in your community? | 17% | 20% | 17% | 21% |
| l. ministered to immigrant groups in your community? | 18% | 19% | 20% | 26% |
| m. sponsored a program to teach English as a Second Language (ESL) for your community? | 11% | 10% | 12% | 8% |
| n. ministered to international students in the U.S.? | 19% | 21% | 24% | 25% |
| o. ministered to migrants workers in the U.S.? | 7% | 9% | 12% | 14% |
| p. advocated public policy on global or international issues? | 8% | 10% | 15% | 21% |
| q. received regular correspondence from a world mission worker? .. | 49% | 54% | 58% | 45% |
| r. given financial support to a specific person serving in world mission? | 61% | 65% | 63% | 51% |
| s. prayed for and/or corresponded with a person serving in world mission? | 60% | 65% | 66% | 57% |
| t. used the <i>Mission Yearbook for Prayer and Study</i> in congregational worship or prayer life? | 33% | 43% | 65% | 55% |

* = less than 0.5%; rounds to zero

— = zero (0.0); no cases in this category

n = number of respondents eligible to answer this question

+ = nonresponses of 10% or more on this question (reported percentages for all questions omit nonresponses)

◆ = percentages add to more than 100 because respondents could make more than one response

Specialized Clergy

Members Elders Pastors

Q-9. Over the last 5 years, has your church's involvement in world mission (as indicated by the activities in Q-8) ...

| | | | | |
|------------------------|-----|-----|-----|-----|
| increased? | 30% | 41% | 52% | 30% |
| decreased? | 5% | 6% | 5% | 7% |
| stayed about the same? | 41% | 45% | 39% | 46% |
| don't know | 23% | 8% | 4% | 16% |

Q-10. In general, does your church regularly include world mission concerns in its worship and educational programs?

| | | | | |
|----------------|-----|-----|-----|-----|
| yes, always | 15% | 18% | 18% | 12% |
| yes, usually | 36% | 32% | 32% | 26% |
| yes, sometimes | 36% | 36% | 35% | 43% |
| yes, rarely | 12% | 13% | 13% | 17% |
| no, never | 2% | 1% | 1% | 3% |

Q-11. In the last 5 years, has anyone from your church (including you) served as a mission worker outside the U.S.?

| | | | | |
|------------|-----|-----|-----|-----|
| no | 34% | 39% | 57% | 48% |
| yes | 42% | 48% | 39% | 34% |
| don't know | 24% | 13% | 4% | 18% |

Q11a. If yes, how many? (Write the total on the line.) _____

| | | | | |
|--|-------|-------|-------|-------|
| | n=220 | n=296 | n=278 | n=102 |
| | + | | | |
| one member served as mission worker | 23% | 20% | 23% | 29% |
| 2 - 3 members served as mission workers | 32% | 28% | 28% | 29% |
| 4 - 5 members served as mission workers | 12% | 11% | 12% | 15% |
| 6 - 10 members served as mission workers | 13% | 13% | 9% | 15% |
| 11 - 20 members served as mission workers | 10% | 11% | 11% | 6% |
| 21 or more members served as mission workers | 11% | 17% | 18% | 7% |

Note: In this box, [n_i] refers to the total number of mission workers listed in response to Q11a; [n_j] refers to the total number of panelists in each sample who reported one or more mission workers from their congregations.

Of these ... [n_i = 187] [n_i = 268] [n_i = 278] [n_i = 102]
[n_j = 2,293] [n_j = 4,770] [n_j = 4,494] [n_j = 558]

Q11b. How many are (were) on assignment for:

| | | | | |
|-------------------------|-----|-----|-----|-----|
| 3 months or less? | 63% | 85% | 79% | 54% |
| 4 - 12 months? | 2% | 1% | 5% | 12% |
| more than a year? | 6% | 4% | 8% | 11% |
| don't know/not reported | 21% | 10% | 8% | 23% |

Q11c. How many served(d):

| | | | | |
|--|-----|-----|-----|-----|
| through the Worldwide Ministries Division | | | | |
| Of the PCUSA? | 3% | 4% | 20% | 14% |
| through other denominations or independent | | | | |
| mission agencies | 4% | 7% | 26% | 25% |
| through direct arrangements made by your church? | 28% | 57% | 48% | 33% |
| don't know/not reported | 65% | 32% | 6% | 28% |

* = less than 0.5%; rounds to zero

— = zero (0.0); no cases in this category

n = number of respondents eligible to answer this question

+ = nonresponses of 10% or more on this question (reported percentages for all questions omit nonresponses)

◆ = percentages add to more than 100 because respondents could make more than one response

PCUSA Mission Programs

Q-12. How familiar are you with each of the following agencies and programs concerned with world mission?

Official Presbyterian Church (U.S.A.) Programs:

a. Commitment to Share the Good News

| | | | | |
|------------------------------|-----|-----|-----|-----|
| very familiar | 1% | 1% | 5% | 2% |
| generally familiar | 5% | 4% | 9% | 6% |
| somewhat familiar | 9% | 8% | 14% | 12% |
| only a little familiar | 13% | 14% | 20% | 17% |
| not at all familiar | 73% | 73% | 52% | 63% |

b. International Peacemakers

| | | | | |
|------------------------------|-----|-----|-----|-----|
| very familiar | * | 2% | 7% | 9% |
| generally familiar | 4% | 6% | 15% | 14% |
| somewhat familiar | 9% | 13% | 17% | 19% |
| only a little familiar | 19% | 20% | 27% | 22% |
| not at all familiar | 67% | 60% | 33% | 35% |

c. International Travel/Study Seminars

| | | | | |
|------------------------------|-----|-----|-----|-----|
| very familiar | 2% | 1% | 9% | 11% |
| generally familiar | 2% | 5% | 24% | 21% |
| somewhat familiar | 9% | 12% | 27% | 26% |
| only a little familiar | 18% | 20% | 23% | 21% |
| not at all familiar | 69% | 62% | 16% | 21% |

d. International Mission Trips

| | | | | |
|------------------------------|-----|-----|-----|-----|
| very familiar | 2% | 2% | 9% | 10% |
| generally familiar | 6% | 9% | 25% | 22% |
| somewhat familiar | 15% | 15% | 28% | 31% |
| only a little familiar | 18% | 26% | 23% | 17% |
| not at all familiar | 59% | 48% | 14% | 20% |

e. Mission to the USA

| | | | | |
|------------------------------|-----|-----|-----|-----|
| very familiar | 2% | 1% | 7% | 7% |
| generally familiar | 4% | 8% | 16% | 12% |
| somewhat familiar | 13% | 13% | 23% | 21% |
| only a little familiar | 15% | 19% | 20% | 18% |
| not at all familiar | 66% | 59% | 33% | 41% |

f. Mission Connections Program (formerly the Missionary Correspondence Program)

| | | | | |
|------------------------------|-----|-----|-----|-----|
| very familiar | 1% | 1% | 6% | 5% |
| generally familiar | 1% | 2% | 11% | 10% |
| somewhat familiar | 5% | 7% | 19% | 13% |
| only a little familiar | 14% | 15% | 21% | 17% |
| not at all familiar | 79% | 76% | 43% | 55% |

g. Mission Volunteers

| | | | | |
|------------------------------|-----|-----|-----|-----|
| very familiar | 4% | 3% | 18% | 18% |
| generally familiar | 6% | 6% | 34% | 30% |
| somewhat familiar | 11% | 13% | 26% | 23% |
| only a little familiar | 17% | 21% | 13% | 15% |
| not at all familiar | 62% | 57% | 10% | 15% |

* = less than 0.5%; rounds to zero

— = zero (0.0); no cases in this category

n = number of respondents eligible to answer this question

+ = nonresponses of 10% or more on this question (reported percentages for all questions omit nonresponses)

◆ = percentages add to more than 100 because respondents could make more than one response

| | | Members | Elders | Pastors | Specialized Clergy |
|--|---|---------|--------|---------|--------------------|
| Q-12. How familiar are you with each of the following agencies and programs concerned with world mission? (cont.) | | | | | |
| h. | Personal Interest Program | + | | | |
| | very familiar | 2% | 1% | 10% | 9% |
| | generally familiar | 3% | 3% | 14% | 13% |
| | somewhat familiar | 7% | 6% | 14% | 12% |
| | only a little familiar | 13% | 12% | 16% | 14% |
| | not at all familiar | 75% | 78% | 47% | 52% |
| i. | Presbyterian Disaster Assistance (formerly Presbyterian World Service) | + | | | |
| | very familiar | 6% | 6% | 37% | 29% |
| | generally familiar | 13% | 20% | 41% | 40% |
| | somewhat familiar | 22% | 22% | 15% | 18% |
| | only a little familiar | 19% | 22% | 4% | 6% |
| | not at all familiar | 40% | 30% | 3% | 7% |
| j. | Presbyterian Hunger Program | | | | |
| | very familiar | 9% | 10% | 44% | 38% |
| | generally familiar | 15% | 20% | 36% | 30% |
| | somewhat familiar | 22% | 23% | 12% | 19% |
| | only a little familiar | 20% | 18% | 4% | 7% |
| | not at all familiar | 34% | 29% | 3% | 6% |
| k. | Presbytery International Partnership Program | + | | | |
| | very familiar | 1% | 1% | 10% | 10% |
| | generally familiar | 4% | 4% | 17% | 13% |
| | somewhat familiar | 7% | 9% | 21% | 22% |
| | only a little familiar | 15% | 17% | 24% | 15% |
| | not at all familiar | 72% | 69% | 29% | 40% |
| l. | Self Development of People | | | | |
| | very familiar | 2% | 3% | 32% | 34% |
| | generally familiar | 6% | 7% | 31% | 26% |
| | somewhat familiar | 9% | 8% | 20% | 17% |
| | only a little familiar | 13% | 16% | 10% | 10% |
| | not at all familiar | 70% | 66% | 7% | 13% |
| m. | Year with Africa | + | | | |
| | very familiar | 3% | 4% | 23% | 16% |
| | generally familiar | 3% | 6% | 31% | 22% |
| | somewhat familiar | 5% | 6% | 22% | 20% |
| | only a little familiar | 12% | 14% | 13% | 14% |
| | not at all familiar | 77% | 70% | 10% | 26% |
| n. | Year with Latin Americans | + | | | |
| | very familiar | 3% | 4% | 23% | 18% |
| | generally familiar | 3% | 6% | 32% | 22% |
| | somewhat familiar | 5% | 7% | 21% | 19% |
| | only a little familiar | 12% | 14% | 15% | 16% |
| | not at all familiar | 77% | 70% | 9% | 25% |

* = less than 0.5%; rounds to zero

— = zero (0.0); no cases in this category

n = number of respondents eligible to answer this question

+ = nonresponses of 10% or more on this question (reported percentages for all questions omit nonresponses)

◆ = percentages add to more than 100 because respondents could make more than one response

Q-12. How familiar are you with each of the following agencies and programs concerned with world mission?
(cont.)

Validated Mission Support Groups in Covenant with the General Assembly Council of the PCUSA:

| | Members | Elders | Pastors | Specialized Clergy |
|--|---------|--------|---------|--------------------|
| o. Medical Benevolence Foundation | + | | | |
| very familiar | 5% | 7% | 31% | 11% |
| generally familiar | 4% | 10% | 30% | 22% |
| somewhat familiar | 10% | 11% | 21% | 16% |
| only a little familiar | 12% | 12% | 10% | 15% |
| not at all familiar | 70% | 60% | 8% | 35% |
| p. The Outreach Foundation | + | | | |
| very familiar | 3% | 3% | 24% | 10% |
| generally familiar | 6% | 10% | 29% | 20% |
| somewhat familiar | 12% | 14% | 22% | 14% |
| only a little familiar | 16% | 15% | 12% | 16% |
| not at all familiar | 63% | 59% | 13% | 41% |
| q. Presbyterian Frontier Fellowship | + | | | |
| very familiar | 1% | 3% | 16% | 9% |
| generally familiar | 3% | 3% | 16% | 13% |
| somewhat familiar | 7% | 8% | 18% | 15% |
| only a little familiar | 9% | 11% | 20% | 16% |
| not at all familiar | 80% | 74% | 30% | 47% |
| Other (non-PCUSA) Programs: | | | | |
| r. World Vision | + | | | |
| very familiar | 10% | 11% | 25% | 14% |
| generally familiar | 14% | 13% | 29% | 23% |
| somewhat familiar | 16% | 18% | 19% | 28% |
| only a little familiar | 15% | 14% | 17% | 17% |
| not at all familiar | 45% | 43% | 10% | 18% |
| s. Wycliffe | + | | | |
| very familiar | 8% | 10% | 21% | 11% |
| generally familiar | 11% | 10% | 24% | 21% |
| somewhat familiar | 8% | 11% | 20% | 22% |
| only a little familiar | 12% | 13% | 19% | 22% |
| not at all familiar | 61% | 55% | 16% | 24% |
| t. Youth With a Mission (YWAM) | + | | | |
| very familiar | 4% | 5% | 10% | 6% |
| generally familiar | 6% | 5% | 15% | 11% |
| somewhat familiar | 7% | 7% | 13% | 12% |
| only a little familiar | 12% | 16% | 19% | 15% |
| not at all familiar | 71% | 67% | 43% | 56% |
| u. Witness for Peace | + | | | |
| very familiar | 1% | 1% | 6% | 10% |
| generally familiar | 3% | 5% | 10% | 10% |
| somewhat familiar | 7% | 7% | 15% | 15% |
| only a little familiar | 12% | 15% | 20% | 20% |
| not at all familiar | 77% | 72% | 48% | 46% |

* = less than 0.5%; rounds to zero

— = zero (0.0); no cases in this category

n = number of respondents eligible to answer this question

+ = nonresponses of 10% or more on this question (reported percentages for all questions omit nonresponses)

◆ = percentages add to more than 100 because respondents could make more than one response

| | Members | Elders | Pastors | Specialized Clergy |
|--|---------|--------|---------|--------------------|
| Q-12. How familiar are you with each of the following agencies and programs concerned with world mission? (cont.) | | | | |
| v. Habitat for Humanity | | | | |
| very familiar | 47% | 54% | 71% | 61% |
| generally familiar | 30% | 29% | 24% | 29% |
| somewhat familiar | 12% | 10% | 4% | 7% |
| only a little familiar | 5% | 4% | 1% | 2% |
| not at all familiar | 6% | 3% | * | 2% |
| w. Frontiers | | | | |
| | + | | | |
| very familiar | 1% | 3% | 6% | 3% |
| generally familiar | 2% | 3% | 6% | 4% |
| somewhat familiar | 4% | 6% | 12% | 10% |
| only a little familiar | 10% | 12% | 18% | 14% |
| not at all familiar | 82% | 76% | 58% | 69% |

Q-13. Other than Shared Mission Support and the One Great Hour of Sharing Offering, has your congregation contributed *directly* to any of the specific programs listed in Q-12 during the past 2 years?

| | | | | |
|------------|-----|-----|-----|-----|
| no | 9% | 14% | 26% | 27% |
| yes | 34% | 48% | 68% | 36% |
| don't know | 56% | 38% | 7% | 37% |

Q-13a. [If "yes,"] Write the letter of each program supported (from Q-12) on the line below:

| | n=175 | n=296 | n=471 | n=105 |
|---|-------|-------|-------|-------|
| Official Presbyterian Church (U.S.A.) Programs: | | | | |
| a. Commitment to Share the Good News | — | 1% | 1% | 1% |
| b. International Peacemakers | 3% | 7% | 4% | 8% |
| c. International Travel/Study Seminars | 3% | 1% | 3% | 11% |
| d. International Mission Trips | 6% | 9% | 4% | 10% |
| e. Mission to the USA | 3% | 2% | 1% | 3% |
| f. Mission Connections Program (formerly the Missionary Correspondence Program) | — | * | 1% | 2% |
| g. Mission Volunteers | 9% | 6% | 7% | 9% |
| h. Personal Interest Program | 1% | 1% | 6% | 5% |
| i. Presbyterian Disaster Assistance (formerly Presbyterian World Service) | 21% | 20% | 37% | 31% |
| j. Presbyterian Hunger Program | 25% | 26% | 37% | 43% |
| k. Presbytery International Partnership Program | 3% | 4% | 4% | 3% |
| l. Self Development of People | 9% | 7% | 13% | 20% |
| m. Year with Africa | 5% | 5% | 9% | 7% |
| n. Year with Latin Americans | 5% | 3% | 7% | 6% |
| Validated Mission Support Groups in Covenant with the General Assembly Council of the PCUSA: | | | | |
| o. Medical Benevolence Foundation | 15% | 20% | 30% | 12% |
| p. The Outreach Foundation | 6% | 7% | 16% | 7% |
| q. Presbyterian Frontier Fellowship | 6% | 5% | 11% | 4% |

* = less than 0.5%; rounds to zero

— = zero (0.0); no cases in this category

n = number of respondents eligible to answer this question

+ = nonresponses of 10% or more on this question (reported percentages for all questions omit nonresponses)

◆ = percentages add to more than 100 because respondents could make more than one response

Members Elders Pastors **Specialized Clergy**

Q-13. Other than Shared Mission Support and the One Great Hour of Sharing Offering, has your congregation (cont.) contributed *directly* to any of the specific programs listed in Q-12 during the past 2 years?

Q-13a. [If "yes,"] Write the letter of each program supported (from Q-12) on the line below:

| | n=175 | n=296 | n=471 | n=105 |
|--------------------------------------|-------|-------|-------|-------|
| Other (non-PCUSA) Programs: | ◆ | ◆ | ◆ | ◆ |
| r. World Vision | 16% | 14% | 20% | 8% |
| s. Wycliffe | 14% | 16% | 19% | 8% |
| t. Youth With a Mission (YWAM) | 6% | 8% | 4% | 4% |
| u. Witness for Peace | 2% | 1% | 2% | 5% |
| v. Habitat for Humanity | 72% | 76% | 70% | 74% |
| w. Frontiers | 1% | 4% | 4% | 2% |

Q-14. Has your congregation contributed *directly* to any other mission workers or programs (other than those listed in Q-12) during the past 2 years?

| | | | | |
|------------------|-----|-----|-----|-----|
| no | 9% | 15% | 37% | 26% |
| yes | 30% | 39% | 54% | 32% |
| don't know | 61% | 46% | 9% | 42% |

Q-14a. [If "yes,"] Briefly describe:

[not tabulated]

Q-15. Have you or has anyone in your household directly supported a mission worker or program in the last 2 years?

| | | | | |
|-----------|-----|-----|-----|-----|
| no | 71% | 67% | 62% | 64% |
| yes | 29% | 33% | 38% | 36% |

Q-15a. [If "yes,"] Which one(s)? (specify):

[not tabulated]

Q-16. In the last 2 years, have you attended a seminar, conference, worship service or other church-related or church-sponsored meeting at which a person in world mission service was the primary speaker?

| | | | | |
|-----------|-----|-----|-----|-----|
| no | 55% | 44% | 28% | 38% |
| yes | 45% | 56% | 72% | 62% |

Q-17. Do you personally know one or more persons who are (or have been) in mission service outside the U.S.?

| | | | | |
|-----------|-----|-----|-----|-----|
| no | 30% | 27% | 6% | 8% |
| yes | 70% | 73% | 94% | 92% |

Q-18. Have you personally ever served in mission outside the U.S.?

| | | | | |
|-----------|-----|-----|-----|-----|
| no | 95% | 92% | 72% | 76% |
| yes | 5% | 8% | 28% | 24% |

* = less than 0.5%; rounds to zero

— = zero (0.0); no cases in this category

n = number of respondents eligible to answer this question

+ = nonresponses of 10% or more on this question (reported percentages for all questions omit nonresponses)

◆ = percentages add to more than 100 because respondents could make more than one response

| | Members | Elders | Pastors | Specialized Clergy |
|--|---------|--------|---------|--------------------|
| Q-18. Have you personally ever served in mission outside the U.S.? (cont.) | n=26 | n=47 | n=191 | n=76 |
| Q18a. [If "yes,"] In what capacity? Were you . . . | | | | |
| paid? | 8% | 8% | 16% | 28% |
| a volunteer? | 88% | 92% | 82% | 67% |
| [both] | 4% | — | 2% | 6% |
| short term? (3 months or less) | 75% | 96% | 84% | 67% |
| longer term? (more than 3 months) | 21% | 4% | 15% | 30% |
| [both] | 4% | — | 1% | 3% |
| Q-18b. Describe briefly what you did: [not tabulated] | | | | |
| Q-19. How interested are you in becoming more personally involved in world mission (e.g., through correspondence, financial gifts, mission trips or exchanges, etc.)? | | | | |
| extremely interested | 5% | 7% | 27% | 16% |
| generally interested | 18% | 22% | 35% | 24% |
| somewhat interested | 30% | 34% | 26% | 34% |
| not very interested | 30% | 25% | 10% | 20% |
| not at all interested | 18% | 12% | 2% | 6% |
| Q-20. How important is it for the Presbyterian Church (U.S.A.) through its Worldwide Ministries Division to provide each of the following mission-related services or programs for our congregations and presbyteries? | | | | |
| a. opportunities for mission trips to other countries | | | | |
| essential | 7% | 14% | 30% | 21% |
| very important | 38% | 39% | 49% | 48% |
| somewhat important | 45% | 39% | 18% | 27% |
| not too important | 9% | 8% | 3% | 3% |
| not at all important | 1% | 1% | — | 2% |
| b. briefings about the church in other countries | | | | |
| essential | 10% | 11% | 22% | 20% |
| very important | 44% | 46% | 54% | 54% |
| somewhat important | 37% | 36% | 22% | 22% |
| not too important | 8% | 6% | 2% | 3% |
| not at all important | 2% | 1% | * | 1% |
| c. briefings about ways to spend mission dollars | | | | |
| essential | 13% | 14% | 20% | 16% |
| very important | 48% | 42% | 50% | 47% |
| somewhat important | 32% | 35% | 25% | 32% |
| not too important | 4% | 8% | 4% | 4% |
| not at all important | 3% | 1% | 1% | 1% |
| d. personal contacts with PCUSA mission personnel | | | | |
| essential | 8% | 12% | 43% | 30% |
| very important | 36% | 36% | 39% | 48% |
| somewhat important | 43% | 41% | 15% | 17% |
| not too important | 10% | 11% | 2% | 5% |
| not at all important | 3% | 1% | 1% | — |

* = less than 0.5%; rounds to zero

— = zero (0.0); no cases in this category

n = number of respondents eligible to answer this question

+ = nonresponses of 10% or more on this question (reported percentages for all questions omit nonresponses)

◆ = percentages add to more than 100 because respondents could make more than one response

| | Members | Elders | Pastors | Specialized Clergy |
|--|---------|--------|---------|--------------------|
| Q-20. How important is it for the Presbyterian Church (U.S.A.) through its Worldwide Ministries Division to provide each of the following mission-related services or programs for our congregations and presbyteries? | | | | |
| (cont.) | | | | |
| e. mission education resources, including theology | | | | |
| essential | 8% | 8% | 21% | 21% |
| very important | 37% | 36% | 44% | 45% |
| somewhat important | 41% | 44% | 28% | 26% |
| not too important | 11% | 11% | 6% | 7% |
| not at all important | 2% | 1% | 1% | 1% |
| f. a global mission magazine | | | | |
| essential | 3% | 3% | 9% | 8% |
| very important | 14% | 18% | 28% | 25% |
| somewhat important | 48% | 44% | 38% | 43% |
| not too important | 28% | 29% | 22% | 20% |
| not at all important | 7% | 6% | 4% | 4% |
| g. reports about the impact of PCUSA mission around the world | | | | |
| essential | 10% | 11% | 32% | 25% |
| very important | 36% | 41% | 45% | 47% |
| somewhat important | 42% | 38% | 19% | 23% |
| not too important | 8% | 9% | 3% | 4% |
| not at all important | 3% | 1% | * | 1% |
| h. assessment and placement of mission personnel | | | | |
| essential | 9% | 12% | 28% | 24% |
| very important | 38% | 38% | 39% | 39% |
| somewhat important | 40% | 36% | 22% | 27% |
| not too important | 10% | 11% | 9% | 9% |
| not at all important | 3% | 2% | 2% | 1% |
| i. promotion of opportunities to serve internationally | | | | |
| essential | 10% | 11% | 31% | 26% |
| very important | 38% | 42% | 46% | 46% |
| somewhat important | 40% | 37% | 20% | 25% |
| not too important | 8% | 9% | 2% | 4% |
| not at all important | 3% | 2% | * | — |
| j. people-to-people exchanges | | | | |
| essential | 11% | 11% | 27% | 30% |
| very important | 38% | 43% | 46% | 45% |
| somewhat important | 42% | 38% | 22% | 22% |
| not too important | 6% | 8% | 4% | 3% |
| not at all important | 3% | 1% | 1% | * |

* = less than 0.5%; rounds to zero

— = zero (0.0); no cases in this category

n = number of respondents eligible to answer this question

+ = nonresponses of 10% or more on this question (reported percentages for all questions omit nonresponses)

◆ = percentages add to more than 100 because respondents could make more than one response

| | Members | Elders | Pastors | Specialized Clergy |
|--|---------|--------|---------|--------------------|
| Q-21. To what extent do you think each of the trends listed below will affect world mission in the 21 st Century? | | | | |
| a. nationalism and conflict based on religion and ethnicity | | | | |
| very great extent | 27% | 27% | 38% | 42% |
| great extent | 41% | 45% | 46% | 44% |
| moderate extent | 26% | 25% | 13% | 13% |
| a little | 5% | 3% | 2% | 1% |
| not at all | 1% | — | * | * |
| b. the growing racial-ethnic diversity of the U.S. population | | | | |
| very great extent | 15% | 12% | 17% | 19% |
| great extent | 39% | 42% | 38% | 41% |
| moderate extent | 34% | 34% | 35% | 32% |
| a little | 9% | 11% | 8% | 8% |
| not at all | 2% | 2% | 2% | 1% |
| c. the dramatic growth of the church in developing countries (e.g., Cuba, Sudan, Ethiopia, and China) | | | | |
| very great extent | 14% | 16% | 33% | 29% |
| great extent | 46% | 52% | 50% | 50% |
| moderate extent | 34% | 29% | 16% | 20% |
| a little | 5% | 2% | 1% | 2% |
| not at all | 1% | * | * | — |
| d. the spread of Islam (Muslim faith) | | | | |
| very great extent | 22% | 23% | 35% | 34% |
| great extent | 30% | 33% | 42% | 40% |
| moderate extent | 31% | 34% | 19% | 22% |
| a little | 13% | 8% | 3% | 4% |
| not at all | 3% | 2% | 1% | * |
| e. the widening gap in wealth between rich and poor countries | | | | |
| very great extent | 20% | 21% | 32% | 42% |
| great extent | 38% | 38% | 42% | 35% |
| moderate extent | 32% | 33% | 21% | 20% |
| a little | 9% | 7% | 4% | 3% |
| not at all | 2% | 2% | 1% | * |
| f. the widening gap between rich and poor in the U.S. | | | | |
| very great extent | 18% | 16% | 23% | 33% |
| great extent | 34% | 30% | 34% | 31% |
| moderate extent | 35% | 38% | 31% | 26% |
| a little | 9% | 11% | 9% | 9% |
| not at all | 4% | 4% | 2% | 1% |
| g. environmental concerns (e.g., global warming, habitat destruction, pollution) | | | | |
| very great extent | 13% | 11% | 12% | 17% |
| great extent | 26% | 25% | 28% | 27% |
| moderate extent | 36% | 38% | 36% | 40% |
| a little | 17% | 18% | 19% | 12% |
| not at all | 8% | 8% | 6% | 3% |

* = less than 0.5%; rounds to zero

— = zero (0.0); no cases in this category

n = number of respondents eligible to answer this question

+ = nonresponses of 10% or more on this question (reported percentages for all questions omit nonresponses)

◆ = percentages add to more than 100 because respondents could make more than one response

| | Members | Elders | Pastors | Specialized Clergy |
|---|---------|--------|---------|--------------------|
| Q-21. To what extent do you think each of the trends listed below will affect world mission in the 21 st Century? (cont.) | | | | |
| h. the growing Pentecostal/charismatic movement | | | | |
| very great extent | 7% | 10% | 14% | 14% |
| great extent | 28% | 25% | 30% | 35% |
| moderate extent | 41% | 40% | 40% | 40% |
| a little | 20% | 20% | 14% | 11% |
| not at all | 4% | 4% | 2% | 1% |
| i. emergence of a generation of church leaders who grew up after colonialism ended | | | | |
| very great extent | 6% | 6% | 15% | 14% |
| great extent | 22% | 22% | 35% | 38% |
| moderate extent | 43% | 43% | 35% | 36% |
| a little | 21% | 22% | 12% | 11% |
| not at all | 9% | 7% | 3% | 2% |
| j. the acceleration of information technology | | | | |
| very great extent | 18% | 22% | 31% | 27% |
| great extent | 41% | 45% | 42% | 42% |
| moderate extent | 31% | 27% | 22% | 27% |
| a little | 9% | 5% | 4% | 4% |
| not at all | 2% | 1% | * | — |
| k. the increase in direct mission activity by congregations and presbyteries | | | | |
| very great extent | 11% | 16% | 32% | 17% |
| great extent | 43% | 44% | 43% | 46% |
| moderate extent | 37% | 34% | 20% | 28% |
| a little | 7% | 6% | 5% | 8% |
| not at all | 1% | * | * | 2% |
| l. the rapid spread of infectious diseases (e.g., AIDS) | | | | |
| very great extent | 15% | 15% | 8% | 10% |
| great extent | 30% | 31% | 29% | 26% |
| moderate extent | 38% | 35% | 42% | 42% |
| a little | 14% | 14% | 18% | 19% |
| not at all | 3% | 4% | 3% | 2% |
| m. the increasing size and power of multinational corporations | | | | |
| very great extent | 10% | 9% | 13% | 16% |
| great extent | 26% | 26% | 27% | 23% |
| moderate extent | 38% | 36% | 36% | 44% |
| a little | 19% | 21% | 20% | 13% |
| not at all | 6% | 7% | 5% | 4% |
| Q-22. Have you traveled outside the United States in the last 10 years? | | | | |
| no | 40% | 38% | 27% | 22% |
| yes | 60% | 62% | 73% | 78% |

* = less than 0.5%; rounds to zero

— = zero (0.0); no cases in this category

n = number of respondents eligible to answer this question

+ = nonresponses of 10% or more on this question (reported percentages for all questions omit nonresponses)

◆ = percentages add to more than 100 because respondents could make more than one response

Q-22. Have you traveled outside the United States in the last 10 years?
(cont.)

Q22a. [If "yes,"] Did you personally visit a mission worker or mission facility while traveling outside the U.S.?

| | Members n=305 | Elders n=376 | Pastors n=512 | Specialized Clergy n=248 |
|-----------|------------------|-----------------|------------------|--------------------------------|
| no | 88% | 82% | 43% | 55% |
| yes | 12% | 18% | 57% | 45% |

Q22b. [If "yes,"] In what country(-ies)?

| | n=34 ◆ | n=65 ◆ | n=288 ◆ | n=109 ◆ |
|-----------------------|-----------|-----------|------------|------------|
| North America | 34% | 39% | 41% | 36% |
| Central America | 6% | 21% | 21% | 15% |
| South America | 16% | 12% | 8% | 12% |
| Europe | 25% | 28% | 30% | 36% |
| Africa | 19% | 3% | 14% | 10% |
| Asia | 16% | 18% | 24% | 26% |
| Australia | 3% | 2% | * | 1% |

Q-23. How well-informed do you believe you are:

a. about what is going on, in general, in other parts of the world?

| | | | | |
|----------------------------|-----|-----|-----|-----|
| very well informed | 7% | 7% | 12% | 16% |
| well informed | 28% | 36% | 41% | 40% |
| somewhat informed | 46% | 46% | 42% | 41% |
| poorly informed | 14% | 8% | 5% | 3% |
| very poorly informed | 4% | 3% | 1% | 1% |

b. about religious life in other parts of the world?

| | | | | |
|----------------------------|-----|-----|-----|-----|
| very well informed | 2% | 1% | 7% | 8% |
| well informed | 9% | 9% | 28% | 22% |
| somewhat informed | 48% | 58% | 50% | 57% |
| poorly informed | 35% | 27% | 14% | 12% |
| very poorly informed | 6% | 4% | 1% | 1% |

c. about Christian mission activity around the world?

| | | | | |
|----------------------------|-----|-----|-----|-----|
| very well informed | 2% | 1% | 6% | 4% |
| well informed | 6% | 8% | 22% | 18% |
| somewhat informed | 44% | 52% | 56% | 54% |
| poorly informed | 40% | 34% | 14% | 22% |
| very poorly informed | 9% | 5% | 2% | 2% |

d. about the world mission activity of the PCUSA?

| | | | | |
|----------------------------|-----|-----|-----|-----|
| very well informed | 1% | * | 6% | 4% |
| well informed | 5% | 6% | 25% | 19% |
| somewhat informed | 33% | 42% | 50% | 46% |
| poorly informed | 43% | 38% | 16% | 26% |
| very poorly informed | 18% | 14% | 3% | 5% |

* = less than 0.5%; rounds to zero

— = zero (0.0); no cases in this category

n = number of respondents eligible to answer this question

+ = nonresponses of 10% or more on this question (reported percentages for all questions omit nonresponses)

◆ = percentages add to more than 100 because respondents could make more than one response

| | Members | Elders | Pastors | Specialized Clergy |
|--|---------|--------|---------|--------------------|
| Q-24. Do you regularly read or listen to any news source published or broadcast from outside the U.S. (e.g., newspaper, magazine, newsletter, radio or television news program)? | | | | |
| no | 77% | 77% | 70% | 64% |
| yes, one or two | 19% | 19% | 24% | 27% |
| yes, more than two | 4% | 4% | 6% | 9% |

Q-25. How important is it to you to stay informed about news and events outside the U.S.?

| | | | | |
|----------------------------|-----|-----|-----|-----|
| essential | 18% | 17% | 26% | 30% |
| very important | 38% | 44% | 48% | 49% |
| somewhat important | 38% | 33% | 24% | 19% |
| not too important | 6% | 6% | 1% | 2% |
| not at all important | 1% | — | — | — |

Q-26. What languages other than English do you speak or read easily? Print the languages on the line below. (If none, leave blank.)

| | n=53 | n=59 | n=162 | n=83 |
|---|------|------|-------|------|
| | ◆ | ◆ | ◆ | ◆ |
| French | 32% | 42% | 38% | 41% |
| German | 21% | 17% | 32% | 36% |
| Greek | — | 2% | 8% | 4% |
| Hebrew | — | — | 8% | 4% |
| Italian | 2% | 2% | 1% | 2% |
| Spanish | 51% | 49% | 37% | 40% |
| Chinese | 6% | — | 2% | 4% |
| Japanese | 6% | 2% | 2% | 2% |
| Korean | 2% | — | 4% | 6% |
| Swahili/Kiswahili | 4% | — | — | — |
| other Indo-European (e.g., Dutch, Swedish, Romanian, Welsh, Gaelic, etc.) | 4% | — | 3% | 2% |
| other ancient Biblical (e.g., Assyrian, Babylonian, Sumerian, etc.) .. | — | — | 1% | 2% |
| all other | 2% | 7% | 6% | 13% |

Q-27. Please use the space below to make any additional comments.

[not tabulated]

* = less than 0.5%; rounds to zero

— = zero (0.0); no cases in this category


n = number of respondents eligible to answer this question

+ = nonresponses of 10% or more on this question (reported percentages for all questions omit nonresponses)

◆ = percentages add to more than 100 because respondents could make more than one response

Published by:
RESEARCH SERVICES
A Ministry of the General Assembly Council
Presbyterian Church (U.S.A.)
(502) 569-5148

PDS#65100-98257
\$5.00 per copy
1-800-524-2612
100 Witherspoon Street
Louisville, KY 40202-1396

 Printed on recycled paper

mission.app