



The Presbyterian Panel

Listening to Presbyterians



REPORT

Presbyterian Disaster Assistance (PDA) The February 2011 Survey

Table of Contents

OVERVIEW	i
HIGHLIGHTS.....	iii
PERSPECTIVES ON PDA’S WORK.....	1
Importance of PDA’s Work in General.....	1
Different Perceptions of the Importance of Disaster Aid?	1
Importance of Specific PDA Activities.....	1
Theological Orientation and the Perceived Importance of PDA’s Work	2
ASSESSING PDA’S WORK	3
Familiarity with PDA.....	3
Beliefs About PDA’s Effectiveness	3
Other Beliefs About PDA.....	4
PDA Mission Statement	4
Opinion About PDA’s Mission Statement	4
INDIVIDUAL INVOLVEMENT IN RELIEF.....	5
Connecting with PDA	5
Contributing to Disaster Relief and Recovery	5
Financial Contributions to PDA and Other PDA Involvement.....	6
Contributions to PDA and Beliefs About PDA’s Work.....	7
CONGREGATIONAL INVOLVEMENT IN RELIEF.....	8
Involvement with PDA-Related Relief Activities.....	8
Congregational Involvement with PDA and Congregational Size.....	8
Likelihood of Small-Group Use of DVDs on Disaster Relief.....	8
SURVEY QUESTIONS AND RESPONSES	A-1



RESEARCH SERVICES
A Ministry of the General Assembly Mission Council
 Presbyterian Church (U.S.A.)
 100 Witherspoon Street
 Louisville, KY 40202

What is the Presbyterian Panel?

The Presbyterian Panel consists of three nationally representative samples of groups affiliated with the Presbyterian Church (U.S.A.): elders (lay leaders) currently serving on session, other members, and ministers of the Word and Sacrament. (The session is the governing body in Presbyterian congregations.) For analysis, ministers are split into two groups based on current call: *pastors*, serving congregations, and *specialized clergy*, serving elsewhere. New samples are drawn every three years. Panel surveys are conducted quarterly, primarily by mail but with an online completion option.

For more information on methods used to draw the samples, see the technical appendix in the *Religious and Demographic Profile of Presbyterians, 2008: Findings from the Initial Survey of the 2009-2011 Presbyterian Panel* (see next page for web availability and ordering information).

The Panel is maintained and directed by the office of Research Services of the Presbyterian Church (U.S.A.). The first Panel was created in 1973 to provide a means for informing leaders of the opinions and activities of the rank and file across the church. Survey topics and questions are usually developed at the request of, and in consultation with, staff or elected members of national church entities. However, ultimate decisions on content and the disposition of Panel data are those of Research Services. Standards developed by the American Association of Public Opinion Research guide Panel surveys.

Current Survey

The current survey is the tenth completed by the 2009-2011 Panel. Questionnaires were distributed on February 10, 2011. Most panelists received their copy by U.S. mail, but a subset (n = 907, or 32%) that had signed up for the service was notified via email. Non-respondents were sent a postcard reminder on February 28, 2011. Panelists who had received email notification about the survey but had not yet responded also received two email reminders, on February 22, 2011, and April 15, 2011. Returns were accepted through April 29, 2011. Response rates for this survey are: members, 45%; elders, 45%; ministers, 52%. All panelists had the option of completing the survey on the web, and 34% of responding members, 45% of responding elders, 56% of responding pastors, and 49% of responding specialized clergy did so.

Sponsor and Topic

This survey was sponsored by Presbyterian Disaster Assistance (PDA), a ministry of the General Assembly Mission Council's Compassion, Peace and Justice ministry area. PDA leaders wanted to understand how Presbyterians view the organization's effectiveness. They also wanted to know about Presbyterians' PDA experiences and their involvement in relief activities, both PDA-sponsored and other.

This Report

The first half of this report uses text and graphics to summarize and explicate findings. A full list of survey questions and responses follows with tables that display the percentage distribution of responses to every question for each of the four Panel groups. Results are subject to sampling and other errors. In general, differences of less than 8% are not statistically meaningful.

Some analyses in this report, including those using theological orientation (p. 2), rely on responses of panelists to the initial questionnaire they completed in the fall of 2008. For more information on this earlier survey and responses of panelists to these questions, see the *Religious and Demographic Profile of Presbyterians, 2008* (see next page for web availability and ordering information). Other analyses rely on data on congregations that congregational leaders provide at the end of the year in the Session Annual Statistical Report.

Suggested Citation

Research Services, Presbyterian Church (U.S.A.). *Presbyterian Disaster Assistance: The Report of the February 2011 Presbyterian Panel Survey*. Louisville, 2012.

OVERVIEW

Author Note

Perry Chang, Panel administrator, developed the questionnaire and wrote this report. He was assisted by the other staff members of the office of Research Services.

Staff of Research Services

Jack Marcum, Coordinator; Deborah Bruce; Perry Chang; Katherine Duncan; Joelle Kopacz; Rebecca Moody; Christy Riggs; Ida Smith-Williams.

Changing Terminology

On July 10, 2011, the part of the church's constitution dealing with governance was replaced with a new document that changed some common church terms. In particular, "ministers of the Word and Sacrament" are now known as "teaching elders," and "elders" are now known as "ruling elders." In this report, we continue to use the older terms because they were in effect at the time the survey was completed by the Panel.

Additional Copies

Additional copies of this *Report* may be purchased for \$10 from Presbyterian Distribution Services (PDS)—call 800-524-2612 and request item #20056-11311. This *Report* is also available on the web for free download in Adobe Acrobat format; go to www.pcusa.org/research/panel/ and click on the appropriate link. Copies of a four-page *Summary* of results are available for \$2 each directly from Research Services, or for free download from the same website. Call for information on quantity discounts on printed copies of either this *Report* or its *Summary* (800-728-7228, ext. 2040).

Profile Report

The *Religious and Demographic Profile of Presbyterians, 2008* is available for free download in Adobe Acrobat format on the web (www.pcusa.org/media/uploads/research/pdfs/fall08panel.pdf) or may be purchased for \$10 from PDS—call 800-524-2612 and request item #02056-09301.

Panel on the Web

Summaries and *Reports* of Panel surveys since 1993 and a listing of all surveys since the first Panel was created in 1973 are available at the Presbyterian Church (U.S.A.) website: www.pcusa.org/research/panel.

Interested in Learning More About Your Congregation or Presbytery?

- ✓ **10-Year Trend Report for Congregations**—available for free: www.pcusa.org/tenyeartrends.
- ✓ **10-Year Trend Report for Presbyteries**—available for free: www.pcusa.org/tenyeartrends.
- ✓ Research Services can help you conduct a congregational survey to learn more about your worshipers and identify your congregation's strengths. Call 800-728-7228, ext. 2040, and ask about the **U.S. Congregational Life Survey** or visit: www.USCongregations.org.
- ✓ **Neighborhood Demographic Report**—provides a quick look at the people who live in the area around your church or another location; available for free: www.pcusa.org/research/demographics.
- ✓ **Religious Congregations & Membership Study**—provides information about the religious affiliations of people who live in any county in the country, including yours; available for free: www.thearda.com.

HIGHLIGHTS

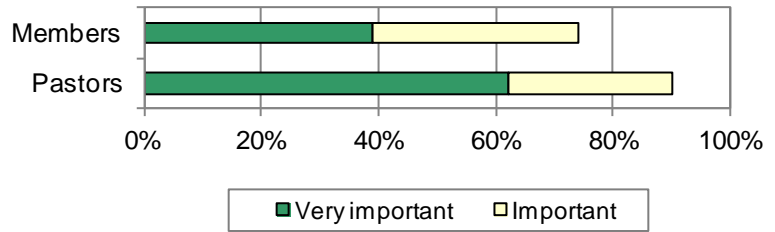
- ✓ Three-quarters of members, four in five elders, and about nine in ten ministers believe that it is *very important* or *important* for the Presbyterian Church (U.S.A.) to engage in the kind of work, in general, that Presbyterian Disaster Assistance (PDA) does (p. 1).
- ✓ More than seven in ten panelists in each group believe it is *very important* or *important* for the PC(USA) to respond to disasters in the United States, advise congregations that want to send volunteers to assist with disaster relief, partner with other organizations in disaster relief work and refugee aid, advise congregations on how to respond effectively to local disasters, advise presbyteries on how to respond effectively to disasters in their region, and aid refugees and other displaced persons (p. 1).
- ✓ Two-thirds of members, three-quarters of elders, and more than nine in ten ministers were *very familiar*, *familiar*, *somewhat familiar*, or *only a little familiar* with PDA before they received the questionnaire (p. 3).
- ✓ Among panelists who are familiar with PDA and have opinions on how effective PDA is in certain areas, more ministers than members and elders believe the ministry is *very effective* or *effective* in 12 of 13 areas (p. 3).
- ✓ Three-quarters or more of ministers and large minorities of members and elders believe that PDA is *very effective* or *effective* in working with other organizations involved in disaster relief, responding to U.S. disasters, and managing volunteers at work sites (p. 3).
- ✓ Almost all panelists in each group who have some familiarity with PDA and have an opinion *strongly agree* or *agree* that the funds that people give to PDA help provide a witness to God's love (p. 4).
- ✓ Almost all panelists in each group who have some familiarity with PDA and have an opinion believe PDA is *very faithful*, *faithful*, or *somewhat faithful* to its mission statement (p. 4).
- ✓ More than nine in ten panelists in each group believe there is an *excellent fit* or a *good fit* between the PDA mission statement and what PDA *should* be doing (p. 4).
- ✓ During the past two years majorities of panelists in each group have contributed money to the One Great Hour of Sharing offering (which helps fund PDA) or directly to PDA (p. 5).
- ✓ In each Panel group more than one-third contributed money in the past two years to PDA in response to the Haiti earthquake (p. 5).
- ✓ The median financial contribution to PDA for a specific disaster (including Haiti) was about \$100 (p. 5).
- ✓ More members and elders who contributed to a non-PC(USA) organization for emergency relief or disaster assistance in the past two years gave to the Salvation Army or American Red Cross than to any other non-PC(USA) organization (p. 6).
- ✓ During the past two years more pastors made contributions for emergency relief or disaster assistance to World Vision or Samaritan's Purse than to any other non-PC(USA) organization (p. 6).
- ✓ Elders, pastors, and specialized clergy who have given to PDA during the past two years are more likely than those who have not given to believe that PDA's administrative costs are low, that PDA's work promotes PC(USA) identity, and that PDA uses funds as donors intended. The same is true for elders and pastors who contributed as relates to their belief that PDA provides a witness to God's love (p. 7).
- ✓ Compared with elders from small and medium-sized congregations, more elders from large congregations report that their congregation sent a work team to help PDA with disaster assistance during the past two years (p. 8).

PERSPECTIVES ON PDA'S WORK

Importance of PDA's Work in General

- ✓ Three-quarters of members (74%), four in five elders (80%), and about nine in ten ministers (pastors, 90%; specialized clergy, 86%) believe that it is *very important* or *important* for the PC(USA) to engage in the type of work, in general, that Presbyterian Disaster Assistance (PDA) does (see also Figure 1).

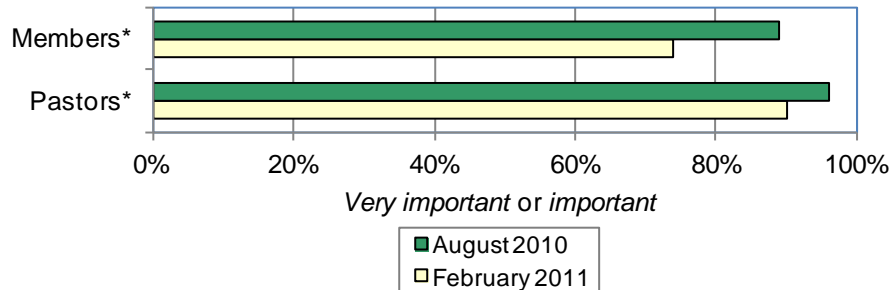
Figure 1. Importance of PDA's Work in General



Different Perceptions of the Importance of Disaster Aid?

When asked on an earlier Panel survey (August 2010), more members, elders, pastors, and specialized clergy viewed the type of work that PDA does as *very important* or *important* for the PC(USA) to do than did so in the current survey. (Figure 2 provides details about differences across dates.)

Figure 2. Importance of PDA's Work by Survey Date



*Statistically significant difference ($p < .05$)

Note: based on responses of panelists who replied to both questions

The August 2010 survey asked panelists about the importance of the activities of ten different Compassion, Peace and Justice ministries, while the February 2011 survey asked about the importance of PDA's work alone, and this may have influenced how panelists responded. In addition, the August 2010 survey was administered eight months after the earthquake in Haiti, a disaster that garnered a great deal of attention in the United States. The February 2011 survey was administered another six months later, when memories of the earthquake may have started to ebb. Most panelists completed the February survey before the tsunami and earthquake in Japan, which took place on March 11.

The August Panel survey asked panelists about the importance of the General Assembly Mission Council, the denomination's mission agency, doing this work, while the February Panel asked about the PC(USA), in general, doing the work. This also could have affected responses.

Importance of Specific PDA Activities

- ✓ Aiding refugees, helping U.S. communities facing disasters, and working with congregations and other organizations are among the disaster relief and recovery assistance activities that the most panelists believe are important for the PC(USA) to carry out (from a list of 13). More than seven in ten panelists in each group believe that it is *very important* or *important* for the denomination to:
 - Respond to disasters in the United States (members, 83%; elders, 83%; pastors, 91%; specialized clergy, 91%).
 - Advise congregations that want to send volunteers to assist with disaster relief (80%; 82%; 87%; 91%).
 - Partner with other organizations in disaster relief work and refugee aid (80%; 79%; 88%; 89%).
 - Advise congregations on how to respond effectively to local disasters (80%; 73%; 79%; 81%).
 - Advise presbyteries on how to respond effectively to disasters in their region (77%; 80%; 79%; 81%).
 - Aid refugees and other displaced persons (74%; 75%; 79%; 79%).

PERSPECTIVES ON PDA'S WORK

Importance of Specific PDA Activities (cont.)

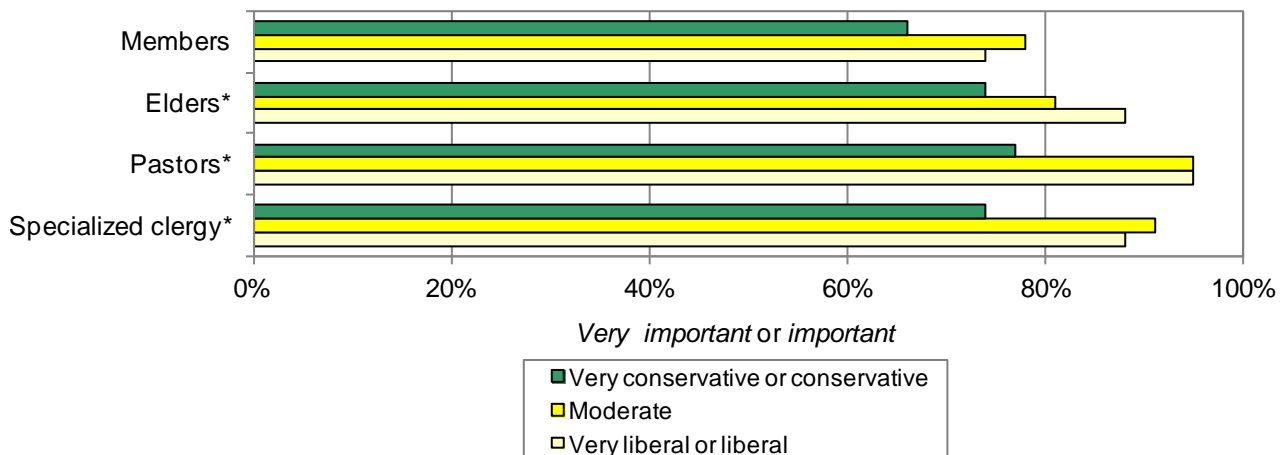
- ✓ Supporting long-term recovery and aiding other disaster-torn countries are viewed as equally important as the activities listed on page 1 by ministers, but as less important by members and elders. At least three-quarters of ministers—but fewer members and elders—believe that it is *very important* or *important* for the PC(USA) to:
 - Support the long-term recovery of communities affected by disaster (members, 66%; elders, 71%; pastors, 75%; specialized clergy, 81%).
 - Respond to disasters in other countries (60%; 64%; 86%; 84%).
- ✓ Managing volunteer teams is something solid majorities of panelists in each group believe is important. About three-quarters of pastors—but somewhat fewer members, elders, and specialized clergy—believe that it is *very important* or *important* for the PC(USA) to:
 - Manage volunteer and work teams at disaster sites (members, 61%; elders, 66%; pastors, 76%; specialized clergy, 69%).
 - Manage specialized volunteer teams that provide consultation, program design, and training in disaster assistance (58%; 63%; 73%; 69%).
- ✓ Somewhat fewer panelists value PC(USA) involvement in disaster-related education and training and in advocating for refugee resettlement. Around half to two-thirds of panelists in each group believe it is *very important* or *important* for the PC(USA) to:
 - Educate the public about how long disaster recovery can take (members, 60%; elders, 61%; pastors, 63%; specialized clergy, 69%).
 - Provide disaster preparedness training for synods (55%; 56%; 53%; 60%).
 - Promote refugee resettlement (48%; 51%; 58%; 64%).

Theological Orientation and the Perceived Importance of PDA's Work

More theologically *moderate* and theologically *very liberal* or *liberal* elders, pastors, and specialized clergy than their theologically *very conservative* or *conservative* counterparts believe that it is *very important* or *important* for the PC(USA) to engage in the type of work, in general, that PDA does. Members with different theological orientations, however, view PDA's work as important in roughly equal proportions.

It's possible that many Presbyterians link disaster aid to social justice work with which theological liberals may be more sympathetic.

Figure 3. Rating of the Importance of PDA's Work in General to the PC(USA)

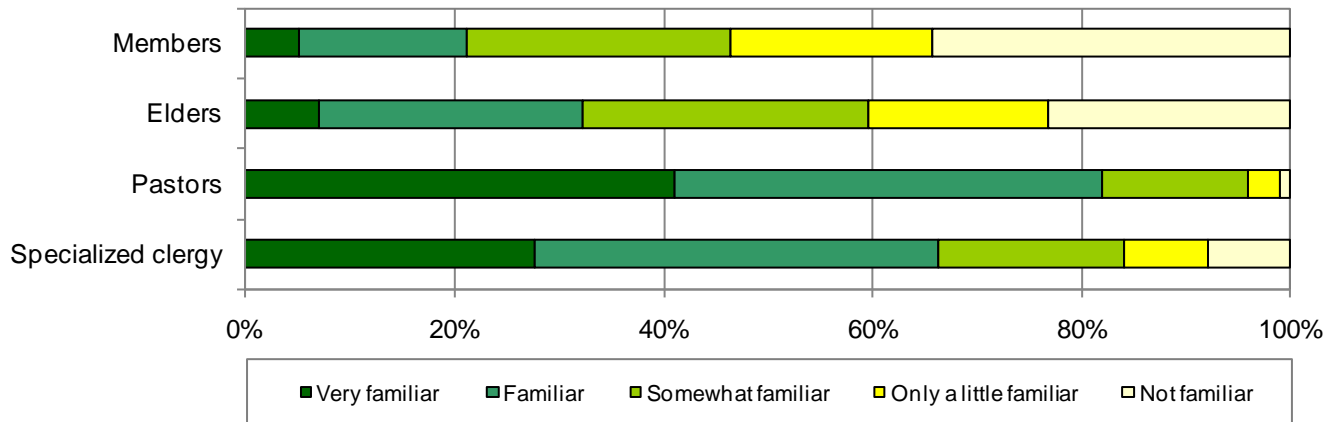


ASSESSING PDA'S WORK

Familiarity with PDA

- ✓ Almost all ministers are at least a little familiar with PDA, as are most members and elders. Before receiving the questionnaire, two-thirds of members (65%), three-quarters of elders (76%), and more than nine in ten pastors (99%) and specialized clergy (93%) were either *very familiar*, *familiar*, *somewhat familiar*, or *only a little familiar* with PDA. (Figure 4 provides additional information.)

Figure 4. Familiarity with PDA



Beliefs About PDA's Effectiveness¹

- ✓ More ministers than members and elders believe PDA is effective in 12 of 13 areas in which PDA works.²
- ✓ More than three-quarters of ministers—but smaller majorities of members and elders—believe PDA is *very effective* or *effective* in:
 - Responding to U.S. disasters (members, 67%; elders, 68%; pastors, 83%; specialized clergy, 86%).
 - Partnering with other organizations in disaster relief and refugee aid (58%; 66%; 80%; 78%).
 - Managing volunteers and work teams at disaster sites (58%; 61%; 76%; 78%).
- ✓ PDA is seen as *very effective* or *effective* in three areas by majorities of elders, pastors, and specialized clergy, but by only half or fewer members.
 - Managing specialized volunteer teams that provide consultation, program design, and training in disaster assistance (members, 50%; elders, 55%; pastors, 65%; specialized clergy, 71%).
 - Responding to disasters in other countries (46%; 56%; 64%; 72%).
 - Supporting the long-term recovery of communities affected by disaster (46%; 56%; 64%; 72%).
- ✓ Majorities of ministers and half or fewer members and elders think that PDA is *very effective* or *effective* in:
 - Advising presbyteries on how to respond effectively to disasters in their region (members, 50%; elders, 45%; pastors, 60%; specialized clergy, 69%).
 - Advising congregations that want to send volunteers to assist with disaster relief and recovery (49%; 47%; 60%; 64%).
 - Advising congregations on how to respond effectively to disasters in their community (45%; 42%; 53%; 60%).
 - Aiding refugees and other displaced persons (41%; 40%; 53%; 54%).

¹ Responses here exclude panelists who report that they are *not familiar* with PDA or that they *don't know* how effective PDA is in a particular area. The fraction of panelists who are excluded ranges widely, from one-quarter to three-quarters. (See Appendix A.)

² For the exception, educating the public about the duration and complexity of long-term disaster recovery, about the same number of members, elders, and ministers believe PDA is *very effective* or *effective*.

ASSESSING PDA'S WORK

Beliefs about PDA's Effectiveness (cont.)³

- ✓ Less than half but more than one-quarter in each group believe that PDA is *very effective* or *effective* in three other areas:
 - Educating the public about how long disaster recovery can take and how complex recovery can be (members, 34%; elders, 30%; pastors, 32%; specialized clergy, 33%).
 - Providing disaster preparedness training for presbyteries and synods (30%; 29%; 42%; 42%).
 - Promoting refugee resettlement (27%; 31%; 47%; 48%).

Other Beliefs About PDA⁴

- ✓ More than seven in eight panelists in each group *strongly agree* or *agree* with these statements:
 - Funds given to PDA help provide a witness to God's love (members, 99%; elders, 99%; pastors, 99%; specialized clergy, 100%).
 - PDA uses funds given to it as the donors intended (95%; 94%; 94%; 95%). (Small majorities of members (59%) and elders (52%) and about half as many pastors (27%) and specialized clergy (35%) are *neutral* or *not sure* about this item.)
 - The work of PDA promotes the PC(USA)'s identity (94%; 96%; 94%; 96%).
 - The percentage of funds given to PDA that are used to pay administrative costs is low (88%; 94%; 91%; 98%). (Majorities of members (74%) and elders (65%) and large minorities of pastors (44%) and specialized clergy (49%) are *neutral* or *not sure*.)

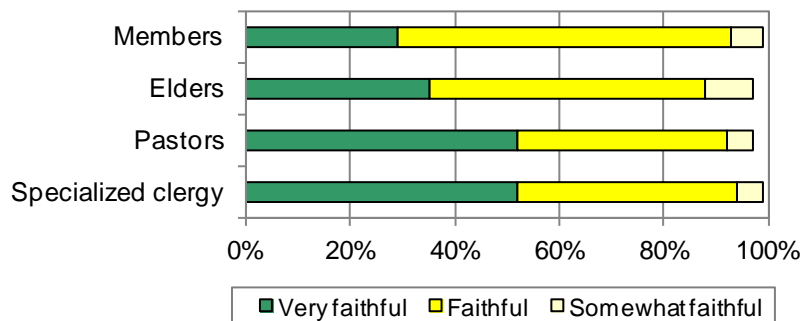
PDA Mission Statement

Presbyterian Disaster Assistance enables congregations and mission partners of the Presbyterian Church (U.S.A.) to witness to the healing love of Christ through caring for communities adversely affected by crises and catastrophic events.

Opinion About PDA's Mission Statement

- ✓ Panelists with some familiarity with PDA were asked how faithful they believe PDA is to its mission statement (see above), which was shown on the survey. Around nine in ten panelists in each group (members, 93%; elders, 88%; pastors, 92%; specialized clergy, 94%) believe PDA is *very faithful* or *faithful* to the mission statement.⁵ (Figure 5 offers details.)

Figure 5. PDA's Faithfulness to Its Mission⁵



- ✓ At least nine in ten panelists in each group (members, 90%; elders, 93%; pastors, 93%; specialized clergy, 91%) believe that there is an *excellent fit* or *good fit* between the PDA mission statement and what PDA *should* be doing.

³ Responses reported exclude panelists who report that they are *not familiar* with PDA or that they *don't know* how effective PDA is in a particular area. The fraction of panelists in each group whose responses were excluded ranges from one-quarter to three-quarters.

⁴ Responses reported for each statement exclude panelists who report that they are *not familiar* with PDA or that they are *neutral* or *not sure*. The fraction of panelists excluded ranges from 6% to three-quarters.

⁵ Responses reported exclude panelists who report that they are *not familiar* with PDA or that they have *no opinion* or *don't know* how faithful PDA is to its mission. The fraction of panelists excluded ranges from 10% to half.

INDIVIDUAL INVOLVEMENT IN RELIEF

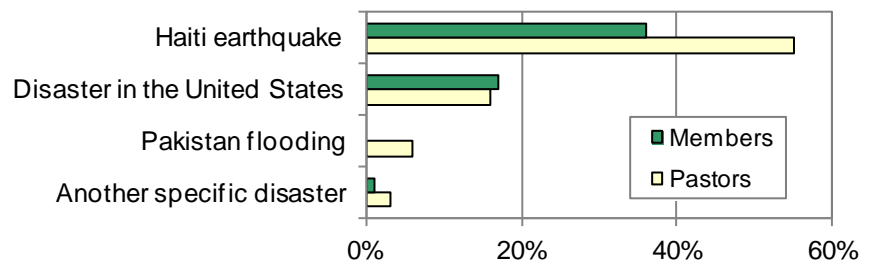
Connecting with PDA

- ✓ One way panelists have connected with PDA is by contributing money to support the ministry. During the past two years more panelists in each group have supported the ministry by giving money to the One Great Hour of Sharing Offering or giving money designated for work related to a specific disaster than have supported PDA financially in other ways:
 - Contributed money to the One Great Hour of Sharing churchwide special offering, which helps fund PDA (members, 77%; elders, 88%; pastors, 89%; specialized clergy, 81%).
 - Contributed money to PDA directly with funds designated for disaster relief and recovery work related to a specific disaster (53%; 59%; 76%; 65%).
 - Contributed money to PDA but not related to any specific disaster (28%; 29%; 30%; 24%).
 - Contributed money to PDA through the alternative giving opportunity program (18%; 18%; 18%; 16%).
 - Contributed money to PDA in honor of, or in memory of, another person (13%; 11%; 7%; 5%).
- ✓ Three PDA information outlets have helped more ministers than members and elders connect with the organization. During the past two years, at least two in five pastors and at least one-quarter of specialized clergy—but many fewer members and elders—have connected with PDA by:
 - Reading a PDA Rapid Information Network email bulletin (members, 13%; elders, 14%; pastors, 54%; specialized clergy, 38%).
 - Visiting the PDA website (12%; 16%; 51%; 32%).
 - Reading an issue of *Mission Mosaic* magazine (8%; 11%; 40%; 27%).
- ✓ Fewer than three in ten panelists in each group have connected with PDA in six other ways during the same period:
 - Viewed the NBC documentary *Coming Home: Hurricane Katrina Five Years Later*, produced by PDA (members 19%; elders, 18%; pastors, 22%; specialized clergy, 15%).
 - Created one or more Gift of the Heart kits (10%; 16%; 24%; 12%).
 - Viewed the ABC documentary *Kepulihan: Stories from the Tsunami*, produced by PDA (8%; 8%; 6%; 3%).
 - Talked or exchanged email with a member of the PDA Advisory Committee, PDA National Response Team, or PDA staff (5%; 7%; 29%; 17%).
 - Volunteered at a PDA work site (4%; 6%; 20%; 12%).
 - Received disaster preparedness training from PDA (2%; 4%; 13%; 7%).
- ✓ For 13 of 14 PDA-related activities shown above, more panelists who participated in each activity during the past two years report it was a *positive experience* than report it was a *negative experience*.⁶

Contributing to Disaster Relief and Recovery⁷

- ✓ More than one-third of panelists in each group (members, 36%; elders, 42%; pastors, 55%; specialized clergy, 53%) report having contributed money to PDA during the past two years with the donation designated for relief and recovery assistance related to the earthquake in Haiti (see Figure 6 also). The median donation for a specific disaster was about \$100.

Figure 6. Contributions to PDA Designated for Specific Disasters During the Past Two Years⁷



⁶ Members who received disaster preparedness training from PDA provide the exception. Six members report having received this training during the past two years. For one member it was a *positive experience*, for three it was a *neutral experience*, and for the remaining two it was a *negative experience*.

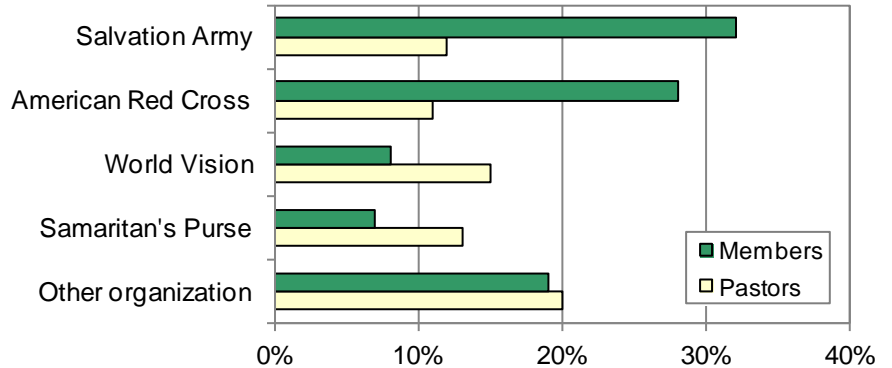
⁷ Panelists who did not make contributions or don't know if they did are included, and so percentages shown are of all panelists.

INDIVIDUAL INVOLVEMENT IN RELIEF

Contributing to Disaster Relief and Recovery (cont.)⁷

- ✓ Among the non-PC(USA) organizations to which panelists most recently contributed money for disaster aid and emergency relief in the past two years, the Salvation Army and the American Red Cross attracted contributions from more members and elders than any others did (see Figure 7).
- ✓ About one in six pastors—but fewer panelists in the other groups—contributed to World Vision for disaster aid and relief.

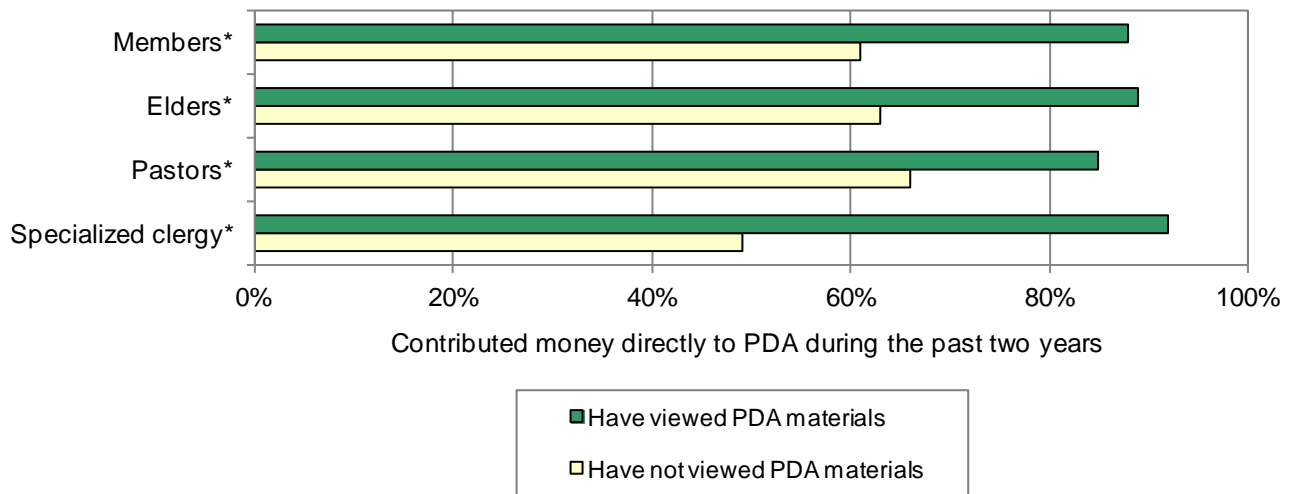
Figure 7. Non-PC(USA) Organizations to Which Panelists Have Contributed Most Recently for Disaster Relief



Financial Contributions to PDA and Other PDA Involvement

Contact with PDA is linked with financial contributions to PDA. Panelists in each group who have viewed any of a variety of PDA materials (Rapid Information Network email bulletin, *Mission Mosaic* magazine issue, NBC documentary *Coming Home*, ABC documentary *Kepulihan*, or PDA website) during the past two years are more likely to have made financial contributions to PDA during the same period (see Figure 8).

Figure 8. Panelists' Financial Contributions to PDA, by Whether or Not They Have Viewed PDA Materials Over the Past Two Years



*Statistically significant difference (p < .001)

The same is true for panelists who have created one or more Gift of the Heart kits or volunteered at a PDA work site during the past two years. More panelists who did either of these than those who did not contributed to PDA.

Whether viewing PDA materials leads to other forms of PDA involvement, or Presbyterians who give time or money to PDA are more likely then to view PDA materials, or some combination, is not clear.

⁷ Panelists who did not make contributions or don't know if they did are included, and so percentages shown are of all panelists.

INDIVIDUAL INVOLVEMENT IN RELIEF

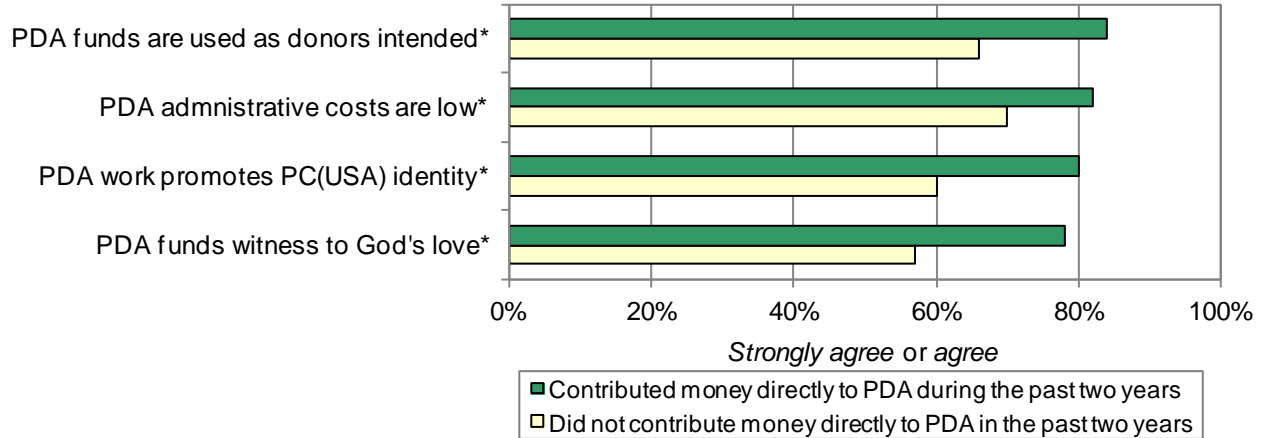
Contributions to PDA and Beliefs About PDA's Work

The survey asked panelists with at least a little familiarity with PDA how much they agree or disagree with four positive statements about the organization:

- ✓ PDA uses funds given to PDA as the donors intended.
- ✓ The percentage of funds given to PDA that PDA uses to pay administrative costs is low.
- ✓ The work of PDA promotes the PC(USA)'s identity.
- ✓ Funds given to PDA help provide a witness to God's love.

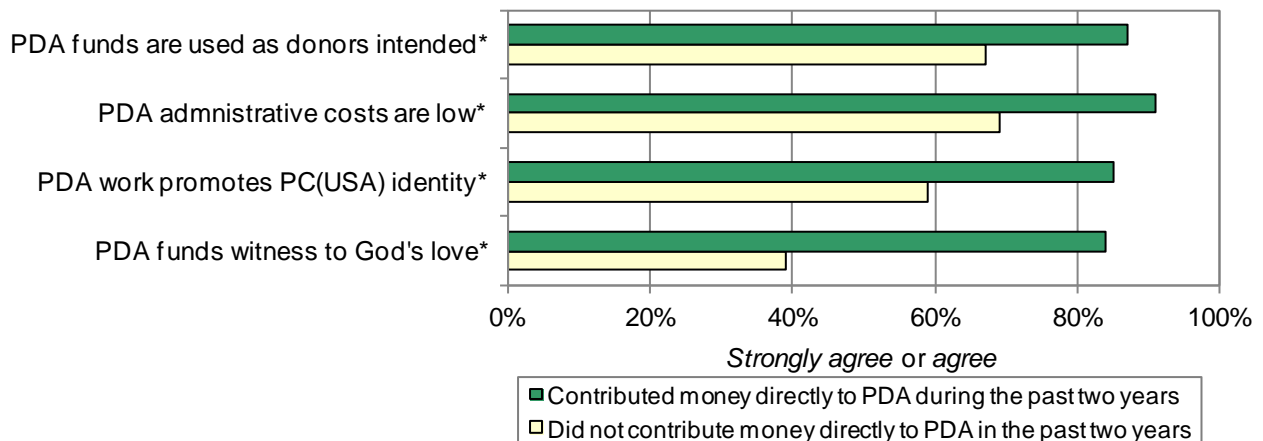
More elders and pastors who have given money directly to PDA during the past two years than those who have not *strongly agree* or *agree* with each of these statements (see Figures 9 and 10). More specialized clergy who have given money to PDA than those who have not *strongly agree* or *agree* with the statements about low administrative costs, promoting PC(USA) identity, and following donors' intentions. (Those who are *neutral* or *not sure* are excluded from these analyses.)

Figure 9. Elders' Beliefs About PDA by Whether They Donated to It in the Past Two Years



*Statistically significant difference (p < .001)

Figure 10. Pastors' Beliefs About PDA by Whether They Donated to It in the Past Two Years



*Statistically significant difference (p < .001)

In contrast, members' beliefs about PDA are not related to giving to PDA. Members are less well informed about PDA than other panelists. Educating members may boost their assessment of PDA and their giving.

CONGREGATIONAL INVOLVEMENT IN RELIEF

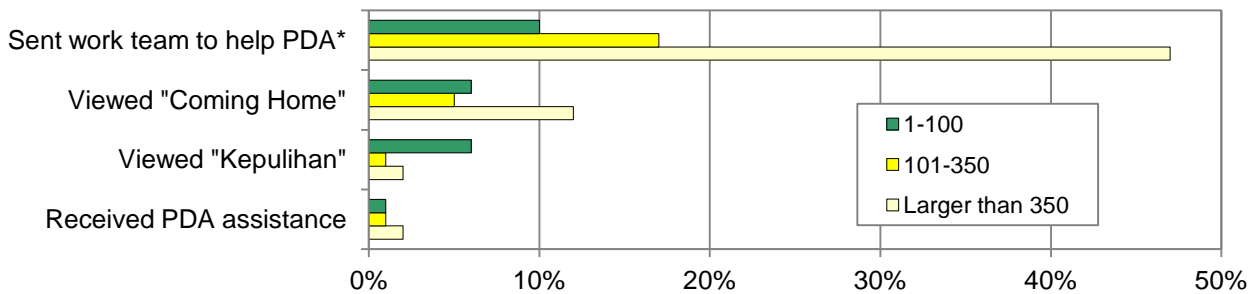
Involvement with PDA-Related Relief Activities

- ✓ One-quarter of elders (25%) report that their congregation or a group in it sent a work team to help with PDA disaster recovery during the past two years.
- ✓ Of these, most elders (92%) believe that this was a *positive experience*.
- ✓ Very few elders report that their congregation or a group in it connected with PDA during the past two years in three other ways:
 - Viewed the documentary *Coming Home: Hurricane Katrina Five Years Later* (6%).
 - Viewed the documentary *Kepulihan: Stories from the Tsunami* (2%).
 - Received disaster assistance from PDA (1%).
- ✓ Half or more of the elders whose congregation or group viewed one of the documentaries or received disaster assistance believe that each was a *positive experience* (most of the rest describe the experience as *neutral*):
 - Viewed the documentary *Kepulihan* (100%).
 - Viewed the documentary *Coming Home* (86%).
 - Received disaster assistance from PDA (50%).

Congregational Involvement with PDA and Congregational Size

Congregations of different sizes are equally likely to have interacted with PDA in three of four ways during the past two years: viewing the documentary *Coming Home*, viewing the documentary *Kepulihan*, and receiving disaster assistance from PDA. The one exception is in the area of sending work teams to help PDA with disaster assistance. More large congregations than medium-sized or small congregations have done this. It may be easier for congregations with more members to organize a work team.

Figure 11. Involvement of the Congregation or a Group in the Congregation with PDA During the Past Two Years, by Membership Size (Elders' Responses)



*Statistically significant difference (p < .05)

Also, responses to the August 2010 Compassion, Peace and Justice Panel survey show that most congregations, regardless of size, participate in the One Great Hour of Sharing Offering, which helps fund PDA.

Likelihood of Small-Group Use of DVDs on Disaster Relief

- ✓ Among panelists who are part of a small group or class in a congregation with equipment to show DVDs, at least three in five (members, 60%; elders, 63%; pastors, 67%; specialized clergy, 60%) who are in a position to know believe the group would be *very likely*, *likely*, or *somewhat likely* to use a DVD about disaster relief.

THE PRESBYTERIAN PANEL
PRESBYTERIAN DISASTER ASSISTANCE
FEBRUARY 2011
Survey Questions and Responses

	Members	Elders	Ministers
Number of survey invitations sent	629	903	1,244
Number of undeliverable surveys and ineligible respondents.....	13	15	12
Number of surveys completed.....	278	405	647 ‡
Response rate.....	45%	45%	52%
‡ 425 pastors; 220 specialized clergy; 2 could not be classified			

Presbyterian Disaster Assistance (PDA) is part of the Compassion, Peace and Justice ministry of the Presbyterian Church (U.S.A.)’s mission agency, the General Assembly Mission Council. Giving to the One Great Hour of Sharing, one of four PC(USA) churchwide special offerings, helps provide funds for PDA.

	Members	Elders	Pastors	Specialized Clergy
Q1. How important is it for the Presbyterian Church (U.S.A.) to engage in each of the following activities?				
a. Advising congregations on how to respond effectively to disasters in their community				
Very important.....	37%	38%	47%	51%
Important	43%	35%	32%	30%
Somewhat important	14%	18%	14%	14%
Only a little important	3%	5%	4%	4%
Not important.....	3%	4%	3%	1%
No opinion	1%	*	1%	—
b. Advising congregations that want to send volunteers to assist with disaster relief and recovery				
Very important.....	36%	39%	49%	53%
Important	44%	43%	38%	38%
Somewhat important	19%	15%	11%	8%
Only a little important	*	2%	1%	1%
Not important.....	*	2%	—	—
No opinion	1%	1%	*	—
c. Advising presbyteries on how to respond effectively to disasters in their region				
Very important.....	33%	37%	46%	51%
Important	44%	43%	33%	30%
Somewhat important	18%	14%	14%	16%
Only a little important	2%	4%	5%	2%
Not important.....	2%	2%	1%	1%
No opinion	1%	1%	1%	—

Note: Percentages may not add to 100 due to rounding

- * = less than 0.5%; rounds to zero
- = zero (0.0); no cases in this category
- + = nonresponses of 10% or more on this question (reported percentages for all questions omit nonresponses)
- n = number of respondents eligible to answer this question
- ◆ = percentages add to more than 100 because respondents could make more than one response

	Members	Elders	Pastors	Specialized Clergy
Q1. How important is it for the Presbyterian Church (U.S.A.) to engage in each of the following activities? [Cont.]				
d. Aiding refugees and other displaced persons				
Very important.....	26%	34%	39%	39%
Important	48%	41%	40%	40%
Somewhat important	22%	20%	18%	16%
Only a little important	3%	4%	2%	3%
Not important.....	2%	1%	1%	1%
No opinion	*	1%	1%	—
e. Educating the public about how long disaster recovery can take and how complex recovery can be				
Very important.....	21%	25%	24%	30%
Important	39%	36%	39%	39%
Somewhat important	27%	25%	25%	19%
Only a little important	8%	9%	9%	9%
Not important.....	5%	4%	3%	3%
No opinion	1%	1%	*	1%
f. Managing specialized volunteer teams that provide consultation, program design, and training in disaster assistance				
Very important.....	17%	21%	36%	38%
Important	41%	42%	37%	31%
Somewhat important	29%	25%	21%	21%
Only a little important	6%	6%	4%	5%
Not important.....	4%	6%	1%	4%
No opinion	4%	1%	1%	1%
g. Managing volunteers and work teams at disaster sites				
Very important.....	21%	23%	40%	37%
Important	40%	43%	36%	32%
Somewhat important	26%	20%	18%	23%
Only a little important	5%	7%	4%	4%
Not important.....	5%	5%	1%	3%
No opinion	3%	1%	*	1%
h. Partnering with other organizations in disaster relief work and refugee aid				
Very important.....	36%	40%	58%	60%
Important	44%	39%	30%	29%
Somewhat important	14%	15%	10%	8%
Only a little important	3%	4%	2%	3%
Not important.....	1%	2%	*	1%
No opinion	2%	1%	—	—

Note: Percentages may not add to 100 due to rounding

* = less than 0.5%; rounds to zero

— = zero (0.0); no cases in this category

+ = nonresponses of 10% or more on this question (reported percentages for all questions omit nonresponses)

n = number of respondents eligible to answer this question

◆ = percentages add to more than 100 because respondents could make more than one response

	Members	Elders	Pastors	Specialized Clergy
Q1. How important is it for the Presbyterian Church (U.S.A.) to engage in each of the following activities? [Cont.]				
i. Promoting refugee resettlement				
Very important.....	14%	14%	20%	29%
Important	34%	37%	38%	35%
Somewhat important	36%	30%	31%	25%
Only a little important	9%	10%	8%	7%
Not important.....	4%	6%	1%	4%
No opinion	4%	2%	1%	1%
j. Providing disaster preparedness training for presbyteries and synods				
Very important.....	15%	19%	21%	29%
Important	40%	37%	32%	31%
Somewhat important	33%	30%	31%	24%
Only a little important	7%	8%	12%	10%
Not important.....	4%	5%	4%	5%
No opinion	2%	1%	*	1%
k. Responding to disasters in the United States				
Very important.....	44%	47%	56%	56%
Important	39%	36%	35%	35%
Somewhat important	12%	11%	8%	8%
Only a little important	4%	2%	1%	1%
Not important.....	1%	2%	—	1%
No opinion	*	1%	—	—
l. Responding to disasters in other countries				
Very important.....	20%	29%	44%	47%
Important	40%	35%	42%	37%
Somewhat important	29%	26%	11%	13%
Only a little important	6%	5%	2%	2%
Not important.....	4%	4%	*	1%
No opinion	2%	1%	—	—
m. Supporting the long-term recovery of communities affected by disaster				
Very important.....	24%	26%	39%	43%
Important	42%	45%	36%	38%
Somewhat important	26%	21%	20%	12%
Only a little important	5%	5%	3%	5%
Not important.....	1%	2%	1%	1%
No opinion	2%	1%	*	1%

Note: Percentages may not add to 100 due to rounding

* = less than 0.5%; rounds to zero

— = zero (0.0); no cases in this category

+ = nonresponses of 10% or more on this question (reported percentages for all questions omit nonresponses)

n = number of respondents eligible to answer this question

◆ = percentages add to more than 100 because respondents could make more than one response

	Members	Elders	Pastors	Specialized Clergy
Q2. Before receiving this questionnaire, how familiar were you with Presbyterian Disaster Assistance (PDA)?				
Very familiar.....	5%	7%	41%	28%
Familiar.....	16%	25%	41%	39%
Somewhat familiar.....	25%	27%	14%	18%
Only a little familiar.....	19%	17%	3%	8%
Not familiar → Skip to Q5.....	34%	23%	1%	8%
Q3. How effective is PDA in:				
a. Advising congregations on how to respond effectively to disasters in their community?	n=183	n=315	n=419	n=202
Very effective.....	4%	6%	12%	14%
Effective.....	24%	23%	34%	29%
Somewhat effective.....	24%	24%	28%	22%
Only a little effective.....	6%	10%	10%	6%
Not effective.....	4%	4%	4%	2%
Don't know.....	38%	33%	13%	28%
b. Advising congregations that want to send volunteers to assist with disaster relief and recovery?	n=183	n=315	n=419	n=202
Very effective.....	6%	5%	20%	17%
Effective.....	23%	27%	35%	31%
Somewhat effective.....	23%	24%	26%	22%
Only a little effective.....	5%	10%	8%	5%
Not effective.....	2%	3%	3%	1%
Don't know.....	40%	31%	8%	26%
c. Advising presbyteries on how to respond effectively to disasters in their region?	n=183	n=315	n=419	n=202
Very effective.....	4%	4%	12%	16%
Effective.....	23%	23%	33%	31%
Somewhat effective.....	19%	22%	20%	15%
Only a little effective.....	8%	8%	7%	5%
Not effective.....	1%	3%	3%	1%
Don't know.....	45%	40%	24%	31%
d. Aiding refugees and other displaced persons?	n=183	n=315	n=419	n=202
Very effective.....	3%	4%	8%	7%
Effective.....	17%	19%	24%	23%
Somewhat effective.....	21%	21%	20%	18%
Only a little effective.....	7%	8%	7%	6%
Not effective.....	1%	4%	1%	2%
Don't know.....	51%	45%	41%	44%

Note: Percentages may not add to 100 due to rounding

* = less than 0.5%; rounds to zero

— = zero (0.0); no cases in this category

+ = nonresponses of 10% or more on this question (reported percentages for all questions omit nonresponses)

n = number of respondents eligible to answer this question

◆ = percentages add to more than 100 because respondents could make more than one response

	Members	Elders	Pastors	Specialized Clergy
Q3. How effective is PDA in:				
[Cont.]				
e. Educating the public about how long disaster recovery can take and how complex recovery can be?				
	n=183	n=315	n=419	n=202
Very effective	1%	3%	5%	6%
Effective	18%	15%	20%	16%
Somewhat effective	19%	23%	32%	32%
Only a little effective.....	10%	13%	14%	9%
Not effective	7%	6%	7%	4%
Don't know	45%	40%	22%	33%
f. Managing specialized volunteer teams that provide consultation, program design, and training in disaster assistance?				
	n=183	n=315	n=419	n=202
Very effective	3%	5%	15%	18%
Effective	22%	24%	33%	30%
Somewhat effective	19%	13%	19%	15%
Only a little effective.....	5%	6%	5%	4%
Not effective	3%	4%	2%	1%
Don't know	48%	47%	27%	33%
g. Managing volunteers and work teams at disaster sites?				
	n=183	n=315	n=419	n=202
Very effective	5%	9%	23%	22%
Effective	25%	25%	37%	33%
Somewhat effective	17%	13%	14%	11%
Only a little effective.....	3%	6%	3%	5%
Not effective	2%	3%	1%	1%
Don't know	48%	44%	21%	28%
h. Partnering with other organizations in disaster relief work and refugee aid?				
	n=183	n=315	n=419	n=202
Very effective	7%	9%	27%	22%
Effective	24%	30%	34%	36%
Somewhat effective	18%	15%	12%	14%
Only a little effective.....	3%	3%	3%	3%
Not effective	2%	2%	—	—
Don't know	47%	41%	24%	26%
i. Promoting refugee resettlement?				
	n=183	n=315	n=419	n=202
Very effective	2%	1%	5%	6%
Effective	10%	11%	18%	18%
Somewhat effective	24%	19%	18%	21%
Only a little effective.....	4%	6%	6%	5%
Not effective	2%	3%	2%	1%
Don't know	58%	59%	50%	50%

Note: Percentages may not add to 100 due to rounding

* = less than 0.5%; rounds to zero

— = zero (0.0); no cases in this category

+ = nonresponses of 10% or more on this question (reported percentages for all questions omit nonresponses)

n = number of respondents eligible to answer this question

◆ = percentages add to more than 100 because respondents could make more than one response

	Members	Elders	Pastors	Specialized Clergy
Q3. How effective is PDA in:				
[Cont.]				
j. Providing disaster preparedness training for presbyteries and synods?				
	n=183	n=315	n=419	n=202
Very effective	2%	3%	6%	6%
Effective	12%	11%	19%	19%
Somewhat effective	22%	21%	19%	25%
Only a little effective.....	7%	10%	11%	8%
Not effective	4%	4%	4%	2%
Don't know	54%	50%	40%	40%
k. Responding to disasters in the United States?				
	n=183	n=315	n=419	n=202
Very effective	12%	16%	34%	33%
Effective	30%	32%	43%	39%
Somewhat effective	18%	17%	12%	10%
Only a little effective.....	3%	6%	3%	2%
Not effective	2%	1%	—	—
Don't know	34%	28%	7%	16%
l. Responding to disasters in other countries?				
	n=183	n=315	n=419	n=202
Very effective	5%	10%	28%	27%
Effective	26%	29%	42%	34%
Somewhat effective	22%	20%	15%	17%
Only a little effective.....	3%	5%	3%	4%
Not effective	3%	2%	1%	—
Don't know	41%	33%	11%	18%
m. Supporting the long-term recovery of communities affected by disaster?				
	n=183	n=315	n=419	n=202
Very effective	6%	6%	19%	13%
Effective	18%	24%	31%	38%
Somewhat effective	20%	15%	20%	13%
Only a little effective.....	6%	6%	6%	6%
Not effective	2%	3%	2%	1%
Don't know	48%	45%	23%	29%
Q4. How much do you agree or disagree with each of the following statements?				
a. Funds given to PDA help provide a witness of God's love.				
	n=183	n=315	n=419	n=202
Strongly agree.....	39%	44%	66%	68%
Agree.....	43%	41%	27%	26%
Neutral or not sure.....	17%	14%	6%	6%
Disagree.....	1%	1%	1%	1%
Strongly disagree	1%	*	—	—

Note: Percentages may not add to 100 due to rounding

* = less than 0.5%; rounds to zero

— = zero (0.0); no cases in this category

+ = nonresponses of 10% or more on this question (reported percentages for all questions omit nonresponses)

n = number of respondents eligible to answer this question

◆ = percentages add to more than 100 because respondents could make more than one response

	Members	Elders	Pastors	Specialized Clergy
Q4. How much do you agree or disagree with each of the following statements? [Cont.]				
b. The percentage of funds given to PDA that PDA uses to pay administrative costs is low.				
	n=183	n=315	n=419	n=202
Strongly agree.....	8%	11%	24%	24%
Agree.....	15%	21%	27%	26%
Neutral or not sure.....	74%	65%	44%	49%
Disagree.....	1%	1%	3%	—
Strongly disagree.....	2%	1%	2%	2%
c. PDA uses funds given to PDA as the donors intended.				
	n=183	n=315	n=419	n=202
Strongly agree.....	12%	13%	33%	30%
Agree.....	27%	32%	36%	32%
Neutral or not sure.....	59%	52%	27%	35%
Disagree.....	1%	2%	3%	1%
Strongly disagree.....	2%	1%	2%	1%
d. The work of PDA promotes the PC(USA)'s identity.				
	n=183	n=315	n=419	n=202
Strongly agree.....	18%	25%	49%	46%
Agree.....	49%	47%	35%	36%
Neutral or not sure.....	29%	25%	11%	17%
Disagree.....	3%	2%	4%	1%
Strongly disagree.....	2%	1%	*	1%
Q5. During the past two years, have you connected with PDA in each of the following ways, and if so, how would you rate the experience?				
a. Contributed money to the One Great Hour of Sharing special offering				
Yes, I have and it was a positive experience.....	55%	63%	74%	68%
Yes, I have and it was a neutral experience.....	22%	25%	14%	12%
Yes, I have and it was a negative experience.....*	—	—	1%	1%
No, haven't done so or don't know.....	23%	12%	12%	20%
b. Contributed money to PDA with funds designated for disaster relief and recovery work related to a specific disaster				
Yes, I have and it was a positive experience.....	33%	40%	62%	54%
Yes, I have and it was a neutral experience.....	20%	18%	13%	10%
Yes, I have and it was a negative experience.....*	—	1%	1%	1%
No, haven't done so or don't know.....	46%	41%	24%	35%
c. Contributed money to PDA but not related to any specific disaster				
Yes, I have and it was a positive experience.....	11%	13%	18%	16%
Yes, I have and it was a neutral experience.....	16%	15%	12%	8%
Yes, I have and it was a negative experience.....	1%	1%	—	—
No, haven't done so or don't know.....	71%	72%	70%	76%

Note: Percentages may not add to 100 due to rounding

* = less than 0.5%; rounds to zero

— = zero (0.0); no cases in this category

+ = nonresponses of 10% or more on this question (reported percentages for all questions omit nonresponses)

n = number of respondents eligible to answer this question

◆ = percentages add to more than 100 because respondents could make more than one response

Q5. During the past two years, have you connected with PDA in each of the following ways, and if so, how would you [Cont.] rate the experience?

	Members	Elders	Pastors	Specialized Clergy
d. Contributed money to PDA in honor of, or in memory of, another person				
Yes, I have and it was a positive experience	6%	4%	3%	3%
Yes, I have and it was a neutral experience.....	6%	6%	4%	2%
Yes, I have and it was a negative experience.....	1%	1%	—	—
No, haven't done so or don't know	87%	89%	92%	95%
e. Contributed money to PDA in response to an alternative giving opportunity				
Yes, I have and it was a positive experience	8%	9%	12%	13%
Yes, I have and it was a neutral experience.....	9%	8%	6%	2%
Yes, I have and it was a negative experience.....	1%	1%	—	1%
No, haven't done so or don't know	82%	83%	81%	84%
f. Created one or more Gift of the Heart kits				
Yes, I have and it was a positive experience	6%	9%	20%	11%
Yes, I have and it was a neutral experience.....	3%	6%	4%	1%
Yes, I have and it was a negative experience.....	1%	1%	—	—
No, haven't done so or don't know	90%	85%	76%	88%
g. Read a PDA Rapid Information Network email bulletin				
Yes, I have and it was a positive experience	4%	7%	37%	26%
Yes, I have and it was a neutral experience.....	7%	6%	17%	11%
Yes, I have and it was a negative experience.....	2%	1%	*	1%
No, haven't done so or don't know	87%	87%	46%	62%
h. Read an issue of <i>Mission Mosaic</i> magazine				
Yes, I have and it was a positive experience	2%	6%	26%	15%
Yes, I have and it was a neutral experience.....	5%	4%	13%	11%
Yes, I have and it was a negative experience.....	1%	1%	1%	1%
No, haven't done so or don't know	91%	90%	60%	74%
i. Received disaster preparedness training from PDA				
Yes, I have and it was a positive experience	*	2%	8%	4%
Yes, I have and it was a neutral experience.....	1%	1%	4%	2%
Yes, I have and it was a negative experience.....	1%	1%	1%	1%
No, haven't done so or don't know	98%	97%	87%	94%
j. Talked or exchanged email with a member of the PDA Advisory Committee, PDA National Response Team, or PDA staff				
Yes, I have and it was a positive experience	3%	4%	23%	12%
Yes, I have and it was a neutral experience.....	1%	2%	5%	4%
Yes, I have and it was a negative experience.....	1%	1%	1%	1%
No, haven't done so or don't know	95%	93%	71%	82%

Note: Percentages may not add to 100 due to rounding

- * = less than 0.5%; rounds to zero
- = zero (0.0); no cases in this category
- + = nonresponses of 10% or more on this question (reported percentages for all questions omit nonresponses)
- n = number of respondents eligible to answer this question
- ◆ = percentages add to more than 100 because respondents could make more than one response

Q5. During the past two years, have you connected with PDA in each of the following ways, and if so, how would you [Cont.] rate the experience?

k. Viewed the NBC documentary *Coming Home: Hurricane Katrina Five Years Later*, produced by PDA

Yes, I have and it was a positive experience	12%	13%	20%	12%
Yes, I have and it was a neutral experience.....	6%	4%	2%	3%
Yes, I have and it was a negative experience.....	1%	1%	*	—
No, haven't done so or don't know	81%	82%	77%	85%

l. Viewed the ABC documentary *Kepulihan: Stories from the Tsunami*, produced by PDA

Yes, I have and it was a positive experience	4%	4%	4%	2%
Yes, I have and it was a neutral experience.....	3%	3%	2%	1%
Yes, I have and it was a negative experience.....	1%	1%	*	—
No, haven't done so or don't know	92%	92%	93%	97%

m. Visited the PDA website

Yes, I have and it was a positive experience	6%	8%	35%	25%
Yes, I have and it was a neutral experience.....	6%	7%	15%	6%
Yes, I have and it was a negative experience.....	*	1%	1%	1%
No, haven't done so or don't know	88%	84%	50%	68%

n. Volunteered at a PDA work site

Yes, I have and it was a positive experience	3%	5%	17%	9%
Yes, I have and it was a neutral experience.....	1%	1%	2%	2%
Yes, I have and it was a negative experience.....	*	*	1%	1%
No, haven't done so or don't know	96%	94%	80%	89%

If you have contributed money to PDA related to a specific disaster during the past *two years*, please continue with Q6. Otherwise, skip to Q8.

Q6. Within the past *two years*, for which *one* specific disaster did you *most recently* contribute to PDA?

	n=122	n=185	n=275	n=124
Haiti earthquake	◆, + 66%	◆, + 72%	◆, + 73%	◆, + 82%
Pakistan flooding.....	—	6%	8%	9%
Disaster in the United States.....	32%	25%	21%	15%
Other (please specify: _____).....	2%	5%	4%	2%
Don't know	10%	4%	4%	2%

Note: Percentages may not add to 100 due to rounding

* = less than 0.5%; rounds to zero

— = zero (0.0); no cases in this category

+ = nonresponses of 10% or more on this question (reported percentages for all questions omit nonresponses)

n = number of respondents eligible to answer this question

◆ = percentages add to more than 100 because respondents could make more than one response

	Members	Elders	Pastors	Specialized Clergy
Q7. Within the past <i>two years</i> , how much was your <i>most recent</i> contribution to PDA for a specific disaster? (Write <i>DK</i> if you don't know.) \$ _____	n=122	n=185	n=275	n=124
	+	+		
\$1-\$24.....	7%	7%	3%	7%
\$25-\$49.....	4%	7%	6%	7%
\$50-\$99.....	5%	10%	10%	11%
\$100-\$249.....	16%	18%	16%	21%
\$250-\$499.....	2%	2%	2%	5%
More than \$500.....	4%	5%	10%	9%
Don't know.....	62%	52%	54%	41%
Mean (excluding "don't know" responses).....	\$172	\$172	\$772	\$224
Median (excluding "don't know" responses).....	\$100	\$88	\$100	\$100
Q8. During the past <i>two years</i> , have you contributed money for disaster assistance or emergency relief to an organization outside of the PC(USA)?				
Yes.....	71%	70%	56%	56%
No.....	25%	24%	39%	40%
Don't know.....	4%	6%	4%	4%
Q8a. To which organization did you <i>most recently</i> contribute money for disaster or emergency relief?	n=183	n=265	n=231	n=119
	◆	◆	◆	◆
American Red Cross.....	40%	42%	19%	30%
Feed the Children.....	6%	5%	2%	3%
Operation Blessing.....	1%	1%	*	—
Salvation Army.....	46%	44%	21%	30%
Samaritan's Purse.....	10%	13%	23%	5%
Save the Children.....	2%	5%	1%	3%
World Vision.....	11%	9%	26%	17%
Relief agency of another denomination (or example, Catholic Relief Services or Lutheran World Relief).....	6%	4%	6%	10%
Other (please specify: _____).....	26%	22%	35%	38%
Don't know.....	3%	2%	1%	5%
Q8b. How much was your last contribution? (Write <i>DK</i> if you don't know.) \$ _____	n=183	n=265	n=231	n=119
	+	+	+	+
\$1-\$24.....	5%	6%	3%	6%
\$25-\$49.....	10%	10%	7%	10%
\$50-\$99.....	11%	9%	8%	11%
\$100-\$249.....	16%	14%	17%	20%
\$250-\$499.....	3%	2%	2%	4%
More than \$500.....	8%	12%	16%	7%
Don't know.....	48%	47%	47%	43%
Mean (excluding "don't know" responses).....	\$171	\$416	\$869	\$240
Median (excluding "don't know" responses).....	\$100	\$100	\$100	\$100

Note: Percentages may not add to 100 due to rounding

* = less than 0.5%; rounds to zero

— = zero (0.0); no cases in this category

+ = nonresponses of 10% or more on this question (reported percentages for all questions omit nonresponses)

n = number of respondents eligible to answer this question

◆ = percentages add to more than 100 because respondents could make more than one response

Please check here and skip to the top of page 4 if you are a *minister of the Word and Sacrament* who is *not* involved in a PC(USA) congregation.

Checked	6%	34%
Not checked	94%	66%

Q9. During the past two years, has your congregation or a group in your congregation done each of the following and, if so, how would you rate the experience?

a. Received disaster assistance from PDA

	n=398	n=145		
Yes, we have and it was a positive experience	1%	1%	4%	3%
Yes, we have and it was a neutral experience.....	1%	1%	1%	1%
Yes, we have and it was a negative experience	—	—	*	1%
No, haven't done so or don't know	98%	98%	95%	96%

b. Sent a work team to help with PDA disaster recovery

	n=398	n=145		
Yes, we have and it was a positive experience	32%	25%	29%	34%
Yes, we have and it was a neutral experience.....	2%	2%	2%	2%
Yes, we have and it was a negative experience	—	*	*	1%
No, haven't done so or don't know	67%	73%	69%	62%

c. Viewed the documentary *Coming Home: Hurricane Katrina Five Years Later* on television or DVD

	n=398	n=145		
Yes, we have and it was a positive experience	7%	6%	9%	5%
Yes, we have and it was a neutral experience.....	4%	1%	2%	1%
Yes, we have and it was a negative experience	1%	—	*	—
No, haven't done so or don't know	88%	93%	89%	94%

d. Viewed the documentary *Kepulihan: Stories from the Tsunami* on television or DVD

	n=398	n=145		
Yes, we have and it was a positive experience	2%	2%	2%	2%
Yes, we have and it was a neutral experience.....	2%	*	1%	—
Yes, we have and it was a negative experience	*	—	*	—
No, haven't done so or don't know	96%	98%	97%	98%

Q10. Are you part of a class or small group in your congregation?

Yes.....	56%	68%	75%	50%
No → Skip to the top of page 4.....	44%	32%	25%	50%

Q11. During the next 12 months, how likely, in general, would your congregational class or group be to use a DVD about disaster relief, whether or not your class or group has already used *Coming Home* (free DVD) or *Kepulihan* (\$5 DVD)? (If you are part of more than one class or group, respond with reference to the class or group in which you are most active. Please check here and skip to the top of page 4 if your congregation does not have the equipment to screen DVDs.)

	n=147	n=255	n=291	n=70
Do not have equipment to screen DVDs (checked)	1%	2%	*	4%
Not checked	99%	98%	100%	96%

Note: Percentages may not add to 100 due to rounding

* = less than 0.5%; rounds to zero

— = zero (0.0); no cases in this category

+ = nonresponses of 10% or more on this question (reported percentages for all questions omit nonresponses)

n = number of respondents eligible to answer this question

◆ = percentages add to more than 100 because respondents could make more than one response

Q11. During the next 12 months, how likely, in general, would your congregational class or group be to use a DVD [Cont.] about disaster relief, whether or not your class or group has already used *Coming Home* (free DVD) or *Kepulihan* (\$5 DVD)? (If you are part of more than one class or group, respond with reference to the class or group in which you are most active. Please check here and skip to the top of page 4 if your congregation does not have the equipment to screen DVDs.)

	n=145	n=250	n=289	n=66
Very likely	12%	12%	17%	17%
Likely.....	17%	19%	22%	17%
Somewhat likely.....	21%	25%	25%	23%
Only a little likely.....	10%	13%	14%	17%
Not likely.....	24%	20%	18%	20%
Don't know	17%	12%	4%	8%

The PDA mission statement reads as follows: “Presbyterian Disaster Assistance enables congregations and mission partners of the Presbyterian Church (U.S.A.) to witness to the healing love of Christ through caring for communities adversely affected by crises and catastrophic events.”

If you are at least a little familiar with PDA, please continue with Q12. Otherwise, skip to Q13.

Q12. How faithful is PDA to this mission statement?	n=183	n=309	n=414	n=201
	+	+		
Very faithful.....	21%	26%	48%	45%
Faithful	46%	40%	37%	36%
Somewhat faithful	5%	7%	5%	4%
Only a little faithful	1%	1%	2%	1%
Not faithful.....	—	1%	1%	1%
No opinion or don't know.....	28%	25%	8%	14%

Q13. How well does the PDA mission statement fit what you believe PDA *should* be doing?

Excellent fit.....	26%	36%	57%	51%
Good fit.....	44%	44%	34%	33%
Fair fit.....	7%	6%	6%	6%
Poor fit.....*	—	1%	1%	1%
No opinion or don't know.....	22%	14%	2%	8%

Q14. How important is it for the PC(USA) to engage in the type of work, in general, that PDA currently does?

Very important	39%	46%	62%	64%
Important.....	35%	34%	28%	22%
Somewhat important.....	12%	8%	6%	7%
Only a little important.....	2%	1%	1%	1%
Not important.....	1%	1%	1%	1%
No opinion or don't know.....	12%	10%	3%	5%

Q15. Please use this space or another page for any additional comments.

[tabulated separately]

Response from:

Paper.....	66%	55%	44%	51%
Web	34%	45%	56%	49%

Note: Percentages may not add to 100 due to rounding

* = less than 0.5%; rounds to zero

— = zero (0.0); no cases in this category

+ = nonresponses of 10% or more on this question (reported percentages for all questions omit nonresponses)

n = number of respondents eligible to answer this question

◆ = percentages add to more than 100 because respondents could make more than one response