



The Sacraments The February 2009 Survey

Table of Contents

OVERVIEW i

HIGHLIGHTS iii

LORD’S SUPPER PRACTICES 1

 Most Recent Lord’s Supper Celebration 1

 Frequency of Lord’s Supper Celebrations..... 1

BELIEFS ABOUT THE LORD’S SUPPER..... 2

 Relevant Theological Themes 2

 Relevant Bible Passages 2

 Lord’s Supper Participation Without Baptism 3

 Theological Orientation and Support for the Participation in Lord’s Supper Celebrations of Persons
 Who Have Not Been Baptized 3

BAPTISM PRACTICES 4

 Panelists’ Baptisms..... 4

 Baptism Experiences of Presbyterians with Different Denominational Backgrounds 4

 Practices at Recent Baptisms 5

 Recent Adult Baptisms in Congregations Served by Pastors with Different Theological
 Orientations..... 5

BELIEFS ABOUT BAPTISM 6

 Preferred Baptism Schedule 6

 Relevant Theological Themes 6

 Relevant Bible Passages 6

Invitation to Christ Report..... 7

SURVEY QUESTIONS AND RESPONSES A-1



RESEARCH SERVICES
A Ministry of the General Assembly Mission Council
 Presbyterian Church (U.S.A.)
 100 Witherspoon Street
 Louisville, KY 40202

What is the Presbyterian Panel?

The Presbyterian Panel consists of three nationally representative samples of groups affiliated with the Presbyterian Church (U.S.A.): elders (lay leaders) currently serving on session, other members, and ministers of the Word and Sacrament. (The session is the governing body in Presbyterian congregations.) For analysis, ministers are split into two groups based on current call: *pastors*, serving congregations, and *specialized clergy*, serving elsewhere. New samples are drawn every three years. Panel surveys are conducted quarterly, primarily by mail but with an online completion option.

For more information on methods used to draw the samples, see the technical appendix in the *Religious and Demographic Profile of Presbyterians, 2008: Findings from the Initial Survey of the 2009-2011 Presbyterian Panel* (see next page for web availability and ordering information).

The Panel is maintained and directed by the office of Research Services of the Presbyterian Church (U.S.A.). The first Panel was created in 1973 to provide a means for informing leaders of the opinions and activities of the rank and file across the church. Survey topics and questions are usually developed at the request of, and in consultation with, staff or elected members of national church entities. However, ultimate decisions on content and the disposition of Panel data are those of Research Services. Standards developed by the American Association of Public Opinion Research guide Panel surveys.

Current Survey

The current survey is the second completed by the 2009-2011 Panel. Questionnaires were distributed on February 27, 2009. Most panelists received their copy by U.S. mail, but a subset (n = 711, or 21%) that had signed up for the service was notified via email. Non-respondents were sent a postcard reminder on April 1. Panelists who had received email notification about the survey but had not yet responded also received three email reminders, in late February and early March. Returns were accepted through May 27. Response rates for this survey are: members, 64%; elders, 71%; ministers, 75%. All panelists had the option of completing the survey on the web, and 12% of responding members, 16% of responding elders, 25% of responding pastors, and 22% of responding specialized clergy did so.

Sponsor and Topic

The questions were developed from a draft prepared by David Gambrell of the Theology and Worship staff of the PC(USA) General Assembly Mission Council's Theology Worship and Education ministry area.

This Report

The first half of this report uses text and graphics to summarize and explicate findings. A numerical summary of survey questions and responses follows with tables that display the percentage distribution of responses to every question for each of the four Panel groups. Results are subject to sampling and other errors. In general, differences of less than 8% are not statistically meaningful.

Some analyses in this report, including those using theological orientation (Figure 3, p. 3), rely on responses of panelists to the initial questionnaire they completed in the fall of 2008. For more information on this earlier survey and responses of panelists to these questions, see the *Religious and Demographic Profile of Presbyterians, 2008* (see next page for web availability and ordering information).

Suggested Citation

Research Services, Presbyterian Church (U.S.A.). *The Sacraments: The Report of the February 2009 Presbyterian Panel Survey*. Louisville, 2011.

OVERVIEW

Author Note

Perry Chang wrote this report and was assisted by the other staff members of the office of Research Services. Jack Marcum developed the questionnaire.

Staff of Research Services

Jack Marcum, Coordinator; Joelle Anderson; Deborah Bruce; Perry Chang; Hilary Harris; Rebecca Moody; Christy Riggs; Ida Smith-Williams.

Additional Copies

Additional copies of this *Report* may be purchased for \$10 from Presbyterian Distribution Services (PDS)—call 800-524-2612 and request item #02056-09302. This *Report* is also available on the web for free download in Adobe Acrobat format; go to www.pcusa.org/research/panel and click on the appropriate link. Copies of a four-page *Summary* of results are available for \$2 each directly from Research Services, or for free download from the same website. Call for information on quantity discounts on printed copies of either this *Report* or its *Summary* (888-728-7228, ext. 2040).

Profile Report

The *Religious and Demographic Profile of Presbyterians, 2008* is available for free download in Adobe Acrobat format on the web (www.pcusa.org/media/uploads/research/pdfs/fall08panel.pdf) or may be purchased for \$10 from PDS—call 800-524-2612 and request item #02056-09301.

Panel on the Web

A catalogue of *Summaries* and *Reports* of surveys since 1993 and a listing of all surveys since the first Panel was created in 1973 are available at the Presbyterian Church (U.S.A.) website: www.pcusa.org/research/panel.

Interested in Learning More about Your Congregation or Presbytery?

- ✓ **10-Year Trend Report for Congregations**—available for free: www.pcusa.org/tenyeartrends.
- ✓ **10-Year Trend Report for Presbyteries**—available for free: www.pcusa.org/tenyeartrends.
- ✓ **Neighborhood Demographic Report**—provides a quick look at the people who live in the area around your church, available for free: www.pcusa.org/research/demographics.
- ✓ Research Services can help you conduct a congregational survey. Call 888-728-7228, ext. 2040, and ask about the **U.S. Congregational Life Survey** or visit: www.USCongregations.org.
- ✓ **Research Strategies for Congregations** is a handbook filled with advice on different tools, such as congregational surveys, door-to-door canvassing in the community, and interviews with community leaders, that congregations can use to find about themselves and their community: www.pcusa.org/research-strategies.

HIGHLIGHTS

- ✓ At least seven in ten panelists in each group (members, 73%; elders, 85%; pastors, 94%; specialized clergy, 84%) attended a worship service in the last month that included celebration of the Lord's Supper (p. 1).
- ✓ The elements were distributed to worshipers where they were in a majority of the Lord's Supper celebrations in which panelists in each group most recently participated (p. 1).
- ✓ Bread was served in small pieces, broken before the service, in the most recent Lord's Supper celebration attended by almost two-thirds of members (66%), elders (64%), and pastors (62%) and 45% of specialized clergy (p. 1).
- ✓ Grape juice was served as the fruit of the vine in the most recent Lord's Supper celebration attended by almost all panelists (members, 98%; elders, 99%; pastors, 99%; specialized clergy, 94%) (p. 1).
- ✓ Three-quarters of panelists (members, 72%; elders, 78%; pastors, 75%; specialized clergy, 72%) are part of a congregation that celebrates the Lord's Supper once a month (p. 1).
- ✓ Smaller majorities of panelists in each group (members, 66%; elders, 72%; pastors, 59%; specialized clergy, 60%) would like their congregation to celebrate the Lord's Supper monthly (p. 1).
- ✓ Fewer than one in five panelists in each group (members, 6%; elders, 5%; pastors, 9%; specialized clergy, 16%) are part of a congregation that celebrates the Lord's Supper every week. One-third of ministers (pastors, 32%; specialized clergy, 32%)—but fewer members (8%) and elders (10%)—would like their congregation to have weekly Lord's Supper celebrations (p. 1).
- ✓ Remembrance of Jesus Christ is a *very significant* or *significant* theological theme for understanding the Lord's Supper for more than nine in ten panelists in each group (members, 96%; elders, 98%; pastors, 98%; specialized clergy, 96%) (p. 2).
- ✓ Do this in remembrance of me (Luke 22) is a *very significant* or *significant* Bible passage for understanding the Lord's Supper for more than nine in ten panelists in each group (members, 95%; elders, 98%; pastors, 99%; specialized clergy, 93%) (p. 2).
- ✓ Half or more of panelists in each group believe that, in general, children who have not been baptized (members, 50%; elders, 55%; pastors, 60%; specialized clergy, 58%) and adults who have not been baptized (60%; 63%; 59%; 61%) should *definitely* or *probably* be permitted to participate in Lord's Supper celebrations (p. 3).
- ✓ Majorities of panelists in each group (members, 54%; elders, 58%; pastors, 69%; specialized clergy, 64%) were baptized when they were infants (two years old or younger) (p. 4).
- ✓ Majorities of panelists in each group who witnessed or participated in at least one baptism at a PC(USA) congregation within the past two years report that the most recent ceremony involved only one baptism, of an infant, carried out by sprinkling from the hand (p. 5).
- ✓ Jesus' baptism by John (Matthew 3) is a *very significant* or *significant* Bible passage for understanding baptism for at least nine in ten panelists in each group (members, 90%; elders, 96%; pastors, 93%; specialized clergy, 94%) (p. 6).
- ✓ About half of pastors (47%) and one-third of specialized clergy (36%)—but only about one in five members (16%) and elders (22%)—are *very familiar*, *familiar*, or *a little familiar* with the 2006 PC(USA) report *Invitation to Christ: A Guide Sacramental Practices* (p. 7).

LORD'S SUPPER PRACTICES

Most Recent Lord's Supper Celebration

- ✓ At least seven in ten panelists in each group (members, 73%; elders, 85%; pastors, 94%; specialized clergy, 84%) attended a worship service in the last month that included celebration of the Lord's Supper.
- ✓ At the most recent Lord's Supper celebration in which panelists participated, the elements were served in one or both of these ways:
 - At services that three-quarters of members (75%), elders (74%), and pastors (73%) and half of specialized clergy (51%) attended, the elements were distributed to worshipers where they were.
 - At services that about one-third of members (31%) and elders (37%) and 57% of pastors and specialized clergy attended, individuals came to the Table for intinction or use of a common cup.
- ✓ The bread was served at the most recent Lord's Supper celebration panelists attended in one or both of these forms:
 - At services that around two-thirds of members (66%), elders (64%), and pastors (62%) and 45% of specialized clergy attended, the bread was served in small pieces, broken before the service.
 - At services that one-third of members (34%), two in five elders (41%), and about three in five pastors (64%) and specialized clergy (56%) attended, a whole loaf, broken during distribution, was used.
- ✓ The fruit of the vine was served at the most recent Lord's Supper in one or both of these forms:
 - In services that almost all panelists in each group (members, 98%; elders, 99%; pastors, 99%; specialized clergy, 94%) attended, grape juice was used.
 - In services that one in 20 members (5%), one in ten elders (9%) and pastors (10%), and one in five specialized clergy (20%) attended, wine was used.

Frequency of Lord's Supper Celebrations

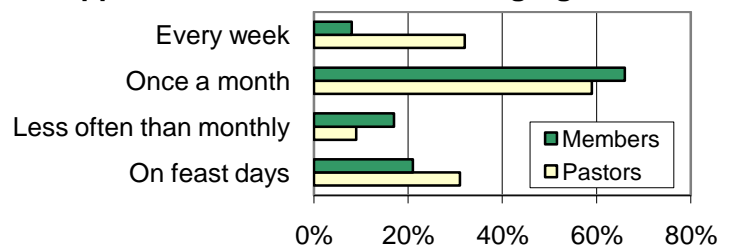
- ✓ Three-quarters of panelists (members, 72%; elders, 78%; pastors, 75%; specialized clergy, 72%) are part of a congregation that celebrates the Lord's Supper once a month.
- ✓ Fewer than one in five panelists in each group (members, 6%; elders, 5%; pastors, 9%; specialized clergy, 16%) are part of a congregation that celebrates the Lord's Supper every week.
- ✓ At least one in five panelists in each group (members, 22%; elders, 31%; pastors, 41%; specialized clergy, 22%) are part of a congregation that celebrates the Lord's Supper on special feast days (special days and seasons).

- ✓ Majorities of panelists in each group (members, 66%; elders, 72%; pastors, 59%; specialized clergy, 60%) would like their congregation to celebrate the Lord's Supper monthly.

- ✓ One-third of ministers (pastors, 32%; specialized clergy, 32%)—but fewer members (8%) and elders (10%)—would like their congregation to celebrate the Lord's Supper weekly.

- ✓ More members, elders, pastors, and specialized clergy who attend a congregation that celebrates the Lord's Supper every week than those whose congregation celebrates the Lord's Supper less frequently support celebrating it weekly.

Figure 1. Preferences for the Frequency of Lord's Supper Celebrations in Their Congregations



Note: Percentages add to more than 100% because panelists could check more than one response.

BELIEFS ABOUT THE LORD'S SUPPER

Relevant Theological Themes

- ✓ The following theological themes are *very significant* or *significant* for how at least seven in ten panelists in each group understand the Lord's Supper:
 - Remembrance of Jesus Christ (members, 96%; elders, 98%; pastors, 98%; specialized clergy, 96%).
 - Thanksgiving to God (89%; 92%; 95%; 93%).
 - Spiritual nourishment in Christ (80%; 85%; 92%; 83%).
 - Communion of the faithful (78%; 81%; 89%; 88%).
 - Invocation of the Holy Spirit (73%; 79%; 81%; 79%).
- ✓ More than seven in ten pastors and specialized clergy—but only about three in five members and elders—report that the following themes are *very significant* or *significant* for how they understand the Lord's Supper:
 - Meal of the covenant community (members, 58%; elders, 59%; pastors, 86%; specialized clergy, 84%).
 - Mystical presence of Christ (55%; 60%; 80%; 72%).
- ✓ Fewer panelists in each group report that the following themes are significant for their understanding of the Lord's Supper:
 - Sign and seal of the Word (members, 48%; elders, 55%; pastors, 75%; specialized clergy, 64%).
 - Renewal of baptism (44%; 48%; 49%; 41%).
 - Meal of the kingdom (42%; 46%; 74%; 66%).

Relevant Bible Passages

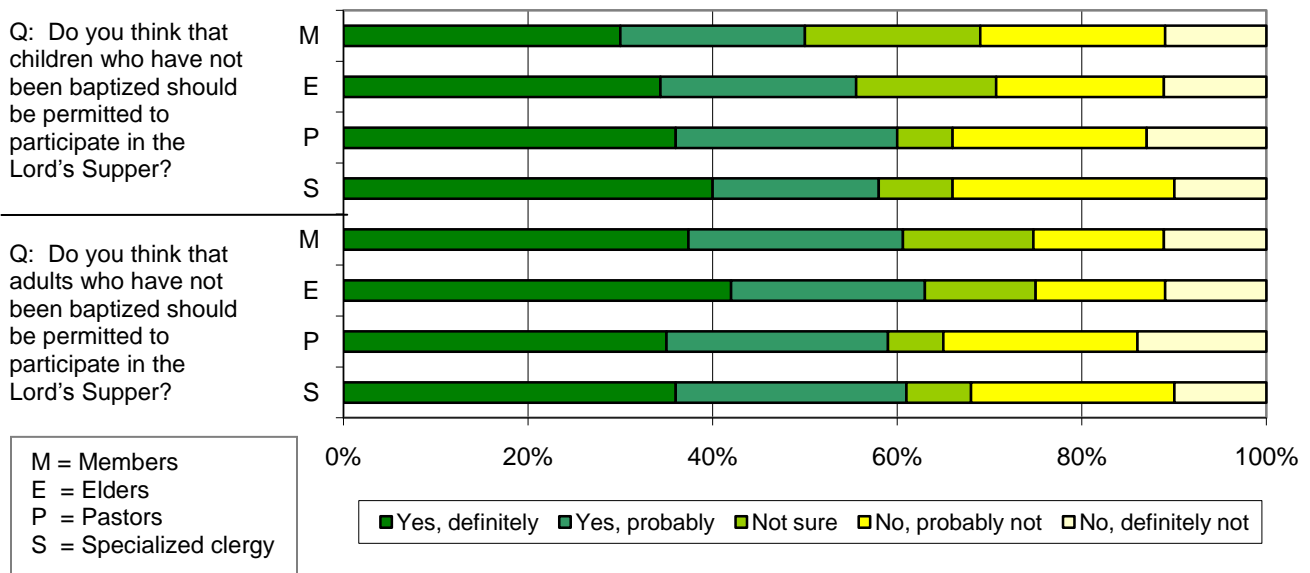
- ✓ The following Bible passages are *very significant* or *significant* for how half or more of panelists in each group understand the Lord's Supper:
 - Do this in remembrance of me (Luke 22) (members, 95%; elders, 98%; pastors, 99%; specialized clergy, 93%).
 - I am the bread of life (John 6) (89%; 90%; 93%; 87%).
 - As often as you eat this bread (I Corinthians 11) (88%; 92%; 96%; 93%).
 - I am the vine; you are the branches (John 15) (73%; 76%; 82%; 78%).
 - Commandment to love one another (John 13) (67%; 65%; 72%; 71%).
 - The Passover meal in Exodus (Exodus 12) (50%; 54%; 69%; 65%).
- ✓ Majorities of panelists in at least one but not all groups report that the following Bible passages are *very significant* or *significant* for how they understand the Lord's Supper:
 - You prepare a table before me (Psalm 23) (members, 67%; elders, 68%; pastors, 48%; specialized clergy, 45%).
 - The feeding of the multitude (Matthews 14) (51%; 49%; 51%; 46%).
 - Our paschal lamb, Christ (1 Corinthians 5) (36%; 40%; 61%; 46%).
 - The early church after Pentecost (Acts 2) (32%; 36%; 54%; 47%).
 - The road to Emmaus (Luke 24) (31%; 34%; 66%; 58%).
- ✓ Only minorities of panelists in each group report that the following Bible passages are *very significant* or *significant* for how they understand the Lord's Supper:
 - Manna in the wilderness (Exodus 16) (members, 35%; elders, 36%; pastors, 49%; specialized clergy, 45%).
 - Breakfast beside the sea (John 21) (29%; 29%; 42%; 39%).
 - The marriage supper of the Lamb (Revelation 19) (27%; 28%; 43%; 34%).
 - The wedding at Cana (John 2) (25%; 27%; 25%; 27%).
 - The endtimes banquet (Isaiah 25) (25%; 25%; 47%; 40%).

BELIEFS ABOUT THE LORD'S SUPPER

Lord's Supper Participation Without Baptism

- ✓ Half or more of panelists in each group (members, 50%; elders, 55%; pastors, 60%; specialized clergy, 58%) believe that children who have not been baptized should *definitely* or *probably* be permitted to participate in Lord's Supper celebrations.
- ✓ Three in five panelists (members, 60%; elders, 63%; pastors, 59%; specialized clergy, 61%) think that adults who have not been baptized should *definitely* or *probably* be allowed to join in Lord's Supper celebrations.

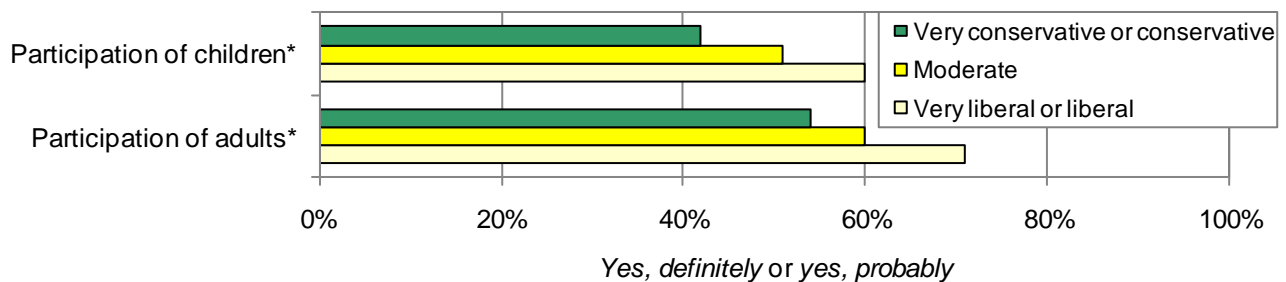
Figure 2. Opinions About Baptism as a Prerequisite for Participation in the Lord's Supper



Theological Orientation and Support for the Participation in Lord's Supper Celebrations of Persons Who Have Not Been Baptized

Theologically liberal panelists in all four Panel groups are supportive in larger proportions than other Presbyterians of permitting children and adults who have not been baptized to participate in Lord's Supper celebrations. (Figure 3 illustrates this for members.)

Figure 3. Members' Support for Permitting Persons Who Have Not Been Baptized to Participate in the Lord's Supper Celebration, by Theological Orientation



*Statistically significant difference ($p < .01$)

BAPTISM PRACTICES

Panelists' Baptisms

- ✓ Majorities of panelists in each group were baptized when they were two years old or younger, with the rest baptized at a variety of other ages:
 - At age 2 or younger (members, 54%; elders, 58%; pastors, 69%; specialized clergy, 64%).
 - Ages 3 through 7 (7%; 5%; 5%; 4%).
 - Ages 8 through 12 (18%; 18%; 11%; 15%).
 - Ages 13 through 17 (8%; 7%; 8%; 12%).
 - As an adult (10%; 8%; 5%; 4%).

- ✓ A few panelists were baptized more than once (members, 3%; elders, 4%; pastors, 2%; specialized clergy, 2%) or have not been baptized (1%; 0.1%; 0.1%; 0%). (All panelists should have been baptized since the *Book of Order* restricts active church membership and the privilege of serving as a church officer to people who have been baptized (see G-5.0202).)

- ✓ Large majorities of panelists in each group (members, 74%; elders, 74%; pastors, 82%; specialized clergy, 82%) were baptized by sprinkling from the hand. About one in eight (15%; 15%; 13%; 12%) were baptized by immersion in a pool. Very few (4%; 4%; 2%; 3%) were baptized by pouring from a vessel.

- ✓ Four in nine members (43%) and elders (45%) and three in five ministers (pastors, 59%; specialized clergy, 59%) were baptized in a Presbyterian church.

- ✓ Among those baptized in non-Presbyterian churches, at least one in twelve in each group were baptized in:
 - A Methodist church (members, 24%; elders, 27%; pastors, 22%; specialized clergy, 23%).
 - A Baptist church (16%; 21%; 16%; 16%).
 - A Roman Catholic church (13%; 14%; 12%; 9%).

Baptism Experiences of Presbyterians with Different Denominational Backgrounds

Presbyterians raised or baptized in churches of different denominations report different baptism experiences. More members, elders, pastors, and specialized clergy who were raised or baptized in a Baptist church were baptized as an older child (ages 8-12) and were baptized by immersion in a pool. More panelists in each group who were raised or baptized in a Presbyterian, Methodist, or Catholic church were baptized as an infant and were baptized by sprinkling from the hand. More panelists in each group who were raised or baptized in a Catholic church were baptized by pouring from a vessel. (Table 1 provides more information about members' age of baptism.)

Table 1
Age of Members' Baptism, by Denomination in Which Baptized*

	Presby- terian	Baptist	Methodist	Roman Catholic
Baptized as an infant (2 years old or younger).....	59%	2%	51%	95%
Baptized as a young child (3-7 years old)	7%	4%	10%	0%
Baptized as an older child (8-12 years old)	11%	57%	24%	2%
Baptized as an adolescent (13-17 years old)	7%	26%	4%	0%
Baptized as an adult (18 years old or older).....	16%	8%	7%	2%
More than one option selected.....	1%	2%	4%	0%

*Statistically significant difference (p < .001)

BAPTISM PRACTICES

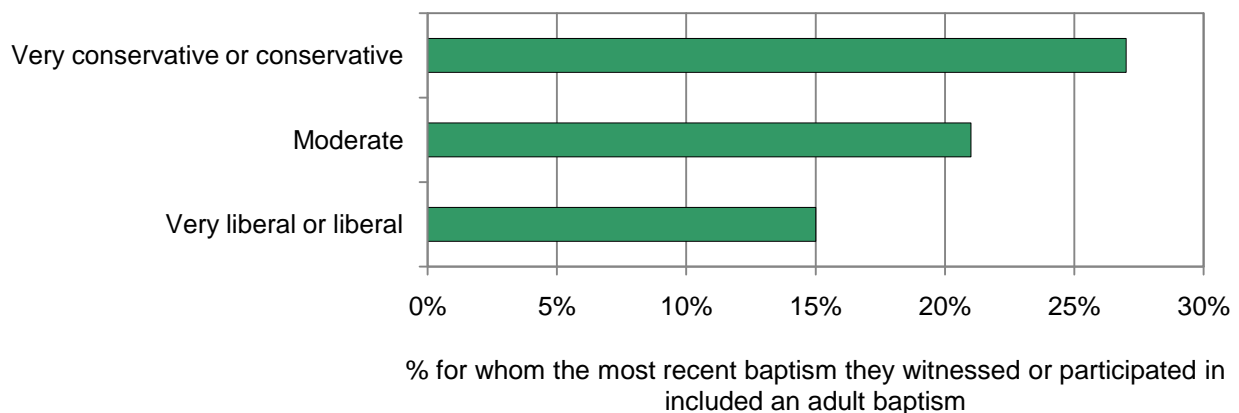
Practices at Recent Baptisms

- ✓ Most panelists (members, 89%; elders, 94%; pastors, 96%; specialized clergy, 86%) witnessed or participated in a baptism in a PC(USA) congregation within the past two years.
- ✓ Majorities of these baptisms involved the baptism of one person, with one in five involving two people:
 - One person (members, 68%; elders, 73%; pastors, 69%; specialized clergy, 69%).
 - Two people (19%; 17%; 19%; 20%).
 - Three or four people (10%; 8%; 8%; 7%).
 - Five or more people (2%; 2%; 4%; 4%).
- ✓ Sprinkling of water from the hand was the means used in at least nine in ten of the most recent baptisms panelists witnessed (members, 94%; elders, 95%; pastors, 91%; specialized clergy, 90%).
- ✓ In the baptisms panelists witnessed or participated in most recently, those baptized included:
 - An infant age 2 or younger (members, 87%; elders, 81%; pastors, 75%; specialized clergy, 84%).
 - A child between ages 3 and 7 (11%; 9%; 12%; 15%).
 - A child between ages 8 and 12 (4%; 7%; 7%; 4%).
 - A child between ages 13 and 17 (4%; 5%; 8%; 6%).
 - An adult (14%; 18%; 22%; 20%).

Recent Adult Baptisms in Congregations Served by Pastors with Different Theological Orientations

Significantly more of the theologically conservative pastors than of the theologically liberal or moderate pastors report that the most recent baptism in their congregation included an adult baptism. One-quarter of theologically *very conservative* or *conservative* pastors (27%)—but only one in five theologically *moderate* pastors (21%) and 15% of theologically *very liberal* or *liberal* pastors—report that those baptized at their congregation’s most recent baptism included at least one adult. Theologically conservative pastors may do more to encourage members to reach out to non-Christians in their midst and to help equip people in their congregation to do so, and may themselves be more involved in evangelism and outreach. In addition, more congregations that do these sorts of things may call a theologically conservative pastor.

Figure 4. Adults Baptisms as Part of Recent Baptisms by Pastor’s Theological Orientation (Pastors’ Responses)*



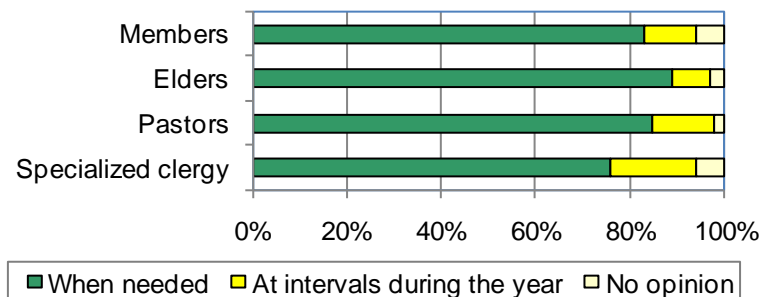
*Statistically significant difference (p < .01)

BELIEFS ABOUT BAPTISM

Preferred Baptism Schedule

- ✓ At least three-quarters of panelists in each group (members, 83%; elders, 88%; pastors, 85%; specialized clergy, 76%) prefer that congregations schedule baptisms whenever they are needed.
- ✓ Many fewer (members, 11%; elders, 8%; pastors, 13%; specialized clergy, 18%) prefer baptisms to be scheduled at regular intervals.

Figure 5. Preferences for Scheduling Baptisms



- ✓ Panelists who prefer that congregations schedule baptisms at regular intervals during the year favor various schedules:
 - No more often than once a month (members, 58%; elders, 48%; pastors, 62%; specialized clergy, 32%).
 - No more often than every six weeks (17%; 27%; 5%; 26%).
 - No more often than quarterly (11%; 13%; 14%; 21%).
 - Less than quarterly but more than once a year (3%; 3%; 6%; 5%).
 - Only once a year (2%; 5%; 5%; 10%).
 - Only on feast days (special days and seasons) (0%; 2%; 5%; 10%).

Relevant Theological Themes

- ✓ Three of eight theological themes listed are *very significant* or *significant* for understanding baptism for four in five or more panelists in each group:
 - The gift of the Holy Spirit (members, 83%; elders, 88%; pastors, 89%; specialized clergy, 82%).
 - Incorporation into the body of Christ (81%; 85%; 97%; 94%).
 - Entry into covenant community or relationship (80%; 85%; 96%; 96%).
- ✓ About three-quarters of members (73%), elders (78%), and pastors (77%) and three in five specialized clergy (62%) report that the theme of conversion, pardon, and cleansing is *very significant* or *significant* for how they understand baptism.
- ✓ Participation in Christ's death and resurrection is a *very significant* or *significant* theme for understanding baptism for nine in ten pastors (90%) and somewhat fewer members (67%), elders (74%), and specialized clergy (83%).
- ✓ Two theological themes are *very significant* or *significant* for understanding baptism for more than seven in ten ministers but somewhat fewer members and elders:
 - Sign and seal of the Word (members, 60%; elders, 66%; pastors, 83%; specialized clergy, 75%).
 - The sign of the Kingdom (52%; 59%; 82%; 72%).
- ✓ Source of ministry, discipleship, or vocation is a *very significant* or *significant* theme for understanding baptism among a majority of ministers (pastors, 66%; specialized clergy, 60%) but somewhat fewer members (48%) and elders (49%).

Relevant Bible Passages

- ✓ Only 2 of 17 listed Bible passages are *very significant* or *significant* for understanding baptism for at least four in five panelists in each group:
 - Jesus' baptism by John (Matthews 3) (members, 90%; elders, 96%; pastors, 93%; specialized clergy, 94%).
 - One Lord, one faith, one baptism (Ephesians 4) (80%; 84%; 93%; 93%).

BELIEFS ABOUT BAPTISM

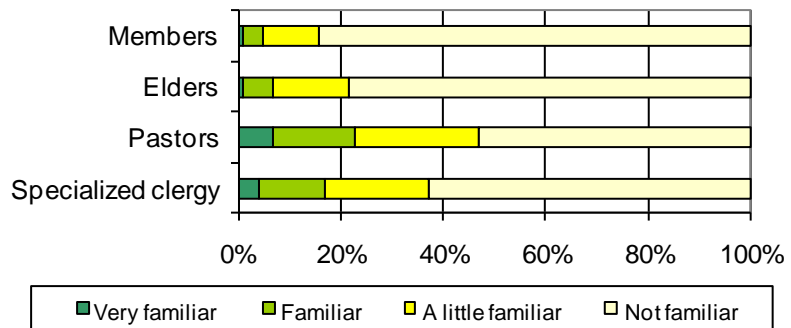
Relevant Bible Passages (cont.)

- ✓ Go and make disciples of all nations (Matthew 28) is a Bible passage that is *very significant* or *significant* for understanding baptism for nine in ten pastors (91%) and about seven in ten members (70%), elders (73%), and specialized clergy (71%).
- ✓ Between half and three-quarters of panelists in each group report that the following Bible passages are *very significant* or *significant* for how they understand baptism:
 - Jesus welcomes the little children (Matthew 19) (members, 72%; elders, 73%; pastors, 72%; specialized clergy, 63%).
 - The gift of the Spirit at Pentecost (Acts 2) (55%; 59%; 74%; 65%).
- ✓ The following Bible passages are *very significant* or *significant* for understanding baptism for majorities of at least one but not all groups:
 - There is neither Jew nor Greek (Galatians 3) (members, 45%; elders, 48%; pastors, 72%; specialized clergy, 72%).
 - We have been buried with Christ (Romans 6) (39%; 46%; 79%; 69%).
 - You are a royal priesthood (I Peter 2) (36%; 43%; 63%; 54%).
 - Philip and the Ethiopian eunuch (Acts 8) (26%; 32%; 54%; 41%).
- ✓ Only minorities of panelists in each group report the following Bible passages are *very significant* or *significant* for how they understand baptism:
 - Jesus and the woman at the well (John 4) (members, 47%; elders, 47%; pastors, 42%; specialized clergy, 42%).
 - Come to the waters (Isaiah 55) (39%; 42%; 45%; 48%).
 - The river of life (Ezekial 47, Revelation 27) (36%; 39%; 38%; 38%).
 - The creation of the world (Genesis 1-2) (35%; 34%; 43%; 45%).
 - The flood in Genesis (Genesis 6-9) (31%; 28%; 33%; 28%).
 - Crossing the Red Sea (Exodus 14) (29%; 28%; 44%; 34%).
 - Crossing the Jordan (Joshua 3) (26%; 24%; 34%; 29%).
 - The healing of Naaman (2 Kings 5) (20%; 23%; 23%; 18%).

Invitation to Christ Report

- ✓ Almost half of pastors (47%) and one-third of specialized clergy (36%)—but only about one in five members (16%) and elders (22%)—are *very familiar, familiar, or a little familiar* with the 2006 report *Invitation to Christ: A Guide to Sacramental Practices*, which is on the web at gamc.pcusa.org/ministries/sacraments.

Figure 6. Familiarity with the *Invitation to Christ* Report



- ✓ Of those who are at least *a little familiar* with the *Invitation to Christ* report, about one-quarter in each Panel group (members, 23%; elders, 20%; pastors, 29%; specialized clergy, 24%) have used it in personal study.
- ✓ Of those familiar with the report, about one in six in each group (members, 17%; elders, 22%; pastors, 18%; specialized clergy, 14%) have used it in teaching or discussion groups.
- ✓ Among panelists who are familiar with the report, one-quarter of ministers (pastors, 25%; specialized clergy, 28%)—but only 14% of members and 15% of elders—have visited the *Invitation to Christ* website.

THE PRESBYTERIAN PANEL
THE SACRAMENTS
FEBRUARY 2009
SURVEY QUESTIONS AND RESPONSES

	Members	Elders	Ministers
Number of questionnaires mailed.....	904	1,092	1,450
Number of questionnaires returned.....	578	779	1,087 ‡
Percent returned.....	64%	71%	75%
‡ 741 pastors; 346 specialized clergy; 6 could not be classified			

Members Elders Pastors Specialized
Clergy

Part 1: Practice of the Lord's Supper

Q1.	How recently did you attend a worship service that included celebration of the Lord's Supper?			
	Within the last month.....	73%	85%	94%
	Around 1 month ago.....	11%	9%	3%
	2-3 months ago.....	10%	5%	4%
	4-6 months ago.....	1%	*	*
	More than 6 months ago.....	5%	*	—
	Never [<i>Skip to Q4 of this section</i>].....	—	*	—
Q2.	How were the elements served? (Check <i>all</i> that apply.)	n=578	n=777	n=741
	Individuals came to the Table for intinction or a common cup.....	31%	37%	57%
	Those serving distributed the elements to worshipers where they were.....	75%	74%	73%
	Other (please specify):.....	2%	1%	4%
	Don't remember.....	*	*	*
Q3.	What form of . . . (Check <i>all</i> that apply <i>for both</i> a. and b.)	n=578	n=777	n=741
	a. Bread was used?	♦	♦	♦
	A whole loaf, broken during distribution.....	34%	41%	64%
	Small pieces, broken before the service.....	66%	64%	62%
	Wafers.....	11%	12%	12%
	Other (please specify):.....	3%	5%	7%
	Don't remember.....	—	—	—
	b. Fruit of the vine was used?	♦	♦	♦
	Grape juice.....	98%	99%	99%
	Wine.....	5%	9%	10%
	Other (please specify):.....	*	*	1%
	Don't remember.....	*	*	—

Note: Percentages may not add to 100 due to rounding

* = less than 0.5%; rounds to zero

— = zero (0.0); no cases in this category

+ = nonresponses of 10% or more for this sample on this question

n = number of respondents eligible to answer this question

♦ = percentages may add to more than 100 because respondents could make more than one response

[vol.] = volunteered response

	Members	Elders	Pastors	Specialized Clergy
Q4. Concerning the Lord's Supper, how often . . . (Check <i>all</i> that apply <i>for both</i> a. and b.)				
a. Is it celebrated in your congregation?	◆	◆	◆	◆
Every week	6%	5%	9%	16%
Once a month.....	72%	78%	75%	72%
Every six weeks	8%	6%	8%	3%
Quarterly.....	10%	10%	9%	10%
Less often than quarterly	1%	*	*	1%
On feast days (Special Days and Seasons)	22%	31%	41%	22%
Never	—	—	—	—
Don't know	4%	*	*	2%
b. Would you like it celebrated in your congregation?	◆	◆	◆	◆
Every week	8%	10%	32%	32%
Once a month.....	66%	72%	59%	60%
Every six weeks	5%	5%	5%	3%
Quarterly.....	12%	11%	4%	4%
Less often than quarterly	*	*	—	—
On feast days (Special Days and Seasons)	21%	30%	31%	21%
Never	*	—	—	*
No opinion.....	7%	3%	1%	3%

Part 2: Beliefs about the Lord's Supper

Q1. How significant is each of these theological themes in your own personal understanding of the Lord's Supper?

a. Thanksgiving to God

Very significant	62%	66%	75%	71%
Significant.....	27%	26%	20%	22%
Somewhat significant	5%	5%	4%	5%
Not too significant	2%	2%	1%	1%
Not at all significant	1%	*	*	1%
No opinion	2%	1%	—	—
Not familiar with theme.....	1%	1%	—	—

b. Remembrance of Jesus Christ

Very significant	82%	89%	86%	81%
Significant.....	14%	9%	12%	15%
Somewhat significant	2%	2%	2%	2%
Not too significant	1%	*	*	1%
Not at all significant	*	*	—	—
No opinion	1%	*	—	—
Not familiar with theme.....	*	—	—	—

Note: Percentages may not add to 100 due to rounding

* = less than 0.5%; rounds to zero

— = zero (0.0); no cases in this category

+ = nonresponses of 10% or more for this sample on this question

n = number of respondents eligible to answer this question

◆ = percentages may add to more than 100 because respondents could make more than one response

[vol.] = volunteered response

	Members	Elders	Pastors	Specialized Clergy
Q1. How significant is each of these theological themes in your own personal understanding of the Lord's Supper?				
[Cont.]				
c. Invocation of the Holy Spirit				
Very significant	44%	47%	53%	48%
Significant.....	29%	32%	28%	31%
Somewhat significant	13%	13%	13%	14%
Not too significant	6%	4%	5%	3%
Not at all significant	1%	1%	*	3%
No opinion	4%	2%	*	1%
Not familiar with theme.....	3%	1%	*	—
d. Communion of the faithful				
Very significant	46%	50%	61%	60%
Significant.....	32%	31%	27%	28%
Somewhat significant	13%	12%	9%	9%
Not too significant	4%	3%	2%	3%
Not at all significant	1%	1%	1%	*
No opinion	3%	2%	*	1%
Not familiar with theme.....	2%	2%	—	*
e. Meal of the Kingdom				
Very significant	20%	26%	47%	37%
Significant.....	22%	20%	27%	29%
Somewhat significant	18%	19%	16%	18%
Not too significant	12%	10%	6%	10%
Not at all significant	4%	4%	2%	3%
No opinion	7%	4%	1%	2%
Not familiar with theme.....	17%	16%	1%	2%
f. Sign and seal of the Word				
Very significant	26%	31%	45%	35%
Significant.....	22%	24%	30%	29%
Somewhat significant	16%	18%	15%	21%
Not too significant	11%	8%	7%	10%
Not at all significant	4%	3%	1%	4%
No opinion	7%	4%	1%	1%
Not familiar with theme.....	14%	12%	1%	1%

Note: Percentages may not add to 100 due to rounding

* = less than 0.5%; rounds to zero

— = zero (0.0); no cases in this category

+ = nonresponses of 10% or more for this sample on this question

n = number of respondents eligible to answer this question

◆ = percentages may add to more than 100 because respondents could make more than one response

[vol.] = volunteered response

	Members	Elders	Pastors	Specialized Clergy
Q1. How significant is each of these theological themes in your own personal understanding of the Lord's Supper?				
[Cont.]				
g. Meal of the covenant community				
Very significant	30%	35%	56%	55%
Significant.....	28%	24%	30%	29%
Somewhat significant	18%	20%	10%	10%
Not too significant	8%	5%	3%	5%
Not at all significant	2%	2%	1%	2%
No opinion	5%	4%	*	—
Not familiar with theme.....	10%	10%	*	*
h. Renewal of baptism				
Very significant	22%	24%	21%	18%
Significant.....	22%	24%	28%	23%
Somewhat significant	17%	22%	24%	30%
Not too significant	14%	13%	19%	18%
Not at all significant	10%	9%	7%	9%
No opinion	8%	4%	*	2%
Not familiar with theme.....	7%	5%	1%	1%
i. Spiritual nourishment in Christ				
	+			
Very significant	57%	62%	72%	62%
Significant.....	23%	23%	20%	21%
Somewhat significant	10%	8%	6%	9%
Not too significant	3%	3%	1%	5%
Not at all significant	2%	1%	*	2%
No opinion	3%	2%	*	1%
Not familiar with theme.....	2%	1%	—	—
j. Mystical presence of Christ				
Very significant	32%	36%	54%	50%
Significant.....	23%	24%	26%	22%
Somewhat significant	13%	13%	12%	14%
Not too significant	10%	8%	6%	7%
Not at all significant	8%	7%	2%	6%
No opinion	8%	6%	1%	2%
Not familiar with theme.....	7%	6%	*	—

Note: Percentages may not add to 100 due to rounding

* = less than 0.5%; rounds to zero

— = zero (0.0); no cases in this category

+ = nonresponses of 10% or more for this sample on this question

n = number of respondents eligible to answer this question

◆ = percentages may add to more than 100 because respondents could make more than one response

[vol.] = volunteered response

Q2. How significant is each of these Bible passages for your own personal understanding of the Lord's Supper?

a. The Passover meal in Exodus (Exodus 12)

	+			
Very significant	23%	26%	36%	29%
Significant.....	27%	28%	33%	36%
Somewhat significant	22%	22%	21%	22%
Not too significant	14%	15%	8%	9%
Not at all significant	6%	6%	1%	4%
Not familiar with passage	8%	3%	—	—

b. Manna in the wilderness (Exodus 16)

	+			
Very significant	10%	12%	17%	16%
Significant.....	25%	24%	32%	29%
Somewhat significant	26%	30%	33%	31%
Not too significant	20%	21%	16%	17%
Not at all significant	10%	9%	2%	6%
Not familiar with passage	9%	4%	—	—

c. You prepare a table before me (Psalm 23)

Very significant	36%	39%	21%	22%
Significant.....	31%	29%	27%	23%
Somewhat significant	15%	18%	31%	32%
Not too significant	9%	7%	17%	18%
Not at all significant	4%	4%	3%	5%
Not familiar with passage	5%	3%	—	—

d. The endtimes banquet (Isaiah 25)

	+			
Very significant	9%	10%	23%	18%
Significant.....	16%	15%	24%	22%
Somewhat significant	19%	21%	26%	25%
Not too significant	19%	23%	19%	23%
Not at all significant	12%	12%	6%	10%
Not familiar with passage	24%	20%	1%	1%

e. The wedding at Cana (John 2)

	+			
Very significant	8%	8%	6%	7%
Significant.....	17%	19%	19%	20%
Somewhat significant	23%	24%	31%	28%
Not too significant	23%	27%	34%	30%
Not at all significant	14%	14%	10%	15%
Not familiar with passage	14%	8%	—	—

Note: Percentages may not add to 100 due to rounding

* = less than 0.5%; rounds to zero

— = zero (0.0); no cases in this category

+ = nonresponses of 10% or more for this sample on this question

n = number of respondents eligible to answer this question

◆ = percentages may add to more than 100 because respondents could make more than one response

[vol.] = volunteered response

	Members	Elders	Pastors	Specialized Clergy
Q2. How significant is each of these Bible passages for your own personal understanding of the Lord's Supper?				
[Cont.]				
f. The feeding of the multitude (Matthew 14)				
	+			
Very significant	24%	22%	21%	18%
Significant.....	27%	27%	30%	28%
Somewhat significant	23%	23%	27%	26%
Not too significant	15%	16%	17%	20%
Not at all significant	7%	10%	5%	7%
Not familiar with passage	4%	2%	—	—
g. I am the bread of life (John 6)				
Very significant	64%	67%	69%	64%
Significant.....	25%	23%	24%	23%
Somewhat significant	6%	7%	6%	10%
Not too significant	2%	2%	1%	2%
Not at all significant	2%	1%	*	1%
Not familiar with passage	2%	*	—	—
h. I am the vine; you are the branches (John 15)				
	+			
Very significant	48%	50%	56%	55%
Significant.....	25%	26%	26%	23%
Somewhat significant	13%	13%	14%	14%
Not too significant	6%	6%	4%	5%
Not at all significant	4%	3%	1%	3%
Not familiar with passage	4%	1%	—	—
i. Do this in remembrance of me (Luke 22)				
Very significant	82%	88%	88%	79%
Significant.....	13%	10%	11%	14%
Somewhat significant	2%	2%	2%	5%
Not too significant	1%	1%	—	1%
Not at all significant	1%	*	—	1%
Not familiar with passage	1%	*	—	—
j. Commandment to love one another (John 13)				
	+			
Very significant	36%	35%	38%	37%
Significant.....	31%	30%	34%	34%
Somewhat significant	17%	20%	20%	20%
Not too significant	9%	9%	7%	7%
Not at all significant	4%	5%	1%	2%
Not familiar with passage	3%	1%	—	—

Note: Percentages may not add to 100 due to rounding

* = less than 0.5%; rounds to zero

— = zero (0.0); no cases in this category

+ = nonresponses of 10% or more for this sample on this question

n = number of respondents eligible to answer this question

◆ = percentages may add to more than 100 because respondents could make more than one response

[vol.] = volunteered response

	Members	Elders	Pastors	Specialized Clergy
Q2. How significant is each of these Bible passages for your own personal understanding of the Lord's Supper?				
[Cont.]				
k. The road to Emmaus (Luke 24)				
	+			
Very significant	12%	13%	36%	31%
Significant.....	19%	21%	30%	27%
Somewhat significant	20%	27%	20%	21%
Not too significant	21%	18%	12%	14%
Not at all significant	10%	10%	3%	6%
Not familiar with passage	18%	11%	—	—
l. Breakfast beside the sea (John 21)				
	+			
Very significant	8%	9%	15%	14%
Significant.....	21%	20%	27%	25%
Somewhat significant	22%	27%	32%	29%
Not too significant	21%	22%	20%	22%
Not at all significant	12%	12%	6%	10%
Not familiar with passage	16%	10%	—	*
m. The early church after Pentecost (Acts 2)				
	+			
Very significant	12%	14%	23%	18%
Significant.....	20%	22%	31%	29%
Somewhat significant	24%	27%	28%	32%
Not too significant	21%	17%	12%	15%
Not at all significant	8%	8%	5%	6%
Not familiar with passage	16%	11%	—	—
n. Our paschal lamb, Christ (I Corinthians 5)				
	+			
Very significant	17%	22%	34%	26%
Significant.....	19%	18%	27%	20%
Somewhat significant	16%	23%	22%	26%
Not too significant	16%	14%	13%	20%
Not at all significant	8%	8%	4%	8%
Not familiar with passage	22%	15%	*	1%
o. As often as you eat this bread (I Corinthians 11)				
Very significant	70%	76%	81%	78%
Significant.....	18%	16%	15%	15%
Somewhat significant	4%	4%	3%	6%
Not too significant	2%	1%	1%	1%
Not at all significant	1%	1%	*	*
Not familiar with passage	5%	2%	—	—

Note: Percentages may not add to 100 due to rounding

* = less than 0.5%; rounds to zero

— = zero (0.0); no cases in this category

+ = nonresponses of 10% or more for this sample on this question

n = number of respondents eligible to answer this question

◆ = percentages may add to more than 100 because respondents could make more than one response

[vol.] = volunteered response

	Members	Elders	Pastors	Specialized Clergy
Q2. How significant is each of these Bible passages for your own personal understanding of the Lord's Supper? [Cont.]				
p. The marriage supper of the Lamb (Revelation 19)				
	+			
Very significant	11%	12%	19%	17%
Significant.....	16%	16%	24%	17%
Somewhat significant	18%	23%	25%	22%
Not too significant	18%	19%	22%	25%
Not at all significant	10%	11%	9%	17%
Not familiar with passage	27%	20%	1%	2%

Part 3: Practice of Baptism

Q1. When were you baptized?				
As an infant (2 years or less)	54%	58%	69%	64%
As a young child (3-7 years).....	7%	5%	5%	4%
As an older child (8-12 years)	18%	18%	11%	15%
As an adolescent (13-17 years).....	8%	7%	8%	12%
As an adult (18 years or older)	10%	8%	5%	4%
Not baptized [<i>Skip to Q4 of this section</i>].....	1%	*	*	—
More than one option selected	3%	4%	2%	2%
Q2. In what way were you baptized?	n=571	n=777	n=736	n=346
By sprinkling from the hand	74%	74%	82%	82%
By pouring from a vessel.....	4%	4%	2%	3%
By immersion in a pool.....	15%	15%	13%	12%
Other (please specify):.....	1%	1%	*	1%
Don't know	5%	6%	3%	2%
More than one option selected	1%	*	*	*
Q3. Were you baptized in a Presbyterian church or in another church?	n=571	n=777	n=736	n=346
Presbyterian	43%	45%	59%	59%
Other church or faith group	55%	52%	40%	40%
Don't know	1%	1%	*	—
More than one option selected	1%	—	*	—

Note: Percentages may not add to 100 due to rounding

* = less than 0.5%; rounds to zero

— = zero (0.0); no cases in this category

+ = nonresponses of 10% or more for this sample on this question

n = number of respondents eligible to answer this question

◆ = percentages may add to more than 100 because respondents could make more than one response

[vol.] = volunteered response

	Members	Elders	Pastors	Specialized Clergy
Q3. Were you baptized in a Presbyterian church or in another church? [Cont.]				
[If "other church or faith group,"] Which one? _____ [coded from written responses]	n=315	n=409	n=298	n=140
Baptist.....	16%	21%	16%	16%
Disciples of Christ.....	4%	3%	1%	2%
Episcopalian.....	5%	4%	6%	6%
Lutheran.....	10%	8%	7%	13%
Methodist.....	24%	27%	22%	23%
Presbyterian.....	*	—	—	—
Other Presbyterian.....	1%	1%	*	1%
Reformed.....	1%	3%	6%	2%
Roman Catholic.....	13%	14%	12%	9%
United Church of Christ.....	9%	5%	8%	7%
Non-denominational.....	1%	1%	4%	2%
All other.....	17%	12%	16%	20%
Q4. Have you witnessed or participated in a baptism in a Presbyterian Church (U.S.A.) congregation within the past two years?				
Yes.....	89%	94%	96%	86%
No [<i>Skip to Q8 of this section</i>].....	11%	6%	4%	14%
Q5. At the most recent baptism you witnessed or participated in, how many people were baptized? (If you don't remember, check here: <input type="checkbox"/>)	n=513	n=726	n=712	n=297
Not checked.....	90%	95%	100%	94%
Checked.....	10%	5%	*	6%
[If not checked:]	n=459	n=692	n=709	n=280
One.....	68%	73%	69%	69%
Two.....	19%	17%	19%	20%
Three to four.....	10%	8%	8%	7%
Five or more.....	2%	2%	4%	4%
Q6. At the most recent baptism you witnessed or participated in, in which age group was the person(s) baptized? (Check <i>all</i> that apply.)	n=513	n=726	n=712	n=297
	◆	◆	◆	◆
An infant (2 years or less).....	87%	81%	75%	84%
A young child (3-7 years).....	11%	9%	12%	15%
An older child (8-12 years).....	4%	7%	7%	4%
An adolescent (13-17 years).....	4%	5%	8%	6%
An adult (18 years or older).....	14%	18%	22%	20%
Don't know or don't remember.....	2%	1%	—	—

Note: Percentages may not add to 100 due to rounding

* = less than 0.5%; rounds to zero

— = zero (0.0); no cases in this category

+ = nonresponses of 10% or more for this sample on this question

n = number of respondents eligible to answer this question

◆ = percentages may add to more than 100 because respondents could make more than one response

[vol.] = volunteered response

	Members	Elders	Pastors	Specialized Clergy
Q7. In what way was the water administered?	n=513	n=726	n=712	n=297
	◆	◆	◆	◆
By sprinkling from the hand	94%	94%	91%	90%
By pouring from a vessel.....	4%	3%	4%	5%
By immersion in a pool.....	1%	2%	1%	1%
Other (please specify):.....	*	*	2%	2%
Don't know	*	*	*	—
More than one option selected.....	*	1%	1%	2%
Q8. Ideally, would you like congregations to schedule baptisms whenever needed, even if it means they could occur on adjacent Sundays, or would you prefer them scheduled at intervals during the year? (Check <i>only one</i> .)				
Schedule when needed.....	83%	88%	85%	76%
Schedule at intervals throughout the year.....	11%	8%	13%	18%
No opinion	6%	3%	2%	6%
Q8a. [If “schedule at intervals throughout the year,”] How far apart should they take place, at a minimum? (Check <i>only one</i> .)				
	n=64	n=64	n=96	n=63
No more often than once a month.....	58%	48%	62%	32%
No more often than every six weeks.....	17%	27%	5%	26%
No more often than quarterly.....	11%	13%	14%	21%
Less than quarterly but more than once a year	3%	3%	6%	5%
Only once a year	2%	2%	1%	—
Only on Feast Days (Special Days and Seasons)	—	2%	5%	10%
No opinion	9%	5%	5%	6%

Part 4: Beliefs about Baptism

Q1. How significant is each of these theological themes in your own personal understanding of Baptism?

a. Participation in Christ's death and resurrection

Very significant	41%	47%	69%	63%
Significant.....	26%	27%	21%	20%
Somewhat significant	12%	11%	7%	10%
Not too significant	8%	7%	3%	4%
Not at all significant	5%	4%	*	3%
No opinion	4%	2%	—	1%
Not familiar with theme.....	4%	2%	—	—

Note: Percentages may not add to 100 due to rounding

* = less than 0.5%; rounds to zero

— = zero (0.0); no cases in this category

+ = nonresponses of 10% or more for this sample on this question

n = number of respondents eligible to answer this question

◆ = percentages may add to more than 100 because respondents could make more than one response

[vol.] = volunteered response

	Members	Elders	Pastors	Specialized Clergy
Q1. How significant is each of these theological themes in your own personal understanding of Baptism?				
[Cont.]				
b. Conversion, pardon, and cleansing				
Very significant	45%	52%	46%	35%
Significant.....	28%	26%	31%	27%
Somewhat significant	12%	12%	17%	22%
Not too significant	4%	6%	5%	10%
Not at all significant	4%	2%	1%	6%
No opinion	3%	1%	—	*
Not familiar with theme.....	3%	1%	—	—
c. The gift of the Holy Spirit				
Very significant	56%	64%	63%	54%
Significant.....	27%	24%	26%	28%
Somewhat significant	10%	7%	9%	12%
Not too significant	2%	2%	2%	4%
Not at all significant	1%	2%	1%	2%
No opinion	3%	1%	—	*
Not familiar with theme.....	2%	*	—	—
d. Incorporation into the body of Christ				
Very significant	53%	64%	84%	79%
Significant.....	28%	21%	13%	15%
Somewhat significant	7%	8%	2%	4%
Not too significant	3%	2%	*	1%
Not at all significant	2%	1%	*	1%
No opinion	4%	2%	—	1%
Not familiar with theme.....	2%	1%	—	—
e. The sign of the Kingdom				
Very significant	24%	30%	45%	35%
Significant.....	28%	29%	37%	37%
Somewhat significant	20%	18%	14%	18%
Not too significant	8%	9%	3%	6%
Not at all significant	3%	3%	1%	4%
No opinion	7%	4%	*	—
Not familiar with theme.....	10%	7%	*	—

Note: Percentages may not add to 100 due to rounding

* = less than 0.5%; rounds to zero

— = zero (0.0); no cases in this category

+ = nonresponses of 10% or more for this sample on this question

n = number of respondents eligible to answer this question

◆ = percentages may add to more than 100 because respondents could make more than one response

[vol.] = volunteered response

Members

Elders

Pastors

Q1. How significant is each of these theological themes in your own personal understanding of Baptism?

[Cont.]

f. Entry into covenant community or relationship

Very significant	50%	59%	80%	76%
Significant.....	30%	26%	16%	20%
Somewhat significant	10%	9%	3%	4%
Not too significant	3%	2%	*	1%
Not at all significant	1%	1%	*	*
No opinion	2%	1%	—	—
Not familiar with theme.....	4%	2%	—	—

g. Sign and seal of the Word

Very significant	31%	40%	56%	49%
Significant.....	29%	26%	27%	26%
Somewhat significant	13%	13%	11%	16%
Not too significant	8%	7%	4%	7%
Not at all significant	2%	3%	1%	3%
No opinion	6%	3%	*	—
Not familiar with theme.....	10%	7%	*	1%

h. Source of ministry, discipleship, or vocation

Very significant	20%	22%	31%	29%
Significant.....	28%	27%	35%	31%
Somewhat significant	21%	23%	22%	23%
Not too significant	10%	12%	10%	10%
Not at all significant	7%	6%	2%	6%
No opinion	7%	4%	*	1%
Not familiar with theme.....	8%	6%	*	—

Q2. How significant is each of these Bible passages for your own personal understanding of Baptism?

a. The creation of the world (Genesis 1-2)

	+			
Very significant	17%	15%	17%	18%
Significant.....	18%	19%	26%	27%
Somewhat significant	20%	20%	30%	22%
Not too significant	23%	28%	21%	22%
Not at all significant	19%	16%	6%	12%
Not familiar with passage	3%	1%	*	—

Note: Percentages may not add to 100 due to rounding

* = less than 0.5%; rounds to zero

— = zero (0.0); no cases in this category

+ = nonresponses of 10% or more for this sample on this question

n = number of respondents eligible to answer this question

◆ = percentages may add to more than 100 because respondents could make more than one response

[vol.] = volunteered response

	Members	Elders	Pastors	Specialized Clergy
Q2. How significant is each of these Bible passages for your own personal understanding of Baptism?				
[Cont.]				
b. The flood in Genesis (Genesis 6-9)				
	+			
Very significant	10%	10%	13%	9%
Significant.....	21%	18%	20%	19%
Somewhat significant	20%	23%	32%	25%
Not too significant	24%	30%	27%	32%
Not at all significant	20%	17%	8%	15%
Not familiar with passage	4%	2%	*	—
c. Crossing the Red Sea (Exodus 14)				
	+			
Very significant	10%	11%	18%	14%
Significant.....	19%	17%	26%	20%
Somewhat significant	20%	21%	28%	24%
Not too significant	25%	33%	21%	26%
Not at all significant	22%	17%	7%	15%
Not familiar with passage	4%	1%	—	—
d. Crossing the Jordan (Joshua 3)				
	+			
Very significant	9%	8%	12%	9%
Significant.....	17%	16%	22%	20%
Somewhat significant	22%	24%	32%	28%
Not too significant	25%	31%	26%	28%
Not at all significant	21%	16%	8%	15%
Not familiar with passage	6%	4%	*	1%
e. The healing of Naaman (2 Kings 5)				
	+			
Very significant	6%	7%	6%	3%
Significant.....	14%	16%	17%	15%
Somewhat significant	22%	22%	31%	28%
Not too significant	20%	25%	32%	36%
Not at all significant	18%	13%	13%	17%
Not familiar with passage	20%	17%	*	1%
f. Come to the waters (Isaiah 55)				
	+			
Very significant	17%	17%	19%	21%
Significant.....	22%	25%	26%	27%
Somewhat significant	23%	24%	30%	22%
Not too significant	13%	15%	18%	22%
Not at all significant	10%	8%	6%	8%
Not familiar with passage	15%	11%	1%	2%

Note: Percentages may not add to 100 due to rounding

* = less than 0.5%; rounds to zero

— = zero (0.0); no cases in this category

+ = nonresponses of 10% or more for this sample on this question

n = number of respondents eligible to answer this question

◆ = percentages may add to more than 100 because respondents could make more than one response

[vol.] = volunteered response

	Members	Elders	Pastors	Specialized Clergy
Q2. How significant is each of these Bible passages for your own personal understanding of Baptism?				
[Cont.]				
g. Jesus' baptism by John (Matthew 3)				
Very significant	70%	80%	74%	73%
Significant.....	20%	16%	19%	21%
Somewhat significant	6%	3%	6%	4%
Not too significant	1%	1%	1%	1%
Not at all significant	2%	*	*	—
Not familiar with passage	2%	*	—	—
h. Jesus welcomes the little children (Matthew 19)				
Very significant	43%	45%	42%	37%
Significant.....	29%	28%	30%	26%
Somewhat significant	12%	14%	19%	21%
Not too significant	8%	8%	6%	12%
Not at all significant	5%	4%	2%	4%
Not familiar with passage	3%	1%	*	—
i. Go and make disciples of all nations (Matthew 28)				
Very significant	38%	45%	70%	49%
Significant.....	32%	28%	21%	22%
Somewhat significant	15%	15%	7%	18%
Not too significant	6%	7%	1%	9%
Not at all significant	6%	4%	*	2%
Not familiar with passage	3%	1%	—	—
j. Jesus and the woman at the well (John 4)				
	+			
Very significant	20%	21%	14%	15%
Significant.....	27%	26%	28%	27%
Somewhat significant	21%	24%	29%	28%
Not too significant	18%	19%	23%	20%
Not at all significant	10%	9%	6%	11%
Not familiar with passage	5%	2%	—	—
k. The gift of the Spirit at Pentecost (Acts 2)				
	+			
Very significant	28%	32%	43%	35%
Significant.....	27%	27%	31%	30%
Somewhat significant	17%	20%	16%	21%
Not too significant	11%	11%	7%	10%
Not at all significant	8%	5%	3%	4%
Not familiar with passage	8%	6%	—	—

Note: Percentages may not add to 100 due to rounding

* = less than 0.5%; rounds to zero

— = zero (0.0); no cases in this category

+ = nonresponses of 10% or more for this sample on this question

n = number of respondents eligible to answer this question

◆ = percentages may add to more than 100 because respondents could make more than one response

[vol.] = volunteered response

	Members	Elders	Pastors	Specialized Clergy
Q2. How significant is each of these Bible passages for your own personal understanding of Baptism?				
[Cont.]				
l. Philip and the Ethiopian eunuch (Acts 8)				
	+			
Very significant	10%	11%	22%	17%
Significant.....	16%	21%	32%	24%
Somewhat significant	23%	20%	25%	32%
Not too significant	14%	16%	16%	18%
Not at all significant	12%	8%	5%	8%
Not familiar with passage	25%	23%	—	2%
m. We have been buried with Christ (Romans 6)				
	+			
Very significant	21%	24%	53%	47%
Significant.....	18%	22%	26%	22%
Somewhat significant	20%	19%	14%	17%
Not too significant	15%	14%	6%	10%
Not at all significant	10%	7%	1%	3%
Not familiar with passage	16%	14%	—	1%
n. There is neither Jew nor Greek (Galatians 3)				
	+			
Very significant	18%	20%	45%	46%
Significant.....	27%	28%	27%	26%
Somewhat significant	16%	19%	17%	17%
Not too significant	12%	13%	7%	9%
Not at all significant	9%	6%	3%	4%
Not familiar with passage	18%	14%	*	—
o. One Lord, one faith, one baptism (Ephesians 4)				
Very significant	56%	61%	77%	72%
Significant.....	24%	23%	16%	21%
Somewhat significant	8%	8%	6%	6%
Not too significant	3%	4%	*	2%
Not at all significant	4%	1%	1%	1%
Not familiar with passage	5%	3%	—	—
p. You are a royal priesthood (I Peter 2)				
	+			
Very significant	17%	18%	29%	27%
Significant.....	19%	25%	34%	27%
Somewhat significant	22%	19%	22%	25%
Not too significant	13%	15%	12%	12%
Not at all significant	10%	7%	3%	8%
Not familiar with passage	21%	16%	—	—

Note: Percentages may not add to 100 due to rounding

* = less than 0.5%; rounds to zero

— = zero (0.0); no cases in this category

+ = nonresponses of 10% or more for this sample on this question

n = number of respondents eligible to answer this question

◆ = percentages may add to more than 100 because respondents could make more than one response

[vol.] = volunteered response

	Members	Elders	Pastors	Specialized Clergy
Q2. How significant is each of these Bible passages for your own personal understanding of Baptism? [Cont.]				
q. The river of life (Ezekiel 47, Revelation 22)				
	+			
Very significant	18%	17%	14%	15%
Significant.....	18%	22%	24%	23%
Somewhat significant	17%	18%	29%	25%
Not too significant	14%	15%	22%	21%
Not at all significant	9%	8%	10%	14%
Not familiar with passage	23%	20%	*	1%

Part 5: Invitation to Christ

Q1. How familiar are you with the 2006 PC(USA) report, *Invitation to Christ: A Guide to Sacramental Practices*?

Very familiar.....	1%	1%	7%	4%
Familiar.....	4%	6%	16%	13%
A little familiar	11%	15%	24%	20%
Not familiar [<i>Skip to Q3 of this section</i>].....	84%	79%	53%	62%

Q2. Have you . . .

a. Used *Invitation to Christ* in personal study?

	n=88	n=164	n=343	n=129
Yes	23%	20%	29%	24%
No	77%	80%	71%	76%

b. Used *Invitation to Christ* in teaching or discussion groups?

Yes	17%	22%	18%	14%
No	83%	78%	82%	86%

c. Visited the *Invitation to Christ* Web site (www.pcusa.org/sacraments)?

Yes	14%	15%	25%	28%
No	86%	85%	75%	72%

Q3. Do you think that . . .

a. *Children* who have *not been baptized* should be permitted to participate in the Lord's Supper?

Yes, definitely.....	30%	34%	36%	40%
Yes, probably.....	20%	21%	24%	18%
Not sure.....	19%	15%	6%	8%
No, probably not.....	20%	18%	21%	24%
No, definitely not.....	11%	11%	13%	10%

Note: Percentages may not add to 100 due to rounding

* = less than 0.5%; rounds to zero

— = zero (0.0); no cases in this category

+ = nonresponses of 10% or more for this sample on this question

n = number of respondents eligible to answer this question

◆ = percentages may add to more than 100 because respondents could make more than one response

[vol.] = volunteered response

	Members	Elders	Pastors	Specialized Clergy
Q3. Do you think that . . .				
[Cont.]				
b. <i>Adults</i> who have <i>not been baptized</i> should be permitted to participate in the Lord's Supper?				
Yes, definitely	37%	42%	35%	36%
Yes, probably	23%	21%	24%	25%
Not sure.....	14%	12%	6%	7%
No, probably not.....	14%	14%	21%	22%
No, definitely not.....	11%	11%	14%	10%

Part 6: Demographics

Q1. What is your gender (sex)?

Female	64%	53%	29%	48%
Male	36%	47%	71%	52%

Q2. What is your current age? _____ years old

Less than 20	1%	*	—	—
20-24	1%	*	—	—
25-29	1%	*	2%	1%
30-34	2%	1%	6%	3%
35-39	3%	2%	7%	4%
40-44	5%	5%	8%	6%
45-49	7%	9%	11%	13%
50-54	10%	12%	21%	16%
55-59	12%	14%	22%	24%
60-64	10%	16%	16%	19%
65-69	11%	12%	6%	9%
70-74	10%	13%	1%	4%
75-79	13%	8%	*	1%
80-84	7%	5%	*	1%
85 or older.....	8%	1%	—	—

Part 7: Comments

Q1. Please use this space for additional comments on the Sacraments:

[not tabulated]

Response form:

Paper	88%	84%	75%	78%
Web.....	12%	16%	25%	22%

Note: Percentages may not add to 100 due to rounding

* = less than 0.5%; rounds to zero

— = zero (0.0); no cases in this category

+ = nonresponses of 10% or more for this sample on this question

n = number of respondents eligible to answer this question

◆ = percentages may add to more than 100 because respondents could make more than one response

[vol.] = volunteered response