



# The Presbyterian Panel

*Listening to Presbyterians*



**REPORT**

## Compassion, Peace and Justice The August 2010 Survey

### Table of Contents

<b>OVERVIEW .....</b>	<b>i</b>
<b>HIGHLIGHTS.....</b>	<b>iii</b>
<b>IMPORTANCE OF THE MINISTRIES' WORK .....</b>	<b>1</b>
Importance of Types of Mission.....	1
Compassion, Peace and Justice Ministries .....	1
Theological Orientation and Perceived Importance of Different Types of Mission Activities.....	2
<b>FAMILIARITY WITH THE MINISTRIES AND FIT WITH OVERALL MISSION .....</b>	<b>3</b>
Familiarity with Various Ministries .....	3
Compassion, Peace and Justice Ministry Area Mission Statement .....	3
Fit with the Ministry Area Mission .....	3
Evaluating the Mission Statement .....	4
The Denominational Commitment, Twice Affirmed by the PC(USA) General Assembly, to “Grow Christ’s Church Deep and Wide” .....	4
Importance of Compassion, Peace and Justice to the “Deep and Wide” Effort .....	4
<b>ENGAGEMENT WITH THE MINISTRIES .....</b>	<b>5</b>
Engagement with Compassion, Peace and Justice Ministries .....	5
Most Recent Engagement.....	5
Satisfaction with Most Recent Engagement.....	6
Satisfaction with One’s Experience Engaging Individual Compassion, Peace and Justice Ministries .....	6
Congregational Participation in Churchwide Special Offerings.....	6
<b>PARTICIPATION IN RELATED ACTIVITIES .....</b>	<b>7</b>
Personal Participation in Compassion, Peace and Justice-related Activities.....	7
Theological Differences and Participation in Compassion, Peace and Justice-related Activities .....	8
<b>SURVEY QUESTIONS AND RESPONSES .....</b>	<b>A-1</b>



**RESEARCH SERVICES**  
**A Ministry of the General Assembly Mission Council**  
 Presbyterian Church (U.S.A.)  
 100 Witherspoon Street  
 Louisville, KY 40202

### **What is the Presbyterian Panel?**

The Presbyterian Panel consists of three nationally representative samples of groups affiliated with the Presbyterian Church (U.S.A.): elders (lay leaders) currently serving on session, other members, and ministers of the Word and Sacrament. (The session is the governing body in Presbyterian congregations.) For analysis, ministers are split into two groups based on current call: *pastors*, serving congregations, and *specialized clergy*, serving elsewhere. New samples are drawn every three years. Panel surveys are conducted quarterly, primarily by mail but with an online completion option.

For more information on methods used to draw the samples, see the technical appendix in the *Religious and Demographic Profile of Presbyterians, 2008: Findings from the Initial Survey of the 2009-2011 Presbyterian Panel* (see next page for web availability and ordering information).

The Panel is maintained and directed by the office of Research Services of the Presbyterian Church (U.S.A.). The first Panel was created in 1973 to provide a means for informing leaders of the opinions and activities of the rank and file across the church. Survey topics and questions are usually developed at the request of, and in consultation with, staff or elected members of national church entities. However, ultimate decisions on content and the disposition of Panel data are those of Research Services. Standards developed by the American Association of Public Opinion Research guide Panel surveys.

### **Current Survey**

The current survey is the eighth completed by the 2009-2011 Panel. Questionnaires were distributed on August 27, 2010. Most panelists received their copy by U.S. mail, but a subset (n = 885, or 31%) that had signed up for the service was notified via email. Non-respondents were sent a postcard reminder on September 22. Panelists who had received email notification about the survey but had not yet responded also received two email reminders, on September 9 and October 5. Returns were accepted through November 22, 2010. Response rates for this survey are: members, 51%; elders, 50%; ministers, 57%. All panelists had the option of completing the survey on the web, and 37% of responding members, 44% of responding elders, 54% of responding pastors, and 49% of responding specialized clergy did so.

### **Sponsor and Topic**

This survey was sponsored by the Compassion, Peace and Justice ministry area of the PC(USA)'s mission agency, the General Assembly Mission Council. To review its existing ministries and plan for future ministries, Compassion, Peace and Justice leaders wanted to find out how familiar rank-and-file Presbyterians are with Compassion, Peace and Justice ministries, how Presbyterians assess the work of the ministries, how important they rate that work, and how involved they are in these ministries and related activities. Research Services included in the survey several questions about panelists' use of and preferences for the four-page summary of each previous Panel survey that they receive. Responses to these questions are summarized in the statistical summary at the end of this report but are not included in the narrative summary.

### **This Report**

The first half of this report uses text and graphics to summarize and explicate findings. A full list of survey questions and responses follows with tables that display the percentage distribution of responses to every question for each of the four Panel groups. Results are subject to sampling and other errors. In general, differences of less than 8% are not statistically meaningful.

Some analyses in this report, including those using theological orientation (Figure 1, p. 2) rely on responses of panelists to the initial questionnaire they completed in the fall of 2008. For more information on this earlier survey and responses of panelists to these questions, see the *Religious and Demographic Profile of Presbyterians, 2008* (see next page for web availability and ordering information).

## OVERVIEW

### **Suggested Citation**

Research Services, Presbyterian Church (U.S.A.). *Compassion, Peace and Justice: The Report of the August 2010 Presbyterian Panel Survey*. Louisville, 2011.

### **Author Note**

Perry Chang, Panel administrator, wrote this report and was assisted by the other staff members of the office of Research Services. Joelle Anderson and Perry Chang developed the questionnaire.

### **Staff of Research Services**

Jack Marcum, Coordinator; Joelle Anderson; Deborah Bruce; Perry Chang; Hilary Harris; Rebecca Moody; Christy Riggs; Ida Smith-Williams.

### **Additional Copies**

Additional copies of this *Report* may be purchased for \$10 from Presbyterian Distribution Services (PDS)—call 800-524-2612 and request item #02056-10308. This *Report* is also available on the web for free download in Adobe Acrobat format; go to [www.pcusa.org/research/panel/](http://www.pcusa.org/research/panel/) and click on the appropriate link. Copies of a four-page *Summary* of results are available for \$2 each directly from Research Services, or for free download from the same website. Call for information on quantity discounts on printed copies of either this *Report* or its *Summary* (800-728-7228, ext. 2040).

### **Profile Report**

The *Religious and Demographic Profile of Presbyterians, 2008* is available for free download in Adobe Acrobat format on the web ([www.pcusa.org/media/uploads/research/pdfs/fall08panel.pdf](http://www.pcusa.org/media/uploads/research/pdfs/fall08panel.pdf)) or may be purchased for \$10 from PDS—call 800-524-2612 and request item #02056-09301.

### **Panel on the Web**

*Summaries* and *Reports* of Panel surveys since 1993 and a listing of all surveys since the first Panel was created in 1973 are available at the Presbyterian Church (U.S.A.) website: [www.pcusa.org/research/panel](http://www.pcusa.org/research/panel).

### **Interested in Learning More About Your Congregation or Presbytery?**

- ✓ **10-Year Trend Report for Congregations**—available for free: [www.pcusa.org/tenyeartrends](http://www.pcusa.org/tenyeartrends).
- ✓ **10-Year Trend Report for Presbyteries**—available for free: [www.pcusa.org/tenyeartrends](http://www.pcusa.org/tenyeartrends).
- ✓ Research Services can help you conduct a congregational survey to learn more about your worshipers and identify your congregation's strengths. Call 800-728-7228, ext. 2040, and ask about the **U.S. Congregational Life Survey** or visit: [www.USCongregations.org](http://www.USCongregations.org).
- ✓ **Neighborhood Demographic Report**—provides a quick look at the people who live in the area around your church or another location; available for free: [www.pcusa.org/research/demographics](http://www.pcusa.org/research/demographics).
- ✓ **Religious Congregations & Membership Study**—provides information about the religious affiliations of people who live in any county in the country, including yours; available for free: [www.thearda.com](http://www.thearda.com).

## HIGHLIGHTS

- ✓ More than seven in ten in each Panel group believe that it is *very important* or *important* for the PC(USA) General Assembly Mission Council to engage in the type of work in which these four Compassion, Peace and Justice ministries engage: Presbyterian Disaster Assistance, Child Advocacy, Presbyterian Hunger Program, and Self-Development of People (p. 1).
- ✓ More of the theologically *very liberal* or *liberal* elders, pastors, and specialized clergy than of others in those groups find the work of at least seven of ten Compassion, Peace and Justice ministries to be *very important* or *important*. There are fewer such differences among members. More of the members who are *very liberal* or *liberal* theologically than other members rate four of the ministries as *very important* or *important* (p. 2).
- ✓ Before they received the Panel questionnaire, more panelists in each group (members, 41%; elders, 52%; pastors, 90%; specialized clergy, 76%) were *very familiar* or *familiar* with Presbyterian Disaster Assistance than were familiar with any other Compassion, Peace and Justice ministry (p. 3).
- ✓ Majorities of ministers—and minorities of members and elders—were *very familiar* or *familiar* with the Presbyterian Hunger Program (members, 35%; elders, 44%; pastors, 78%; specialized clergy, 67%), Presbyterian Peacemaking Program (25%; 33%; 78%; 74%), and Self-Development of People (14%; 18%; 68%; 57%) before they received the questionnaire (p. 3).
- ✓ Among panelists who are at least *a little familiar* with the following ministries, seven in ten members and elders and four in five ministers believe there is an *excellent fit* or a *good fit* between the Compassion, Peace and Justice mission and the work done by the Presbyterian Hunger Program (members, 70%; elders, 72%; pastors, 81%; specialized clergy, 81%) and by Presbyterian Disaster Assistance (70%; 71%; 84%; 79%) (p. 3).
- ✓ Two-thirds of members (69%), elders (66%), and pastors (67%) and three-quarters of specialized clergy (74%) believe there is an *excellent fit* or *good fit* between the Compassion, Peace and Justice mission statement and what they believe the ministry area *should* be doing (p. 4).
- ✓ During the past two years, majorities of panelists in each group have attended an event led by leaders of Presbyterian Disaster Assistance (PDA), been in contact with PDA leaders, or read or viewed printed or online PDA program materials. The same is true of panelists in each group regarding attending an event led by leaders of the Presbyterian Hunger Program, contact with hunger program leaders, or viewing printed or online hunger program materials (p. 5).
- ✓ Among those who have in the past two years attended an event led by leaders of a Compassion, Peace and Justice ministry, been in contact with ministry leaders, or read or viewed printed or online ministry materials, more panelists in each group have done so most recently with Presbyterian Disaster Assistance than with any of the other ministries (p. 5).
- ✓ Seven in ten members (71%) and five in six elders (82%), pastors (83%), and specialized clergy (83%) who have attended an event led by leaders of a Compassion, Peace and Justice ministry, have been in contact with leaders of a ministry, or have viewed materials from a ministry in the past two years were *very satisfied* or *satisfied* with the most recent such experience (p. 6).
- ✓ Seven in eight pastors (88%) report that their congregation participated during the past 12 months in the One Great Hour of Sharing Offering. Fewer pastors report that their congregation participated in the Peacemaking Offering (58%) or the Pentecost Offering (45%) (p. 6).
- ✓ More than seven in ten panelists in each group have during the past 12 months supported PC(USA) Compassion, Peace and Justice ministries by personally contributing to the One Great Hour of Sharing, Pentecost, or Peacemaking offerings (members, 72%; elders, 84%; pastors, 80%; specialized clergy, 71%) (p. 7).

## IMPORTANCE OF THE MINISTRIES' WORK

### *Importance of Types of Mission*

- ✓ More than seven in ten in each Panel group believe that it is *very important* or *important* for the PC(USA) General Assembly Mission Council to engage in the type of work that the following Compassion, Peace and Justice ministries do:
  - Presbyterian Disaster Assistance (members, 89%; elders, 91%; pastors, 96%; specialized clergy, 92%).
  - Child Advocacy (88%; 86%; 82%; 86%).
  - Presbyterian Hunger Program (85%; 87%; 89%; 90%).
  - Self-Development of People (71%; 71%; 72%; 76%).
- ✓ Two-thirds of members (68%), elders (64%), and pastors (69%) and four in five specialized clergy (82%) believe that the work of Compassion, Peace and Justice's Environmental Ministries is *very important* or *important*.
- ✓ Three in five members, elders, and pastors and seven in ten specialized clergy believe that the work of two other ministries is *very important* or *important*:
  - Presbyterian Health, Education and Welfare Association (members, 62%; elders, 61%; pastors, 60%; specialized clergy, 71%).
  - Presbyterian Peacemaking Program (57%; 61%; 56%; 69%).
- ✓ Three in five specialized clergy—but fewer members, elders, and pastors—believe that the work of another two ministries is *very important* or *important*:
  - Mission Responsibility Through Investment (members, 53%; elders, 48%; pastors, 45%; specialized clergy, 62%).
  - PC(USA) Office of Public Witness (in Washington) (37%; 37%; 37%; 57%).
- ✓ Only minorities in each group (members, 42%; elders, 39%; pastors, 32%; specialized clergy, 46%) find that the work of the remaining Compassion, Peace and Justice ministry, the Presbyterian Ministry at the United Nations, is *very important* or *important*.

### **Compassion, Peace and Justice Ministries**

**Child Advocacy:** Equipping the church to respond to the needs of all children.

**Environmental Ministries:** Inspiring and equipping congregations and presbyteries to be stewards of God's earth.

**Mission Responsibility Through Investment (MRTI):** Encouraging corporations in which the denomination owns stock to be good stewards of their resources.

**PC(USA) Office of Public Witness (in Washington):** Advocating, and helping the church to advocate, the social witness perspectives and policies of the PC(USA) modeled on a prophetic biblical witness.

**Presbyterian Disaster Assistance (PDA):** Working with congregations and mission partners to provide relief and recovery to communities and displaced people affected by disasters.

**Presbyterian Health, Education and Welfare Association (PHEWA):** Implementing General Assembly mandates for justice ministry at the grassroots level through networks focused on areas such as domestic violence, HIV/AIDS, addictions, disability concerns, mental illness, and health.

**Presbyterian Hunger Program (PHP):** Engaging the church to work with partners to alleviate hunger and eliminate its causes.

**Presbyterian Ministry at the United Nations:** Equipping the church to grow as disciples in the global community and representing the global concerns of the PC(USA) at the United Nations.

**Presbyterian Peacemaking Program:** Developing resources, events, and programs that inspire and equip the church as it responds to the gospel call to "Seek peace and pursue it."

**Self-Development of People (SDOP):** Participating in partnerships of empowerment with economically poor, oppressed, and disadvantaged people who are seeking to change structures that perpetuate poverty, oppression, and injustice.

# IMPORTANCE OF THE MINISTRIES' WORK

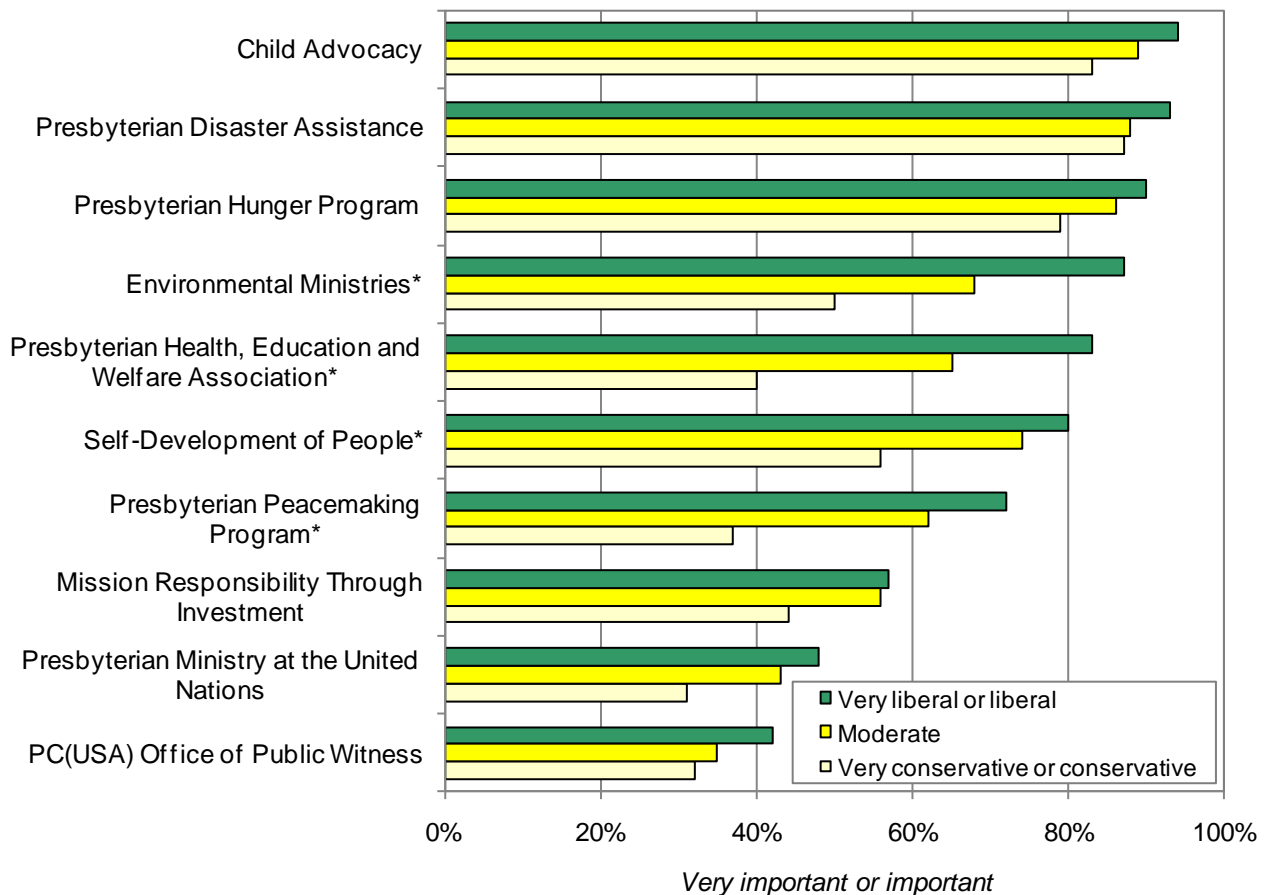
## Theological Orientation and Perceived Importance of Different Types of Mission Activities

Presbyterians with different theological orientations have different opinions about the importance of Compassion, Peace and Justice mission activities. More of the theologically *very liberal* or *liberal* pastors than of the theologically *moderate* pastors, and more of the theologically *moderate* pastors than of the theologically *very conservative* or *conservative* pastors, believe it is *very important* or *important* for the PC(USA) General Assembly Mission Council to engage in each of ten types of mission that the Compassion, Peace and Justice ministries carry out.

The situation is very similar for elders and specialized clergy. For eight of the ten types of mission activities, more of the *very liberal* or *liberal* specialized clergy than of other specialized clergy believe it is *very important* or *important* to carry out the mission activity. For seven of the ten types of mission activities, more of the theologically *very liberal* or *liberal* elders than of other elders believe each is *very important* or *important*.

Among members, theological differences connect with assessments of the importance of mission activities for only four of the ten activities. More of the theologically *very liberal* or *liberal* members than of other members believe that it is important to engage in the activities carried out by Environmental Ministries; the Presbyterian Health, Education and Welfare Association; Self-Development of People; and the Presbyterian Peacemaking Program. (Figure 1 provides additional information.)

**Figure 1. Members' Theological Orientation and Their Rating of the Importance of Compassion, Peace and Justice Activities**



\*Statistically significant difference (p < .001)

## FAMILIARITY WITH THE MINISTRIES AND FIT WITH OVERALL MISSION

### *Familiarity with Various Ministries*

- ✓ Before they received the Panel questionnaire, more panelists in each group (members, 41%; elders, 52%; pastors, 90%; specialized clergy, 76%) were *very familiar* or *familiar* with Presbyterian Disaster Assistance than were familiar with any other Compassion, Peace and Justice ministry.
- ✓ Smaller majorities of ministers—and minorities of members and elders—were *very familiar* or *familiar* with three other ministries before they received the questionnaire:
  - Presbyterian Hunger Program (members, 35%; elders, 44%; pastors, 78%; specialized clergy, 67%).
  - Presbyterian Peacemaking Program (25%; 33%; 78%; 74%).
  - Self-Development of People (14%; 18%; 68%; 57%).
- ✓ About half of ministers—and small minorities of members and elders—were *very familiar* or *familiar* with the following ministries before they received the questionnaire:
  - Presbyterian Health, Education and Welfare Association (members, 15%; elders, 11%; pastors, 49%; specialized clergy, 50%).
  - Mission Responsibility Through Investment (13%; 15%; 52%; 46%).
- ✓ Minorities of panelists in each group were *very familiar* or *familiar* with the remaining ministries before they received the questionnaire:
  - Child Advocacy (members, 16%; elders, 17%; pastors, 33%; specialized clergy, 32%).
  - Environmental Ministries (16%; 16%; 38%; 38%).
  - PC(USA) Office of Public Witness (8%; 8%; 47%; 43%).
  - Presbyterian Ministry at the United Nations (5%; 9%; 32%; 31%).

### **Compassion, Peace and Justice Ministry Area Mission Statement**

The Compassion, Peace and Justice ministry describes its overall mission as follows: “In faithfulness to the gospel, the Compassion, Peace and Justice Ministry supports, inspires, and connects Presbyterian ministries and other partners as together we pursue peace, seek justice, oppose oppression, speak truth to power, care for God’s creations, and strive for wholeness of life for all peoples.”

### *Fit with the Ministry Area Mission*

- ✓ Majorities of panelists in each group who are at least *a little familiar* with the following ministries believe there is an *excellent fit* or *good fit* between each ministry and the overall mission of the Compassion, Peace and Justice ministry area:
  - Presbyterian Hunger Program (members, 70%; elders, 72%; pastors, 81%; specialized clergy, 81%).
  - Presbyterian Disaster Assistance (70%; 71%; 84%; 79%).
  - Child Advocacy (65%; 62%; 67%; 70%).
  - Self-Development of People (57%; 56%; 71%; 72%).
  - Presbyterian Peacemaking Program (53%; 55%; 69%; 72%).
- ✓ Among panelists familiar with each of the following ministries, majorities in at least one minister group—but fewer members and elders—believe there is an *excellent fit* or *good fit* between the ministry and the overall Compassion, Peace and Justice mission:
  - Presbyterian Health, Education and Welfare Association (members, 50%; elders, 46%; pastors, 54%; specialized clergy, 63%).
  - Environmental Ministries (44%; 44%; 61%; 69%).
  - Mission Responsibility Through Investment (36%; 35%; 47%; 57%).
  - PC(USA) Office of Public Witness (36%; 25%; 40%; 54%).
  - Presbyterian Ministry at the United Nations (35%; 29%; 38%; 55%).

# FAMILIARITY WITH THE MINISTRIES AND FIT WITH OVERALL MISSION

## Evaluating the Mission Statement

- ✓ Two-thirds of members (69%), elders (66%), and pastors (67%) and three-quarters of specialized clergy (74%) believe there is an *excellent fit* or *good fit* between the mission statement of the Compassion, Peace and Justice ministry area and what they believe the Compassion, Peace and Justice ministry area *should* be doing.

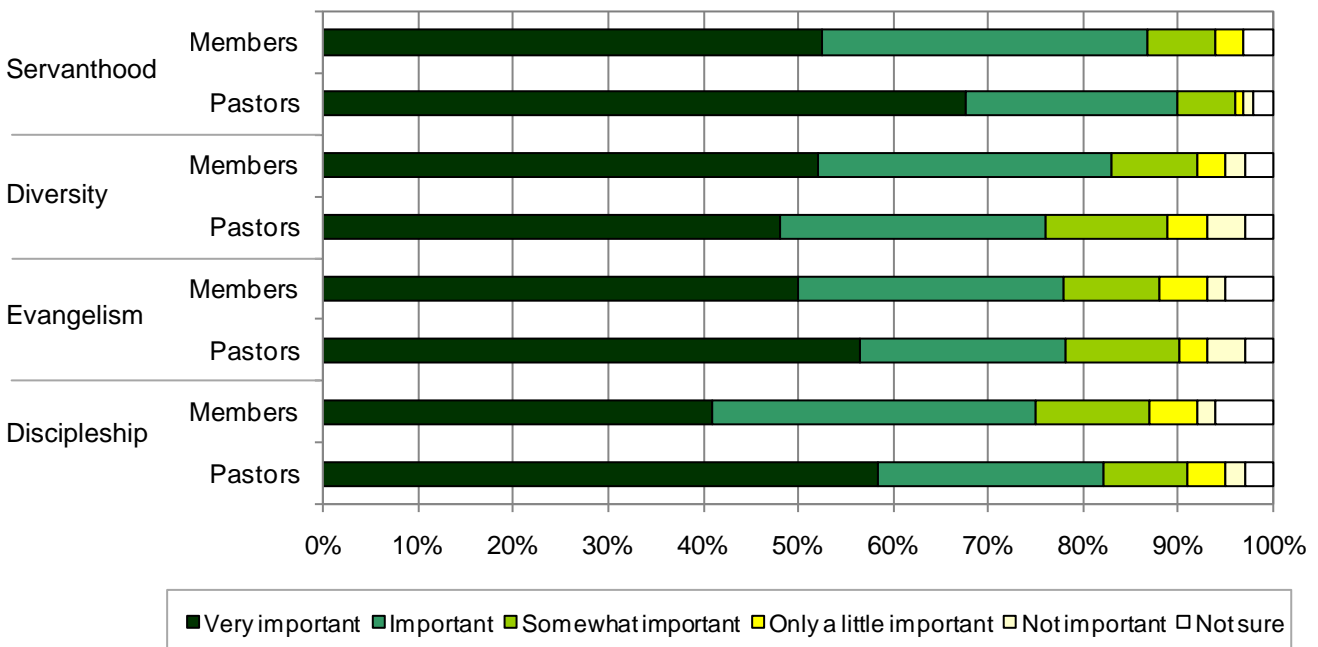
### The Denominational Commitment, Twice Affirmed by the PC(USA) General Assembly, to “Grow Christ’s Church Deep and Wide”

- Evangelism:** Sharing the good news of Jesus Christ, inviting persons to join the church’s worship and fellowship, and baptizing children and adults.
- Discipleship:** Rediscovering scripture (including daily readings and study) and nurturing relationships in the context of our Reformed heritage.
- Servanthood:** Standing alongside the wider community to promote the well-being and love of neighbor and embracing stewardship in all of life.
- Diversity:** Welcoming everyone, learning from others, and reflecting the cultural and ethnic diversity of God’s people in the world.

## Importance of Compassion, Peace and Justice to the “Deep and Wide” Effort

- ✓ At least three-quarters of panelists in each group believe that the work of the Compassion, Peace and Justice ministry area, in general, is *very important* or *important* to fulfilling the commitment to “Grow Christ’s Church Deep and Wide” in each of the four areas (see Figure 2 also):
  - Servanthood (members, 86%; elders, 88%; pastors, 89%; specialized clergy, 92%).
  - Diversity (83%; 82%; 76%; 85%).
  - Evangelism (78%; 85%; 79%; 72%).
  - Discipleship (75%; 80%; 83%; 80%).

**Figure 2. Importance of the Compassion, Peace and Justice Ministry Area for Growing the Church “Deep and Wide” in Each of Four Areas**





## ENGAGEMENT WITH THE MINISTRIES

### ***Engagement with Compassion, Peace and Justice Ministries***

- ✓ For two Compassion, Peace and Justice ministries, majorities of panelists in each group have, during the past two years, attended an event led by leaders of the ministry, been in contact with ministry leaders, or read or viewed printed or online materials of the ministry:
  - Presbyterian Disaster Assistance (members, 53%; elders, 64%; pastors, 92%; specialized clergy, 82%).
  - Presbyterian Hunger Program (52%; 56%; 84%; 74%).
- ✓ Seven in eight pastors (86%) and three-quarters of specialized clergy (75%)—but only two in five members (38%) and half of elders (50%)—have in the past year attended an event led by leaders of the Presbyterian Peacemaking Program, been in contact with peacemaking leaders, or read or viewed materials of the peacemaking program.
- ✓ Majorities of ministers—but many fewer members and elders—have in the past two years attended an event led by leaders of the following ministries, been in contact with ministry leaders, or read or viewed materials of the ministry:
  - Environmental Ministries (members, 31%; elders, 33%; pastors, 65%; specialized clergy, 60%).
  - Self-Development of People (24%; 30%; 73%; 59%).
  - Presbyterian Health, Education and Welfare Association (22%; 22%; 60%; 52%).
  - Mission Responsibility Through Investment (18%; 26%; 65%; 52%).
- ✓ For the remaining ministries, minorities of panelists in each group have during the past two years attended an event led by ministry leaders, been in contact with ministry leaders, or read or viewed materials of the ministry:
  - Child Advocacy (members, 27%; elders, 32%; pastors, 46%; specialized clergy, 42%).
  - PC(USA) Office of Public Witness (9%; 13%; 49%; 36%).
  - Presbyterian Ministry at the United Nations (8%; 13%; 32%; 25%).

### ***Most Recent Engagement***

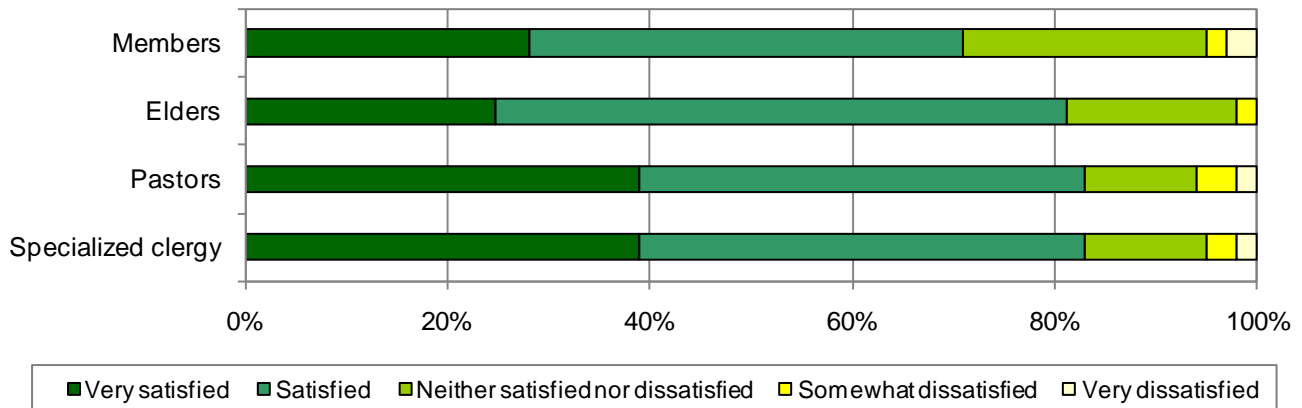
- ✓ Among the ten Compassion, Peace and Justice ministries, Presbyterian Disaster Assistance (PDA) is the one with which the most panelists in each group have engaged most recently. One-third of members (34%), four in nine elders (45%), half of pastors (51%), and two in five specialized clergy (41%) who have attended an event led by leaders of a Compassion, Peace and Justice ministry, been in contact with leaders of a ministry, or read or viewed materials from a ministry have done so most recently with PDA.
- ✓ Among those who have engaged with any Compassion, Peace and Justice ministry during the past two years, between one in ten and three in ten panelists have most recently attended an event led by leaders of the hunger or peacemaking ministries, been in contact with leaders of these ministries, or read or viewed materials from these ministries:
  - Presbyterian Hunger Program (members, 28%; elders, 19%; pastors, 12%; specialized clergy, 13%).
  - Presbyterian Peacemaking Program (10%; 17%; 14%; 18%).
- ✓ Very few panelists in each group who have attended an event led by leaders of a ministry, been in contact with leaders of a ministry, or read or viewed materials from a ministry have done so most recently with any of the other seven ministries:
  - Child Advocacy (members, 7%; elders, 6%; pastors, 3%; specialized clergy, 2%).
  - Self-Development of People (6%; 6%; 5%; 7%).
  - Environmental Ministries (6%; 4%; 4%; 3%).
  - Presbyterian Health, Education and Welfare Association (4%; 0%; 2%; 5%).
  - Mission Responsibility Through Investment (3%; 1%; 4%; 5%).
  - Presbyterian Ministry at the United Nations (1%; 0.4%; 0.2%; 3%).
  - PC(USA) Office of Public Witness (1%; 0%; 3%; 4%).

## ENGAGEMENT WITH THE MINISTRIES

### Satisfaction with Most Recent Engagement

- ✓ Seven in ten members (71%) and five in six elders (82%), pastors (83%), and specialized clergy (83%) who had attended an event led by leaders of a Compassion, Peace and Justice ministry, been in contact with leaders of a ministry, or viewed materials from a ministry in the past two years were *very satisfied* or *satisfied* with the most recent such experience. (Figure 3 provides additional information.)

**Figure 3. Satisfaction with the Most Recent Engagement with a Compassion, Peace and Justice Ministry in the Past Two Years**



### Satisfaction with One's Experience Engaging Individual Compassion, Peace and Justice Ministries

For most specific Compassion, Peace and Justice ministries, majorities of panelists in each group who had attended an event led by leaders of the ministry, been in contact with leaders of the ministry, or viewed materials from the ministry in the past two years were *very satisfied* or *satisfied* with their most recent such engagement.

There are a few exceptions, all involving ministries that few panelists had engaged. Neither the two members nor the one elder who engaged with the Presbyterian Ministry at the United Nations were *very satisfied* or *satisfied*. The two members were *very dissatisfied*, and the elder was *neither satisfied nor dissatisfied*. Only 6 of the 13 pastors who engaged with the PC(USA) Office of Public Witness (in Washington) were *very satisfied* or *satisfied*. Four pastors were *neither satisfied nor dissatisfied*, two were *somewhat dissatisfied*, and one was *very dissatisfied*. Only one of the three specialized clergy who engaged with the Child Advocacy ministry was *very satisfied* or *satisfied*. The other two were *neither satisfied nor dissatisfied*.

### Congregational Participation in Churchwide Special Offerings

- ✓ Seven in eight pastors (88%) report that their congregation participated during the past 12 months in the One Great Hour of Sharing offering, one of three PC(USA) churchwide special offerings that help fund Compassion, Peace and Justice ministries. This offering supports Presbyterian Disaster Assistance, the Presbyterian Hunger Program, and Self-Development of People.
- ✓ Fewer pastors report that their congregation participated in the Peacemaking Offering (58%), which supports that ministry, or the Pentecost Offering (45%), which supports the Child Advocacy ministry.

## PARTICIPATION IN RELATED ACTIVITIES

### *Personal Participation in Compassion, Peace and Justice-related Activities*

- ✓ Of 17 compassion, peace, and justice-related activities, the most panelists in each group have participated in two. More than five in six panelists in each group have during the past 12 months prayed for healing or talked about an international conflict:
  - Prayed for healing for themselves or another person (members, 93%; elders, 97%; pastors, 99%; specialized clergy, 96%).
  - Talked with a friend or family member about conflict in a country other than the United States (86%; 89%; 96%; 97%).
- ✓ During the past 12 months, smaller majorities of panelists in each group have:
  - Contributed money or materials for disaster relief, hunger, or development to an organization that is not part of the PC(USA) (members, 76%; elders, 75%; pastors, 73%; specialized clergy, 79%).
  - Contributed money to the One Great Hour of Sharing, Pentecost, or Peacemaking offerings (72%; 84%; 80%; 71%).
  - Intentionally changed some aspect of their lifestyle to lessen impact on the environment (72%; 72%; 78%; 84%).
  - Participated in volunteer work in their community related to issues of compassion, peace, or justice (59%; 69%; 86%; 69%).
  - Contributed money or materials to the PC(USA) for disaster relief, hunger, or development (55%; 69%; 80%; 69%).
  - Worked with their congregation, another congregation, or another organization to fight poverty in their community in a way other than those listed on this page (53%; 63%; 88%; 69%).
- ✓ Majorities of panelists in one group but not others have participated in two other activities related to compassion, peace, and justice during the past 12 months:
  - Facilitated or participated in a Bible study or social issues class at their congregation about a peacemaking, poverty, or justice issue (members, 20%; elders, 27%; pastors, 54%; specialized clergy, 43%).
  - Wrote a letter to, emailed, or phoned an elected official to advocate for a cause tied to compassion, peace, or justice (19%; 20%; 39%; 52%).
- ✓ Only minorities of panelists in each group have engaged in these other types of compassion, peace, and justice-related activities during the same period:
  - Contributed to a national PC(USA) ministry other than a Compassion, Peace and Justice ministry (members, 19%; elders, 21%; pastors, 42%; specialized clergy, 39%).
  - Wrote a letter to, emailed, or phoned a news outlet to advocate for a cause tied to compassion, peace, or justice (11%; 11%; 30%; 37%).
  - Heard a presentation by a PC(USA) International Peacemaker (6%; 9%; 24%; 22%).
  - Contributed money to the Compassion, Peace and Justice ministry area for a purpose other than relief or development (6%; 8%; 12%; 15%).
  - Worked with Self-Development of People to connect economically disadvantaged communities in their area with the service and support this ministry provides (6%; 6%; 10%; 10%).
  - Participated in a mission trip or service trip to a country other than the United States (6%; 5%; 22%; 14%).
  - Participated in a mission trip or service trip to a part of the United States different from where the panelist lives (4%; 9%; 34%; 14%).
- ✓ During the past 12 months, ministers have engaged in more of the 17 listed compassion, peace, and justice-related activities listed above than members and elders have.
  - Pastors and specialized clergy have engaged in a median of 11 of the activities.
  - Members have engaged in a median of eight of the activities, and elders have engaged in a median of nine.

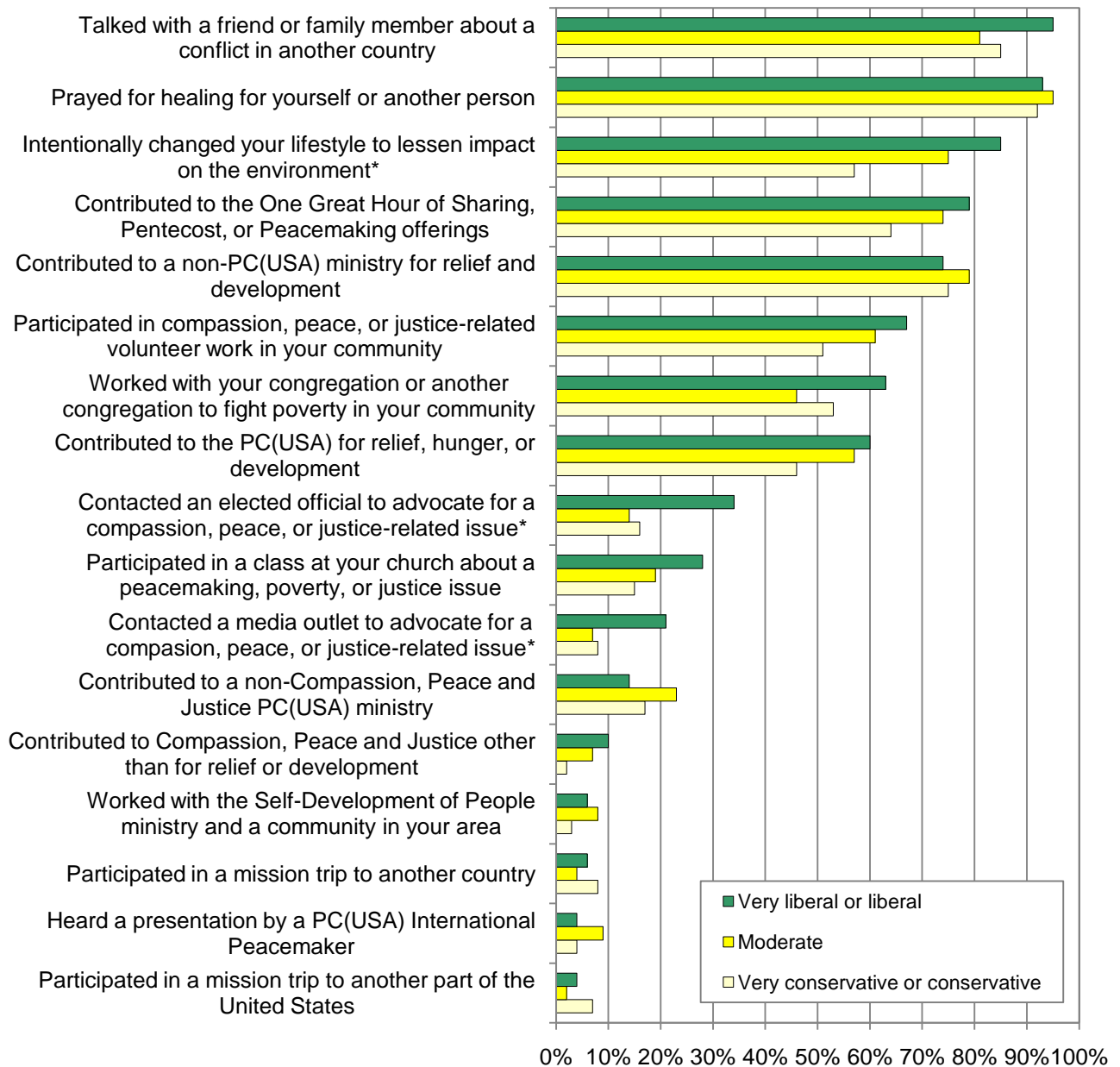
## PARTICIPATION IN RELATED ACTIVITIES

### Theological Differences and Compassion, Peace and Justice-related Activities

Even though in each group more of the theologically *very liberal* or *liberal* panelists than others value the activities of the Compassion, Peace and Justice ministries (see page 2), theological orientation is not related to actual involvement in many compassion, peace, and justice-related activities.

During the past 12 months, theologically *very liberal* or *liberal* panelists were no more likely than other panelists to engage in most of 17 listed compassion, peace, and justice-related activities. Nevertheless, more *very liberal* or *liberal* panelists than others in each group changed their lifestyle to lessen impact on the environment or contacted a media outlet to advocate for a compassion, peace, and justice-related cause. (Figure 4 provides additional information for members.)

**Figure 4. Members' Compassion, Peace and Justice-related Involvement, by Theology**



\*Statistically significant difference (p < .01)

**THE PRESBYTERIAN PANEL**  
**COMPASSION, PEACE AND JUSTICE**  
**AUGUST 2010**  
**Survey Questions and Responses**

	<b>Members</b>	<b>Elders</b>	<b>Ministers</b>
Number of survey invitations sent .....	647	920	1,267
Number of undeliverable surveys and ineligible respondents .....	3	1	9
Number of surveys completed .....	333	466	725 ‡
Response rate .....	51%	50%	57%
‡474 pastors; 247 specialized clergy; 4 could not be categorized			

	<b>Members</b>	<b>Elders</b>	<b>Pastors</b>	<b>Specialized Clergy</b>
<b>Q1. How important is it that the Presbyterian Church (U.S.A.)’s General Assembly Mission Council engage in the following types of mission?</b>				
<b>a. Child Advocacy: Equipping the church to respond to the needs of all children</b>				
Very important .....	54%	51%	42%	54%
Important .....	34%	35%	40%	32%
Somewhat important.....	8%	12%	14%	9%
Only a little important .....	1%	1%	2%	2%
Not important .....	1%	*	1%	3%
Not sure .....	2%	1%	1%	*
<b>b. Environmental Ministries: Inspiring and equipping congregations and presbyteries to be stewards of God’s earth</b>				
Very important .....	26%	27%	27%	46%
Important .....	42%	37%	42%	36%
Somewhat important.....	24%	26%	22%	13%
Only a little important .....	4%	6%	6%	3%
Not important .....	3%	4%	3%	3%
Not sure .....	1%	1%	*	—
<b>c. Mission Responsibility Through Investment (MRTI): Encouraging corporations in which the denomination owns stock to be good stewards of their resources</b>				
Very important .....	18%	14%	14%	28%
Important .....	35%	34%	31%	34%
Somewhat important.....	29%	31%	31%	24%
Only a little important .....	8%	12%	16%	9%
Not important .....	6%	7%	7%	4%
Not sure .....	4%	4%	1%	*

Note: Percentages may not add to 100 due to rounding  
\* = less than 0.5%; rounds to zero  
— = zero (0.0); no cases in this category  
+ = nonresponses of 10% or more on this question (reported percentages for all questions omit nonresponses)  
n = number of respondents eligible to answer this question  
♦ = percentages add to more than 100 because respondents could make more than one response

Q1. How important is it that the Presbyterian Church (U.S.A.)’s General Assembly Mission Council engage in the following types of mission?  
[Cont.]

d. **Presbyterian Disaster Assistance (PDA):** Working with congregations and mission partners to provide relief and recovery to communities, refugees, and displaced people affected by disasters

Very important .....	49%	50%	65%	64%
Important .....	40%	41%	31%	28%
Somewhat important.....	7%	7%	3%	6%
Only a little important .....	2%	1%	1%	1%
Not important .....	—	1%	*	1%
Not sure .....	1%	*	—	—

e. **Presbyterian Health, Education and Welfare Association (PHEWA):** Implementing General Assembly mandates for justice ministry at the grassroots level through networks with expertise in areas such as domestic violence, HIV/AIDS, addictions, disability concerns, mental illness, and health ministries

Very important .....	26%	19%	23%	39%
Important .....	36%	42%	37%	32%
Somewhat important.....	24%	26%	24%	19%
Only a little important .....	8%	8%	10%	5%
Not important .....	3%	2%	6%	4%
Not sure .....	3%	2%	1%	*

f. **Presbyterian Hunger Program:** Engaging the church to work with partners to alleviate hunger and eliminate its causes

Very important .....	47%	43%	48%	57%
Important .....	38%	44%	41%	33%
Somewhat important.....	12%	11%	9%	8%
Only a little important .....	2%	1%	2%	1%
Not important .....	—	*	1%	*
Not sure .....	1%	1%	—	*

g. **Presbyterian Ministry at the United Nations:** Equipping the church to grow as disciples in the global community and representing the global concerns of the PC(USA) at the United Nations

Very important .....	10%	10%	8%	20%
Important .....	32%	29%	24%	26%
Somewhat important.....	27%	33%	28%	24%
Only a little important .....	16%	14%	20%	16%
Not important .....	12%	11%	19%	13%
Not sure .....	4%	3%	1%	1%

h. **Presbyterian Office of Public Witness in Washington:** Advocating, and helping the church to advocate, the social witness perspectives and policies of the PC(USA) modeled on a prophetic biblical witness

Very important .....	10%	10%	13%	24%
Important .....	27%	27%	24%	33%
Somewhat important.....	30%	33%	25%	18%
Only a little important .....	14%	14%	18%	14%
Not important .....	11%	10%	19%	11%
Not sure .....	8%	6%	1%	1%

Note: Percentages may not add to 100 due to rounding

\* = less than 0.5%; rounds to zero

— = zero (0.0); no cases in this category

+ = nonresponses of 10% or more on this question (reported percentages for all questions omit nonresponses)

n = number of respondents eligible to answer this question

◆ = percentages add to more than 100 because respondents could make more than one response

Q1. How important is it that the Presbyterian Church (U.S.A.)’s General Assembly Mission Council engage in the following types of mission?  
[Cont.]

i. **Presbyterian Peacemaking Program:** Developing resources, events, and programs that inspire and equip the church as it responds to the gospel calling to “Seek peace and pursue it”

Very important .....	20%	20%	26%	35%
Important .....	37%	41%	30%	34%
Somewhat important.....	27%	24%	24%	18%
Only a little important .....	10%	10%	13%	8%
Not important .....	5%	4%	6%	4%
Not sure .....	2%	1%	1%	1%

j. **Self-Development of People (SDOP):** Participating in partnerships of empowerment with economically poor, oppressed, and disadvantaged people who are seeking to change the structures that perpetuate poverty, oppression, and injustice

Very important .....	35%	31%	36%	47%
Important .....	36%	40%	36%	29%
Somewhat important.....	18%	20%	17%	14%
Only a little important .....	6%	5%	7%	6%
Not important .....	4%	2%	2%	3%
Not sure .....	2%	2%	1%	*

Q2. Before receiving this questionnaire, how familiar were you with each of the General Assembly Mission Council’s Compassion, Peace and Justice ministries?

a. Child Advocacy

Very familiar .....	2%	2%	7%	7%
Familiar .....	14%	15%	26%	25%
Somewhat familiar .....	20%	24%	29%	32%
Only a little familiar .....	23%	26%	24%	16%
Not familiar .....	40%	33%	13%	21%

b. Environmental Ministries

Very familiar .....	2%	2%	9%	8%
Familiar .....	14%	14%	29%	30%
Somewhat familiar .....	21%	24%	31%	32%
Only a little familiar .....	24%	29%	22%	15%
Not familiar .....	38%	31%	9%	15%

c. Mission Responsibility Through Investment (MRTI)

Very familiar .....	3%	3%	16%	14%
Familiar .....	10%	12%	36%	32%
Somewhat familiar .....	15%	20%	28%	24%
Only a little familiar .....	24%	24%	13%	18%
Not familiar .....	48%	42%	7%	12%

Note: Percentages may not add to 100 due to rounding

\* = less than 0.5%; rounds to zero

— = zero (0.0); no cases in this category

+ = nonresponses of 10% or more on this question (reported percentages for all questions omit nonresponses)

n = number of respondents eligible to answer this question

◆ = percentages add to more than 100 because respondents could make more than one response

Q2. Before receiving this questionnaire, how familiar were you with each of the General Assembly Mission Council's  
[Cont.] Compassion, Peace and Justice ministries?

d. Presbyterian Disaster Assistance (PDA)

Very familiar .....	15%	22%	59%	52%
Familiar .....	26%	30%	31%	24%
Somewhat familiar .....	22%	22%	6%	12%
Only a little familiar .....	16%	13%	2%	8%
Not familiar .....	20%	13%	2%	5%

e. Presbyterian Health, Education and Welfare Association (PHEWA)

Very familiar .....	3%	2%	17%	18%
Familiar .....	12%	9%	32%	32%
Somewhat familiar .....	18%	22%	31%	24%
Only a little familiar .....	24%	29%	14%	14%
Not familiar .....	43%	37%	7%	11%

f. Presbyterian Hunger Program

Very familiar .....	10%	12%	40%	37%
Familiar .....	25%	32%	38%	30%
Somewhat familiar .....	22%	22%	15%	20%
Only a little familiar .....	18%	18%	4%	7%
Not familiar .....	24%	16%	2%	6%

g. Presbyterian Ministry at the United Nations

Very familiar .....	1%	2%	8%	10%
Familiar .....	4%	7%	24%	21%
Somewhat familiar .....	14%	16%	30%	25%
Only a little familiar .....	22%	22%	20%	16%
Not familiar .....	59%	53%	18%	28%

h. Presbyterian Office of Public Witness in Washington

Very familiar .....	2%	1%	14%	17%
Familiar .....	6%	7%	33%	26%
Somewhat familiar .....	10%	11%	27%	21%
Only a little familiar .....	18%	23%	17%	17%
Not familiar .....	64%	58%	9%	18%

i. Presbyterian Peacemaking Program

Very familiar .....	8%	9%	38%	38%
Familiar .....	17%	24%	40%	36%
Somewhat familiar .....	17%	24%	14%	14%
Only a little familiar .....	21%	18%	5%	9%
Not familiar .....	37%	24%	2%	4%

Note: Percentages may not add to 100 due to rounding

\* = less than 0.5%; rounds to zero

— = zero (0.0); no cases in this category

+ = nonresponses of 10% or more on this question (reported percentages for all questions omit nonresponses)

n = number of respondents eligible to answer this question

◆ = percentages add to more than 100 because respondents could make more than one response



Q2. Before receiving this questionnaire, how familiar were you with each of the General Assembly Mission Council's [Cont.] Compassion, Peace and Justice ministries?

j. Self-Development of People (SDOP)

Very familiar .....	3%	6%	32%	30%
Familiar .....	11%	12%	36%	27%
Somewhat familiar .....	14%	19%	18%	20%
Only a little familiar .....	21%	23%	8%	12%
Not familiar .....	51%	41%	6%	11%

Q3. The Compassion, Peace and Justice ministry area describes its overall mission as follows: "In faithfulness to the gospel, the Compassion, Peace and Justice Ministry supports, inspires, and connects Presbyterian ministries and other partners as together we pursue peace, seek justice, oppose oppression, speak truth to power, care for God's creations, and strive for wholeness of life for all peoples." For each of the Compassion, Peace and Justice ministries about which you are at least a little familiar, please indicate how well that ministry fits this mission.

a. Child Advocacy

	n=198	n=306	n=411	n=193
Excellent fit .....	28%	17%	31%	38%
Good fit.....	37%	45%	36%	32%
Fair fit.....	14%	13%	16%	14%
Poor fit.....	1%	1%	3%	1%
Not sure .....	20%	24%	15%	16%

b. Environmental Ministries

	n=204	n=315	n=426	n=205
Excellent fit .....	12%	10%	23%	40%
Good fit.....	32%	34%	38%	29%
Fair fit.....	23%	23%	21%	13%
Poor fit.....	6%	8%	7%	4%
Not sure .....	26%	25%	12%	15%

c. Mission Responsibility Through Investment (MRTI)

	n=171	n=260	n=434	n=214
Excellent fit .....	10%	7%	18%	29%
Good fit.....	26%	28%	29%	28%
Fair fit.....	29%	28%	27%	23%
Poor fit.....	6%	12%	15%	7%
Not sure .....	29%	25%	12%	13%

d. Presbyterian Disaster Assistance (PDA)

	n=264	n=394	n=459	n=231
Excellent fit .....	30%	34%	54%	52%
Good fit.....	40%	37%	30%	27%
Fair fit.....	13%	12%	7%	9%
Poor fit.....	1%	1%	3%	1%
Not sure .....	16%	16%	6%	11%

Note: Percentages may not add to 100 due to rounding

\* = less than 0.5%; rounds to zero

— = zero (0.0); no cases in this category

+ = nonresponses of 10% or more on this question (reported percentages for all questions omit nonresponses)

n = number of respondents eligible to answer this question

◆ = percentages add to more than 100 because respondents could make more than one response

	Members	Elders	Pastors	Specialized Clergy
Q3. The Compassion, Peace and Justice ministry area describes its overall mission as follows: “In faithfulness to the gospel, the Compassion, Peace and Justice Ministry supports, inspires, and connects Presbyterian ministries and other partners as together we pursue peace, seek justice, oppose oppression, speak truth to power, care for God’s creations, and strive for wholeness of life for all peoples.” For each of the Compassion, Peace and Justice ministries about which you are at least a little familiar, please indicate how well that ministry fits this mission.				
e. Presbyterian Health, Education and Welfare Association (PHEWA)				
	n=189	n=286	n=440	n=216
Excellent fit .....	17%	11%	19%	35%
Good fit.....	33%	35%	35%	28%
Fair fit.....	20%	23%	21%	14%
Poor fit.....	4%	4%	9%	5%
Not sure .....	26%	28%	16%	18%
f. Presbyterian Hunger Program				
	n=250	n=384	n=458	n=231
Excellent fit .....	28%	28%	44%	51%
Good fit.....	42%	44%	37%	30%
Fair fit.....	13%	10%	10%	6%
Poor fit.....	1%	1%	2%	2%
Not sure .....	17%	16%	8%	11%
g. Presbyterian Ministry at the United Nations				
	n=137	n=213	n=390	n=176
Excellent fit .....	12%	6%	14%	32%
Good fit.....	23%	23%	24%	23%
Fair fit.....	23%	25%	24%	18%
Poor fit.....	10%	16%	21%	12%
Not sure .....	32%	30%	16%	14%
h. Presbyterian Office of Public Witness in Washington				
	n=120	n=195	n=426	n=199
Excellent fit .....	14%	3%	16%	30%
Good fit.....	22%	22%	24%	24%
Fair fit.....	26%	29%	20%	19%
Poor fit.....	9%	16%	25%	11%
Not sure .....	29%	29%	14%	16%
i. Presbyterian Peacemaking Program				
	n=208	n=346	n=459	n=234
Excellent fit .....	21%	20%	33%	43%
Good fit.....	32%	35%	36%	29%
Fair fit.....	24%	19%	18%	12%
Poor fit.....	3%	5%	5%	5%
Not sure .....	21%	22%	8%	12%
j. Self-Development of People (SDOP)				
	n=164	n=270	n=445	n=218
Excellent fit .....	24%	23%	36%	44%
Good fit.....	33%	33%	35%	28%
Fair fit.....	19%	22%	14%	15%
Poor fit.....	3%	3%	4%	2%
Not sure .....	20%	20%	11%	10%

Note: Percentages may not add to 100 due to rounding

\* = less than 0.5%; rounds to zero

— = zero (0.0); no cases in this category

+ = nonresponses of 10% or more on this question (reported percentages for all questions omit nonresponses)

n = number of respondents eligible to answer this question

◆ = percentages add to more than 100 because respondents could make more than one response

	Members	Elders	Pastors	Specialized Clergy
Q4. How well does the mission statement set forth in Q3 fit what you believe the Compassion, Peace and Justice ministry area as a whole <i>should</i> be doing?				
Excellent fit.....	16%	17%	23%	38%
Good fit.....	53%	49%	44%	36%
Fair fit.....	12%	17%	18%	17%
Poor fit.....	4%	4%	9%	2%
Not sure.....	14%	13%	7%	6%
Q5. During the past <i>two years</i> , have you attended an event, been in contact with, or viewed materials from each of the following Compassion, Peace and Justice ministries? Check <i>all</i> that apply for each ministry.				
a. Child Advocacy				
	◆	◆	◆	◆
Attended an event led by leaders of the ministry .....	2%	2%	2%	1%
Been in contact with leaders of the ministry .....	2%	3%	5%	4%
Read or viewed printed or online materials of the ministry ...	25%	28%	42%	38%
None of these/Not sure .....	73%	68%	54%	58%
b. Environmental Ministries				
	◆	◆	◆	◆
Attended an event led by leaders of the ministry .....	2%	2%	4%	3%
Been in contact with leaders of the ministry .....	3%	5%	9%	5%
Read or viewed printed or online materials of the ministry ...	27%	27%	58%	53%
None of these/Not sure .....	69%	67%	35%	40%
c. Mission Responsibility Through Investment (MRTI)				
	◆	◆	◆	◆
Attended an event led by leaders of the ministry .....	1%	1%	3%	1%
Been in contact with leaders of the ministry .....	2%	2%	7%	8%
Read or viewed printed or online materials of the ministry ...	15%	22%	59%	45%
None of these/Not sure .....	82%	74%	35%	48%
d. Presbyterian Disaster Assistance (PDA)				
	◆	◆	◆	◆
Attended an event led by leaders of the ministry .....	5%	8%	19%	12%
Been in contact with leaders of the ministry .....	10%	9%	33%	22%
Read or viewed printed or online materials of the ministry ...	40%	49%	54%	56%
None of these/Not sure .....	47%	36%	8%	18%
e. Presbyterian Health, Education and Welfare Association (PHEWA)				
	◆	◆	◆	◆
Attended an event led by leaders of the ministry .....	2%	1%	2%	5%
Been in contact with leaders of the ministry .....	3%	2%	8%	9%
Read or viewed printed or online materials of the ministry ...	18%	20%	52%	40%
None of these/Not sure .....	78%	78%	40%	48%

Note: Percentages may not add to 100 due to rounding

\* = less than 0.5%; rounds to zero

— = zero (0.0); no cases in this category

+ = nonresponses of 10% or more on this question (reported percentages for all questions omit nonresponses)

n = number of respondents eligible to answer this question

◆ = percentages add to more than 100 because respondents could make more than one response

Q5. During the past *two years*, have you attended an event, been in contact with, or viewed materials from each of the following Compassion, Peace and Justice ministries? Check *all* that apply for each ministry.

f. Presbyterian Hunger Program

	◆	◆	◆	◆
Attended an event led by leaders of the ministry .....	6%	5%	9%	8%
Been in contact with leaders of the ministry .....	10%	10%	20%	18%
Read or viewed printed or online materials of the ministry ...	38%	42%	63%	56%
None of these/Not sure .....	48%	44%	16%	26%

g. Presbyterian Ministry at the United Nations

	◆	◆	◆	◆
Attended an event led by leaders of the ministry .....	—	—	1%	2%
Been in contact with leaders of the ministry .....	1%	1%	3%	6%
Read or viewed printed or online materials of the ministry .....	8%	12%	29%	19%
None of these/Not sure .....	92%	87%	68%	75%

h. Presbyterian Office of Public Witness in Washington

	◆	◆	◆	◆
Attended an event led by leaders of the ministry .....	*	*	3%	2%
Been in contact with leaders of the ministry .....	*	1%	5%	8%
Read or viewed printed or online materials of the ministry .....	9%	12%	44%	29%
None of these/Not sure .....	91%	87%	51%	64%

i. Presbyterian Peacemaking Program

	◆	◆	◆	◆
Attended an event led by leaders of the ministry .....	2%	6%	6%	7%
Been in contact with leaders of the ministry .....	6%	6%	19%	17%
Read or viewed printed or online materials of the ministry ...	33%	40%	68%	56%
None of these/Not sure .....	62%	50%	14%	25%

j. Self-Development of People (SDOP)

	◆	◆	◆	◆
Attended an event led by leaders of the ministry .....	2%	2%	4%	4%
Been in contact with leaders of the ministry .....	2%	3%	14%	14%
Read or viewed printed or online materials of the ministry ...	22%	25%	60%	45%
None of these/Not sure .....	76%	70%	27%	41%

Please skip to Q9 if you checked “None of These/Not Sure” *in every row in Q5*. Otherwise, continue with Q6.

Note: Percentages may not add to 100 due to rounding

\* = less than 0.5%; rounds to zero

— = zero (0.0); no cases in this category

+ = nonresponses of 10% or more on this question (reported percentages for all questions omit nonresponses)

n = number of respondents eligible to answer this question

◆ = percentages add to more than 100 because respondents could make more than one response

Q6. Think back to the most recent time you attended an event, were in contact with, or viewed materials from one of the Compassion, Peace and Justice ministries. With which ministry did you **most recently** engage in one of these activities? (Please check only **one**.)

	Members n=203	Elders n=326	Pastors n=434	Specialized Clergy n=209
	+	+		
Child Advocacy .....	7%	6%	3%	2%
Environmental Ministries.....	6%	4%	4%	3%
Mission Responsibility Through Investment (MRTI).....	3%	1%	4%	5%
Presbyterian Disaster Assistance (PDA).....	34%	45%	51%	41%
Presbyterian Health, Education and Welfare Association (PHEWA) .....	4%	—	2%	5%
Presbyterian Hunger Program.....	28%	19%	12%	13%
Presbyterian Ministry at the United Nations.....	1%	*	*	3%
Presbyterian Office of Public Witness in Washington.....	1%	—	3%	4%
Presbyterian Peacemaking Program.....	10%	17%	14%	18%
Self-Development of People (SDOP) .....	6%	6%	5%	7%

Q7. Please describe the activity:

[tabulated separately]

Q8. How satisfied or dissatisfied were you with your experience in the activity you just described?

	Members n=203	Elders n=326	Pastors n=434	Specialized Clergy n=209
	+	+		
Very satisfied .....	28%	25%	39%	39%
Satisfied .....	43%	57%	44%	44%
Neither satisfied nor dissatisfied.....	24%	17%	11%	12%
Somewhat dissatisfied.....	2%	2%	4%	3%
Very dissatisfied.....	3%	—	2%	2%
Not sure.....	—	—	—	—

If you are a **minister of the Word and Sacrament** who does **not** regularly attend worship at a PC(USA) congregation, please check this box  and skip to Q10.

Not checked .....	94%	77%
Checked .....	6%	23%

Q9. During the past **12 months**, has your congregation received any of these churchwide special offerings? Has it:

a. Received the One Great Hour of Sharing Offering?

	Members n=444	Elders n=190
Yes.....	79%	89%
No.....	5%	6%
Not sure .....	16%	5%

b. Received the Pentecost Offering?

	Members n=444	Elders n=190
Yes.....	41%	48%
No.....	18%	22%
Not sure .....	41%	30%

Note: Percentages may not add to 100 due to rounding

\* = less than 0.5%; rounds to zero

— = zero (0.0); no cases in this category

+ = nonresponses of 10% or more on this question (reported percentages for all questions omit nonresponses)

n = number of respondents eligible to answer this question

◆ = percentages add to more than 100 because respondents could make more than one response

	Members	Elders	Pastors	Specialized Clergy
Q9. During the past <i>12 months</i> , has your congregation received any of these churchwide special offerings? Has it: [Cont.]				
c. Received the Peacemaking Offering?			n=444	n=190
Yes.....	47%	55%	58%	67%
No.....	14%	18%	39%	15%
Not sure .....	39%	27%	4%	18%
Q10. During the past <i>12 months</i> , have you personally:				
a. Contributed money to the One Great Hour of Sharing, Pentecost, or Peacemaking offerings?				
Yes.....	72%	84%	80%	71%
No.....	26%	12%	19%	27%
Not sure .....	2%	4%	1%	2%
b. Contributed money or materials to the PC(USA) for disaster relief, hunger, or development?				
Yes.....	55%	69%	80%	69%
No.....	37%	25%	18%	26%
Not sure .....	8%	5%	2%	5%
c. Contributed money or materials to another organization for disaster relief, hunger, or development?				
Yes.....	76%	75%	73%	79%
No.....	19%	20%	25%	20%
Not sure .....	4%	5%	2%	1%
d. Contributed money to the Compassion, Peace and Justice area for other purposes?				
Yes.....	6%	8%	12%	15%
No.....	74%	71%	80%	71%
Not sure .....	19%	21%	8%	14%
e. Contributed money to another national PC(USA) ministry?				
Yes.....	19%	21%	42%	39%
No.....	59%	61%	52%	52%
Not sure .....	22%	18%	6%	8%
f. Heard a presentation by a PC(USA) International Peacemaker?				
Yes.....	6%	9%	24%	22%
No.....	80%	79%	72%	73%
Not sure .....	13%	12%	4%	5%
g. Intentionally changed some aspect of your lifestyle to lessen impact on the environment (for example, recycling, taking public transportation, buying organic food)?				
Yes.....	72%	72%	78%	84%
No.....	24%	24%	20%	16%
Not sure .....	4%	5%	2%	*

Note: Percentages may not add to 100 due to rounding

\* = less than 0.5%; rounds to zero

— = zero (0.0); no cases in this category

+ = nonresponses of 10% or more on this question (reported percentages for all questions omit nonresponses)

n = number of respondents eligible to answer this question

◆ = percentages add to more than 100 because respondents could make more than one response

	Members	Elders	Pastors	Specialized Clergy
Q10. During the past <i>12 months</i> , have you personally:				
[Cont.]				
h. Led or participated in a Bible study or social issues class at your church about a peacemaking, poverty, or justice issue?				
Yes.....	20%	27%	54%	43%
No.....	73%	69%	45%	57%
Not sure .....	7%	4%	1%	1%
i. Participated in volunteer work in your community related to issues of compassion peace, or justice (for example, through a food pantry or a domestic violence program)?				
Yes.....	59%	69%	86%	69%
No.....	38%	29%	13%	30%
Not sure .....	3%	2%	*	*
j. Participated in a mission or service trip to another part of the United States?				
Yes.....	4%	9%	34%	14%
No.....	93%	90%	66%	85%
Not sure .....	2%	1%	*	*
k. Participated in a mission or service trip to another country?				
Yes.....	6%	5%	22%	14%
No.....	92%	94%	78%	85%
Not sure .....	2%	1%	*	1%
l. Prayed for healing for yourself or another person?				
Yes.....	93%	97%	99%	96%
No.....	6%	3%	1%	4%
Not sure .....	1%	1%	*	*
m. Talked with a friend or family member about conflict in another country?				
Yes.....	86%	89%	96%	97%
No.....	13%	10%	4%	2%
Not sure .....	1%	1%	*	*
n. Worked with Self-Development of People (SDOP) to connect economically disadvantaged communities in your area with the service and support this ministry provides?				
Yes.....	6%	6%	10%	10%
No.....	85%	88%	88%	88%
Not sure .....	8%	6%	2%	2%
o. Worked with your congregation, another congregation, or another organization to fight poverty in your community in some other way?				
Yes.....	53%	63%	88%	69%
No.....	43%	33%	12%	29%
Not sure .....	4%	4%	—	2%

Note: Percentages may not add to 100 due to rounding

\* = less than 0.5%; rounds to zero

— = zero (0.0); no cases in this category

+ = nonresponses of 10% or more on this question (reported percentages for all questions omit nonresponses)

n = number of respondents eligible to answer this question

◆ = percentages add to more than 100 because respondents could make more than one response

Q10. During the past *12 months*, have you personally:  
[Cont.]

- p. Wrote a letter to, emailed, or phoned a newspaper or other media outlet to advocate for a cause related to compassion, peace, or justice?

Yes.....	11%	11%	30%	37%
No.....	86%	87%	68%	63%
Not sure .....	3%	2%	2%	1%

- q. Wrote a letter to, emailed, or phoned an elected official to advocate for a cause related to compassion, peace, or justice?

Yes.....	19%	20%	39%	52%
No.....	77%	79%	60%	47%
Not sure .....	4%	1%	1%	1%

Q11. The PC(USA)'s national governing body, the General Assembly, has twice committed the entire denomination to "Grow Christ's Church Deep and Wide" in four areas. How important is the work of the Compassion, Peace and Justice ministry area, in general, to fulfilling this commitment in each of the following four areas?

- a. **Evangelism:** Sharing the good news of Jesus Christ, inviting persons to join the church's worship and fellowship, and baptizing children and adults

Very important .....	50%	54%	57%	44%
Important .....	28%	31%	22%	28%
Somewhat important.....	10%	9%	12%	16%
Only a little important .....	5%	1%	3%	6%
Not important .....	2%	1%	4%	4%
Not sure .....	5%	4%	3%	2%

- b. **Discipleship:** Rediscovering scripture (including daily reading and study) and nurturing relationships with Jesus Christ in the context of our Reformed heritage

Very important .....	41%	46%	59%	50%
Important .....	34%	34%	24%	30%
Somewhat important.....	12%	13%	9%	11%
Only a little important .....	5%	2%	4%	4%
Not important .....	2%	1%	2%	2%
Not sure .....	6%	4%	3%	2%

- c. **Servanthood:** Standing alongside the wider community to promote the well-being and love of neighbor and embracing stewardship in all of life

Very important .....	52%	56%	67%	72%
Important .....	34%	32%	22%	20%
Somewhat important.....	7%	6%	6%	5%
Only a little important .....	3%	1%	1%	1%
Not important .....	*	*	1%	2%
Not sure .....	3%	4%	2%	1%

Note: Percentages may not add to 100 due to rounding

\* = less than 0.5%; rounds to zero

— = zero (0.0); no cases in this category

+ = nonresponses of 10% or more on this question (reported percentages for all questions omit nonresponses)

n = number of respondents eligible to answer this question

◆ = percentages add to more than 100 because respondents could make more than one response



Q11. The PC(USA)'s national governing body, the General Assembly, has twice committed the entire denomination to [Cont.] "Grow Christ's Church Deep and Wide" in four areas. How important is the work of the Compassion, Peace and Justice ministry area, in general, to fulfilling this commitment in each of the following four areas?

d. **Diversity:** Welcoming everyone, learning from others, and reflecting the cultural and ethnic diversity of God's people in the world

Very important .....	52%	53%	48%	61%
Important .....	31%	29%	28%	24%
Somewhat important.....	9%	8%	13%	8%
Only a little important .....	3%	2%	4%	2%
Not important .....	2%	2%	4%	3%
Not sure .....	3%	5%	3%	1%

### Reviewing Panel Results

Q12. How much have you read of each of the following recent four-page summaries of Presbyterian Panel survey results?

a. February 2009: The Sacraments

All of the summary .....	32%	34%	37%	34%
Part of the summary .....	29%	32%	34%	33%
None of the summary .....	30%	28%	23%	27%
Not sure .....	9%	6%	6%	7%

b. May 2009: The Environment

All of the summary .....	26%	26%	26%	30%
Part of the summary .....	29%	31%	38%	32%
None of the summary .....	33%	34%	28%	29%
Not sure .....	12%	8%	8%	8%

c. August 2009: Confessions, General Assembly Mission Council Priorities, and Israel/Palestine and the Middle East

All of the summary .....	23%	24%	30%	30%
Part of the summary .....	31%	30%	37%	32%
None of the summary .....	37%	37%	27%	31%
Not sure .....	9%	9%	6%	7%

d. November 2009: Education, Awareness of PC(USA) Mission and Ministries, and Study Resources

All of the summary .....	24%	22%	24%	25%
Part of the summary .....	29%	29%	33%	31%
None of the summary .....	36%	38%	32%	34%
Not sure .....	11%	11%	10%	11%

If you have read *none* of these four Panel summaries, please skip to Q14.

Note: Percentages may not add to 100 due to rounding

\* = less than 0.5%; rounds to zero

— = zero (0.0); no cases in this category

+ = nonresponses of 10% or more on this question (reported percentages for all questions omit nonresponses)

n = number of respondents eligible to answer this question

◆ = percentages add to more than 100 because respondents could make more than one response

	Members	Elders	Pastors	Specialized Clergy
Q13. Think back to the last Presbyterian Panel summary you read in part or in full. In which format did you read this summary?				
	n=239	n=348	n=357	n=181
In printed form (on paper).....	73%	75%	66%	67%
On the web.....	18%	17%	28%	28%
Don't remember.....	9%	7%	5%	5%
Q14. In which format would you prefer to read Presbyterian Panel summaries? (Mark only <i>one</i> .)				
	+	+	+	+
In printed form (on paper).....	62%	59%	42%	45%
On the web.....	17%	26%	41%	41%
No preference.....	12%	10%	14%	10%
Not likely to read Presbyterian Panel summaries in either format.....	9%	6%	2%	4%
Q15. Please use the space below or another sheet for any additional comments.				
[tabulated separately]				
Response from:				
Paper.....	63%	56%	46%	51%
Web.....	37%	44%	54%	49%

Note: Percentages may not add to 100 due to rounding

- \* = less than 0.5%; rounds to zero
- = zero (0.0); no cases in this category
- + = nonresponses of 10% or more on this question (reported percentages for all questions omit nonresponses)
- n = number of respondents eligible to answer this question
- ◆ = percentages add to more than 100 because respondents could make more than one response