



The Presbyterian Panel

Listening to Presbyterians



REPORT

Hymnals The August 2005 Survey

Table of Contents

OVERVIEW	i
HIGHLIGHTS	iii
NEED FOR A NEW HYMNAL	1
Is a New Hymnal Needed?.....	1
Arguments for a New Hymnal.....	1
Arguments Against a New Hymnal.....	1
Need for and Interest in a New Hymnal by Age, Education.....	2
Need for and Interest in a New Hymnal by Theological Orientation.....	2
OTHER OPINIONS ON HYMNALS	3
Frequency of Hymnal Publication.....	3
Broad Purposes of Hymnals.....	3
Denominational Hymnal: Mirror or Guide?.....	3
Liturgy in a New Hymnal.....	4
Interest in Hymnal Supplements.....	4
HYMNAL USE IN CONGREGATIONS	5
Hymnals Currently Used.....	5
Satisfaction with Hymnals.....	5
Other Hymnals and Supplements Used.....	5
Hymnals Recently Bought.....	5
Hymns Sung from the <i>Presbyterian Hymnal</i>	6
Hymns Sung from Other Hymnals.....	6
Singing Psalms.....	6
OTHER MUSIC ISSUES	7
Singing from Other Sources.....	7
Praise Music.....	7
Praise Choruses, Congregational Size, and Number of Worship Services.....	7
Using Technology in Worship.....	7
Copyright Licenses.....	8
Choirs and Musicians.....	9
Choir Directors.....	9
DATA APPENDIX	A-1

RESEARCH SERVICES
A Ministry of the General Assembly Council
 Presbyterian Church (U.S.A.)
 100 Witherspoon Street
 Louisville, KY 40202

What Is the Presbyterian Panel?

The Presbyterian Panel consists of three nationally representative samples of groups affiliated with the Presbyterian Church (U.S.A.): members, elders (lay leaders) currently on session, and ordained ministers. (The session is the governing body in Presbyterian congregations.) For analysis, ministers are split into two groups based on current call: *pastors*, serving in a congregation, and *specialized clergy*, serving elsewhere. New samples are drawn every three years. Panel surveys are conducted quarterly, primarily by mail, but with an online completion option.

For more information on methods used to draw the samples, see the technical appendix in the *Background Report for the 2003-2005 Presbyterian Panel* (see next page for Web availability and ordering information).

The Panel is maintained and directed by the office of Research Services of the Presbyterian Church (U.S.A.). The first Panel was created in 1973 to provide a means for informing leaders of the opinions and activities of the rank and file across the church. Survey topics and questions are usually developed at the request of, and in consultation with, staff or elected members of national church entities. However, ultimate decisions on content of Panel surveys and the disposition of Panel data are those of Research Services. Standards developed by the American Association of Public Opinion Research guide Panel surveys.

Current Survey

The current survey is the thirteenth completed by the 2003-2005 Panel. Questionnaires were distributed August 12, 2005. Most panelists received a copy by U.S. mail, but a subset (n = 456, or 16%) who had signed up for the service was notified via email. Non-responders were sent a postcard reminder September 9. Returns were accepted through early November 2005. Response rates for this survey are: members, 47%; elders, 50%; ministers, 59%. All panelists could complete the survey on the Web, and the percentages of respondents who did so are: members, 18%; elders, 18%; pastors, 27%; specialized clergy, 28%.

Sponsor and Topic

The 216th General Assembly (2004) took action (Item 08-01) to “authorize the Presbyterian Publishing Corporation, the Office of Theology and Worship, and the Presbyterian Association of Musicians to begin research into the feasibility of a new Presbyterian Hymnal” An ad hoc committee of representatives of those three entities subsequently requested use of the Panel to gather Presbyterian opinions on the need for a new hymnal. Additional questions on current hymnals in use, types of music included during worship, and interest in supplemental hymnals were added as the planning progressed.

This Report

The first half of this report uses text and graphics to summarize and explicate findings. A data appendix follows with comparative tables that display the percentage distribution of responses to every question for each of the four Panel groups. Results are subject to sampling and other errors. In general, differences of less than 8% are not statistically meaningful.

Some analyses in this report, including those using gender, age, and theological orientation, rely on responses of panelists to the initial questionnaire they completed in the fall of 2002. For more information on this earlier survey and responses of panelists to these questions, see the *Background Report for the 2003-2005 Presbyterian Panel* (see next page for Web availability and ordering information).

A Note on Terminology

In this report, the term *median* refers to the middle number in an ordered distribution. For example, the median age for a group of people aged 12, 21, 28, 35, and 64 years would be 28 years. The term *mean* refers to the arithmetic average of values in a distribution; in the example, the mean age would be calculated as $(12+21+28+35+64)/5$, or 32 years.

Suggested Citation

Research Services, Presbyterian Church (U.S.A.). *Hymnals: The Report of the August 2005 Presbyterian Panel Survey*. Louisville, KY, 2007.

Author Note

John Marcum wrote this report and was assisted by the other staff members of the office of Research Services. John Marcum developed the questionnaire.

Staff of Research Services

Keith M. Wulff, Coordinator; Deborah Bruce; Charlene Briggs; Perry Chang; John Marcum; Christy Riggs; Ida Smith-Williams.

Additional Copies

Additional copies of this *Report* may be purchased for \$10 from Presbyterian Distribution Services (PDS)—call 800-524-2612 and request item #02056-05288. This *Report* is also available on the Web for free download in Adobe Acrobat format; go to www.pcusa.org/research/panel/index.htm#2005 and click on the appropriate link. Copies of a four-page *Summary* of results are available for \$2 each directly from Research Services, or for free download from the same Web site. Call for information on quantity discounts on printed copies of either this *Report* or its *Summary* (888-728-7228 ext. 2040).

Background Report

The *Background Report for the 2003-2005 Presbyterian Panel* is available for free download in Adobe Acrobat format on the Web (www.pcusa.org/research/panel/reports/2003_05_full_bgndreport.pdf), or may be purchased for \$10 from Presbyterian Distribution Services (PDS)—call 800-524-2612 and request item #65100-02276.

Panel on the Web

A catalogue of Panel topics, and *Summaries* and *Reports* of surveys since 1994, are available on-line at the Presbyterian Church (U.S.A.) Web site: www.pcusa.org/research/panel/index. A catalogue of all surveys since the first Panel was created in 1973 is available here: www.pcusa.org/research/panel/catalog.htm.

Interested in Learning More about Your Congregation?

- ✓ **10-Year Trend Report for Congregations**—available for free: www.pcusa.org/tenyeartrends.
- ✓ Research Services can help you conduct a congregational survey to learn more about your worshipers and identify your congregation's strengths. Call 1-888-728-7228 ext. 2040 and ask about the **U.S. Congregational Life Survey** or visit: www.USCongregations.org.

HIGHLIGHTS

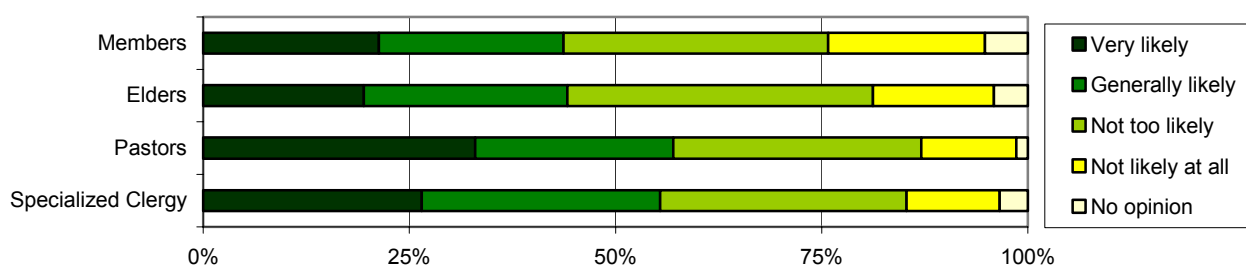
- ✓ A small majority of laity do not think the Presbyterian Church (U.S.A.) will need a new hymnal by 2013, but a small majority of ministers think it will. (p. 1)
- ✓ A third of laity and slightly less than half of ministers are “very” or “generally interested” in the PC(USA) developing a new hymnal. (p. 1)
- ✓ More younger than older members express an interest in a new denominational hymnal. Also, more theologically liberal than theologically conservative members and pastors express such an interest. (p. 2)
- ✓ Half of all panelists believe 20 years is “about the right interval” between denominational hymnals. (p. 3)
- ✓ Most ministers but fewer laity agree that a denominational hymnal should both “guide the church in its theological thinking and faith formation” and “reflect what is currently being sung across the church.” (p. 3)
- ✓ Around half or more express great or moderate interest in including various liturgical resources in a new hymnal, with the largest number showing interest in including creeds or confessions. The median number of pages panelists would like devoted to liturgical resources ranges from 30 (elders) to 44 (specialized clergy). (p. 4)
- ✓ Majorities of elders and pastors have at least a moderate interest in three types of hymnal supplements: ones focusing on gospel music, new liturgical materials, and contemporary praise choruses. A majority of pastors are also at least moderately interested in a Taizé hymnal supplement. (p. 4)
- ✓ Almost all congregations use a hymnal, and two in three of those use the 1990 *Presbyterian Hymnal* as their only or primary hymnal. Majorities who use it are either “very satisfied” or “satisfied” with it. (p.5)
- ✓ A majority of pastors report that their congregation uses a second hymnal or hymnal supplement, with the most common one, *Sing the Faith*, reported by one in six of these pastors. (p. 5)
- ✓ According to a majority of pastors, congregations that have the 1990 *Presbyterian Hymnal* use it “every week” to sing hymns from the church’s tradition, but much less often to sing newer hymns, hymns from other countries, African American spirituals, and Psalms. (p. 6)
- ✓ Half of pastors report congregational singing of contemporary praise choruses either weekly or every two to three weeks. Subsequent analysis shows that many of these congregations have multiple worship services every weekend, raising the possibility that such music may be sung in one service but not in others. (p. 7)
- ✓ Around one in four pastors report that their congregations use projection equipment in worship every week, but fewer than one in ten report the use of video clips, recorded music, or MIDI that frequently. (p. 7)
- ✓ Most pastors think their use of various technologies in worship will stay the same or increase in the future, with more of those currently using than not using each technology expecting increased future use. (p. 8)
- ✓ More than nine in ten pastors report that their congregation has a choir, and around half overall report having either a children’s choir or a bell choir or both. (p. 9)
- ✓ A quarter of laity and specialized clergy but four in ten pastors report participating in a church choir in the prior year, while somewhat fewer report playing a musical instrument in worship during that period. (p. 9)
- ✓ More than nine in ten pastors report a choir director at their church, most of whom are paid and work part-time in that capacity. (p. 9)

NEED FOR A NEW HYMNAL

Is a New Hymnal Needed?

- ✓ When asked “how likely it is that the PC(USA) will need a new hymnal by 2013,” most panelists respond “not too likely” or “not at all likely” (members, 51%; elders, 52%). However, almost as many respond “very likely” or “generally likely” (44%; 44%). (These percentages differ slightly from those presented in the data appendix, because responses of panelists who checked more than one response have been excluded.)
- ✓ Among ministers the reverse pattern occurs: majorities respond “very likely” or “generally likely” (pastors, 57%; specialized clergy, 55%) while sizable minorities respond “not too likely” or “not at all likely” (42%; 41%) regarding the need for a new denominational hymnal by 2013.

Figure 1. Opinions on How Likely It Is the PC(USA) Will Need a New Hymnal by 2013



- ✓ Around a third of laity (members, 30%; elders, 33%) and half of ministers (pastors, 47%; specialized clergy, 49%) are personally “very interested” or “generally interested” in the PC(USA) “developing a new hymnal to be published in the year 2013.” Of the rest, some are “a little interested” (24%; 26%; 24%; 21%) but more are “not interested” (41%; 39%; 28%; 28%).

Arguments For a New Hymnal

- ✓ Among the subset who think a new hymnal is “very likely” or “generally likely” to be needed, the reasons chosen by a majority in at least three of the four Panel groups are:
 - Younger worshipers will want more contemporary hymns (members, 69%; elders, 80%; pastors, 79%; specialized clergy, 62%)
 - Newer hymns will have been written and need to be included (59%; 66%; 75%; 70%)
 - Congregational song preferences will have shifted such that many worshipers will want a different collection of hymns (55%; 70%; 67%; 63%)
 - Different hymns will be needed to reflect the changing cultural/racial/ethnic composition of the church (45%; 63%; 62%; 70%)

Arguments Against a New Hymnal

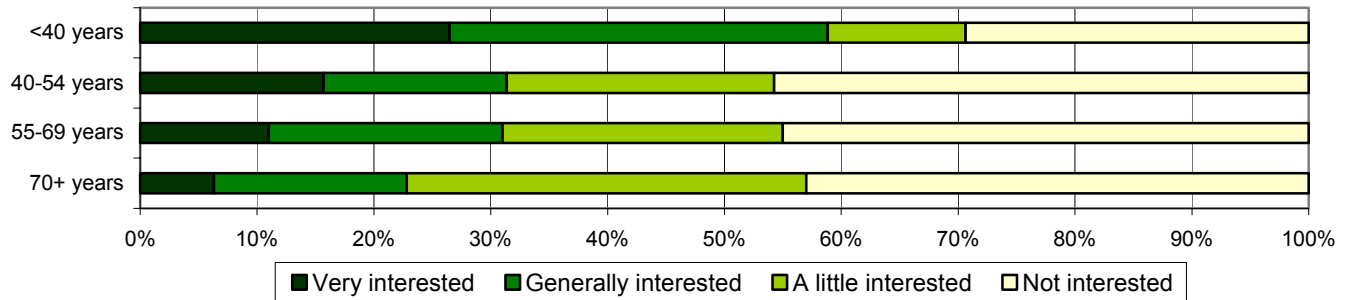
- ✓ Among panelists who think a new hymnal will likely not be needed in 2013, opinion is divided between laity and pastors as to why. Among laity, only one of four choices was chosen by a majority, while among pastors a majority selected each of the other three:
 - The *Presbyterian Hymnal* will continue to be contemporary long past 2013 (members, 61%; elders, 59%; pastors, 33%; specialized clergy, 34%)
 - Hymnal supplements will be available for those who want newer hymns (41%; 47%; 58%; 72%)
 - Fewer congregations will want a denominational hymnal, opting instead to put together their own collections of hymns (17%; 23%; 58%; 38%)
 - More congregations will project hymns on a screen, and not need a printed hymnal (36%; 36%; 66%; 51%)

NEED FOR A NEW HYMNAL

Need for and Interest in a New Hymnal by Age, Education

- ✓ In all four samples, opinions on the *need* for a new hymnal do not differ significantly by panelists' age. Among members only, however, *interest* in a new hymnal is related to age, such that more younger than older panelists are "very interested" or "generally interested" in the development a new denominational hymnal. In particular, 59% of members less than 40 years of age are "very interested" or "generally interested" in a new hymnal, compared to 23% of those aged 70 or older.

Figure 2. Interest in a New Hymnal, by Age: Members' Responses



- ✓ Among laity, opinions on the need for, and interest in, a new hymnal do not differ significantly by levels of formal education. (We did not examine these associations among ministers, given that they all have at least one graduate degree, and hence there is very little variation in educational levels.)

Need for and Interest in a New Hymnal by Theological Orientation

- ✓ Among both members and pastors, more of the theologically liberal than theologically conservative panelists believe the PC(USA) will need a new hymnal by 2013. (See Table 1.)
- ✓ Among both members and pastors, more of the theologically liberal than theologically conservative panelists are "very interested" or "generally interested" in the PC(USA) developing a new hymnal. (Note that the relationship for members does not meet statistical significance by the usual criterion.)

Table 1. Opinions on the Need for and Interest in a New Hymnal, by Theological Orientation*

	Members			Pastors		
	Conservative	Moderate	Liberal	Conservative	Moderate	Liberal
<i>Likelihood of Needing a New Hymnal by 2013</i>						
Very likely	22%	17%	33%	28%	34%	37%
Generally likely	17%	27%	33%	18%	28%	28%
Not too likely	29%	42%	26%	34%	30%	26%
Not at all likely	32%	15%	7%	20%	8%	8%
	Significant ($p < 0.001$)			Significant ($p < 0.01$)		
<i>Interest in the PC(USA) Developing a New Hymnal</i>						
Very interested	13%	10%	19%	14%	21%	24%
Generally interested	14%	19%	30%	16%	33%	32%
A little interested	23%	29%	20%	24%	26%	24%
Not interested	49%	43%	30%	45%	20%	21%
	Not significant ($p = 0.06$)			Significant ($p < 0.001$)		

*No opinion responses excluded

OTHER OPINIONS ON HYMNALS

Frequency of Hymnal Publication

- ✓ Around half in every Panel group believe that “publishing a new hymnal approximately every 20 years,” as the Presbyterian Church has typically done, is “about the right interval” (members, 49%; elders, 53%; pastors, 51%; specialized clergy, 52%).
- ✓ Of the rest, about twice as many laity and specialized clergy think 20 years is “too frequent” (members, 21%; elders, 19%; specialized clergy, 17%) than “not frequent enough” (11%; 8%; 11%). Pastors are evenly split (14%; 15%). Another one in five “don’t know” (19%; 20%; 20%; 19%).

Broad Purposes of Hymnals

- ✓ Majorities agree (combined “strongly agree” and “agree”) that “a denominational hymnal is an important resource for the formation of Christian identity” (members, 65%; elders, 71%; pastors, 77%; specialized clergy, 87%). Somewhat fewer agree that “a denominational hymnal is an important resource for the formation of denominational identity” (50%; 57%; 74%; 72%).
- ✓ Most panelists agree that “a denominational hymnal should guide the church in its theological thinking and faith formation” (members, 51%; elders, 60%; pastors, 78%; specialized clergy, 83%). At the same time, similar percentages of laity but somewhat smaller majorities of ministers agree that “a denominational hymnal should be a reflection of what is currently being sung across the church” (56%; 61%; 67%; 62%).

Denominational Hymnal: Mirror or Guide?

While Q4d asked whether a denominational hymnal should reflect what is being sung across the church, Q4c asked whether such a hymnal should “guide the church in its theological thinking and faith formation.” These perspectives might be viewed as somewhat contradictory—how can a hymnal lead the church’s thinking when it is merely reflecting what is already being sung?—but a majority of pastors (51%) think it can be both. Fewer laity hold that view, however (members, 36%; elders, 38%).

Among panelists who favor one perspective more than the other (i.e., they agree that a denominational hymnal should be either a guide or reflection but they disagree or are uncertain about the other possibility), more members come down on the side of reflection (26%, compared to 15% for guide), while more elders (36%; 13%) and pastors (27%; 16%) lean in favor of guide over reflection.

Table 2. Comparing Views on What a Denominational Hymnal Should Be

	Members	Elders	Pastors	Specialized Clergy
Hymnal as Guide or Reflection: One or Both?				
Should be both (agree or strongly agree on both)	36%	38%	51%	52%
Should be neither (disagree or strongly disagree on both)	6%	3%	4%	4%
Should be a guide (strongly agree or agree), but should not be a reflection (strongly disagree or disagree) or are uncertain whether it should be a reflection (neutral or not sure)	15%	24%	27%	11%
Should be a reflection (strongly agree or agree), but should not be a guide (strongly disagree or disagree) or are uncertain whether it should be a guide (neutral or not sure)	26%	25%	16%	31%
Not sure about either (neutral or not sure on both)	17%	10%	1%	2%
Total*	100%	100%	99%	100%

*May not total 100% because of rounding

OTHER OPINIONS ON HYMNALS

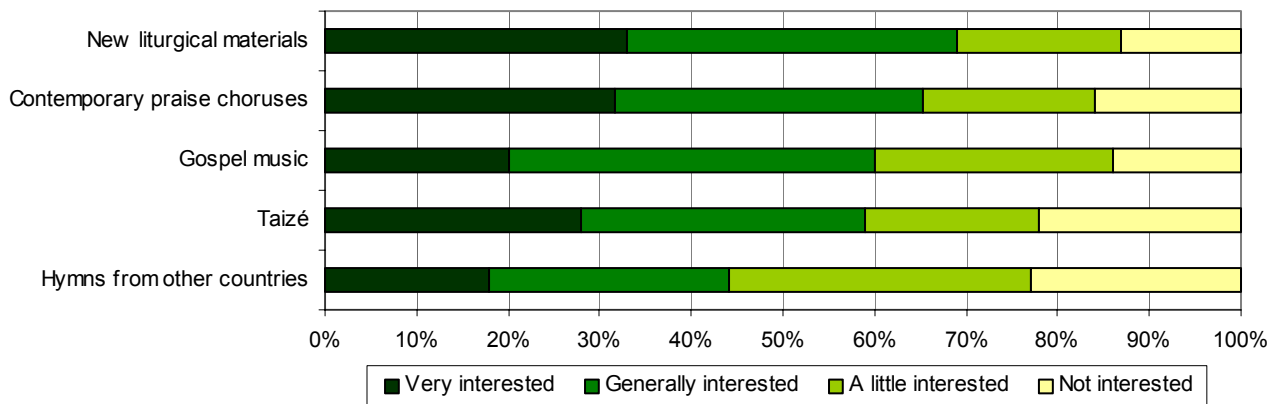
Liturgy in a New Hymnal

- ✓ Were a new hymnal to be published, around half or more have a high or moderate level of interest (combined “very interested” and “generally interested”) in it having each of five types of liturgical resources:
 - Creeds or confessions (members, 64%; elders, 74%; pastors, 66%; specialized clergy, 76%)
 - Liturgy for the Lord’s Supper (60%; 60%; 51%; 70%)
 - Liturgy for baptism (56%; 56%; 49%; 64%)
 - Liturgy for receiving new members (51%; 54%; 49%; 56%)
 - Liturgy for ordaining/installing elders (50%; 53%; 48%; 57%)
- ✓ Many, especially laity, have no opinion on the number of pages a new hymnal should devote to liturgical resources (members, 41%; elders, 37%). Among those with an opinion, the median preferred number of pages is 33 for members, 30 for elders, 36 for pastors, and 44 for specialized clergy.

Interest in Hymnal Supplements

- ✓ Of five possible topic areas for hymnal supplements, small majorities of elders but somewhat fewer members are “very interested” or “generally interested” in three:
 - Gospel music (members, 49%; elders, 53%)
 - New liturgical materials (aids to worship) (41%; 52%)
 - Contemporary praise choruses (38%; 55%)
- ✓ Relatively fewer are interested (combined “very interested” or “generally interested”) in two other options, especially Taizé:
 - Hymns from other countries (21%; 30%)
 - Taizé (10%; 14%)
- ✓ Relatively more ministers than laity are at least moderately interested in each of the five types of hymnal supplements listed on the questionnaire, with the contrast greatest for new liturgical materials (aids to worship) and Taizé:
 - New liturgical materials (combined “very interested” and “generally interested”: pastors, 69%; specialized clergy, 76%)
 - Contemporary praise choruses (65%; 51%)
 - Gospel music (60%; 54%)
 - Taizé (57%; 56%)
 - Hymns from other countries (44%; 62%)

Figure 3. Interest in Hymnal Supplements by Type of Content: Pastors’ Responses



HYMNAL USE IN CONGREGATIONS

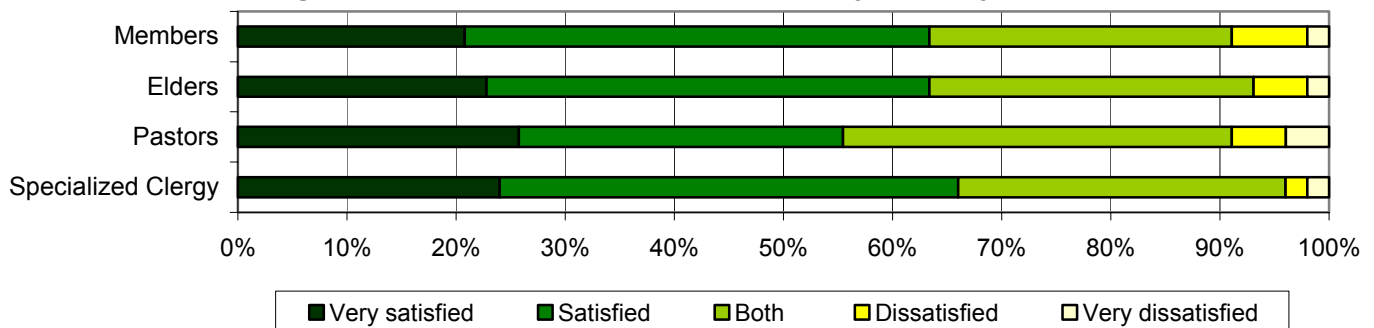
Hymnals Currently Used

- ✓ Most congregations “usually use a hymnal or hymnal supplement in worship” (members, 94%; elders, 93%; pastors, 95%). Those that do not use hymnals typically print hymn texts in the worship bulletin or project them on a screen.
- ✓ Among those using hymnals in worship, two in three report using only or primarily the 1990 *Presbyterian Hymnal* (members, 66%; elders, 72%; pastors, 68%).
- ✓ No other hymnal is reported as the single or primary worship hymnal by as many as one in ten panelists. The next hymnal in frequency of use is the 1955 *Presbyterian Hymnbook* (so indicated by 9% of members, 9% of elders, and 7% of pastors). In addition, many checked “other” (6%; 9%; 20%) and listed a variety of other hymnals, the most frequent being *Hymns for the Family of God* (overall, listed by 1% of members and elders, and 3% of pastors). Another 12% of members and 6% of elders (but almost no pastors) respond “don’t know.”

Satisfaction with Hymnals

- ✓ Most panelists in congregations where the 1990 *Presbyterian Hymnal* is the only or primary worship hymnal are either “very satisfied” or “satisfied” with it (members, 64%; elders, 64%; pastors, 55%). Most of the rest are “both satisfied and dissatisfied” (28%; 30%; 36%) rather than “dissatisfied” or “strongly dissatisfied” (9%; 7%; 9%). (These percentages have been calculated after omitting “don’t know” responses.)

Figure 4. Satisfaction with the 1990 *Presbyterian Hymnal*



- ✓ Among the small number whose congregations use the 1955 *Presbyterian Hymnbook*, most laity but fewer pastors are “very satisfied” or “satisfied”: members, 68%; elders, 67%; pastors, 43%.

Other Hymnals and Supplements Used

- ✓ Many congregations use a second hymnal, supplement, or songbook “regularly in worship” (members, 35%; elders, 37%; pastors, 58%). No particular secondary hymnal or supplement is widely used; the most common, according to pastors, are *Sing the Faith* (reported by 16%), *Lift Up Your Hearts* (10%), and the 1955 *Presbyterian Hymnbook* (10%).

Hymnals Recently Bought

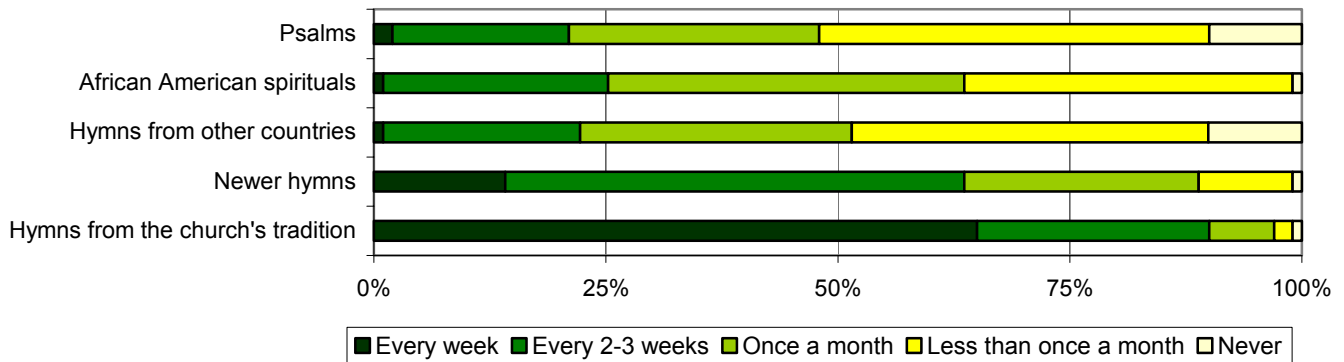
- ✓ One-third of pastors (35%) report their congregation buying a hymnal or hymnal supplement in the last five years.
- ✓ In these congregations, the most common purchases have been *Sing the Faith* (39% so report), the 1990 *Presbyterian Hymnal* (17%), and *Lift Up Your Hearts* (14%). In addition, 5% report buying *Hymns We Love to Sing*, and 2%, *Sing a New Creation*. (Note that many pastors—30% overall—respond “other.”)

HYMNAL USE IN CONGREGATIONS

Hymns Sung from the Presbyterian Hymnal

- ✓ In congregations that use the 1990 *Presbyterian Hymnal*, most pastors report singing “hymns from the church’s tradition” from that hymnal either “every week” (65%) or “every 2 or 3 weeks” (25%). A majority also report singing “newer hymns” from that hymnal “weekly” (14%) or “every 2 or 3 weeks” (49%). (See Figure 5.) (Percentages on this page are calculated after omitting “don’t know” responses.)

Figure 5. Frequency of Singing Types of Hymns from the 1990 *Presbyterian Hymnal*: Pastors’ Responses



- ✓ Other types of hymns are sung from that hymnal with lesser frequency, according to pastors:
 - African American spirituals (“every week,” 1%; “every 2 or 3 weeks,” 24%; “around once a month,” 37%; “less than once a month,” 36%; “never,” 1%)
 - Hymns from other countries (1%; 21%; 29%; 38%; 10%)
 - Psalms (2%; 19%; 27%; 41%; 10%)

Hymns Sung from Other Hymnals

- ✓ Most pastors whose congregations use the 1990 *Presbyterian Hymnal* report that worship services include certain types of hymns from *other* hymnals only infrequently, if at all:
 - Newer hymns (“every week,” 15%; “every 2 or 3 weeks,” 23%; “around once a month,” 18%; “less than once a month,” 24%; “never,” 20%)
 - Hymns from the church’s tradition (14%; 11%; 17%; 33%; 26%)
 - Hymns from other countries (1%; 9%; 10%; 38%; 43%)
 - African American spirituals (2%; 8%; 17%; 38%; 34%)
 - Psalms (1%; 7%; 10%; 33%; 49%)

Singing Psalms

- ✓ Few pastors report their congregations sing Psalms (“use the Psalter”) as often as “every week” (2%), “every 2 or 3 weeks” (8%), or “around once a month” (12%). Instead, most report singing Psalms “less than once a month” (37%) or “never” (40%).
- ✓ In congregations that at least occasionally sing Psalms, only 10% of pastors report that they “use a separate Psalter book or publication.”

OTHER MUSIC ISSUES

Singing from Other Sources

- ✓ Half of pastors report that congregational worship includes the “singing of a hymn or other song that’s not found in any of the hymnal or hymnal supplements the congregation usually uses” either “weekly” (35%) or “every 2-3 weeks” (14%). Only 9% respond “never.”

Praise Music

- ✓ Half of pastors report congregational singing of “contemporary praise choruses” either “weekly” (39%) or “every 2-3 weeks” (12%). Only 19% report “never” doing so.
- ✓ More than one in four pastors (28%) report that their congregation has a “praise band/choir.”

Praise Choruses, Congregational Size, and Number of Worship Services

Contemporary praise choruses are sung with greater regularity in larger than smaller congregations. In congregations with 250 or more members, 48% of pastors report that praise choruses are sung “every week,” compared to 23% in congregations with 158 or fewer members, and 33% in congregations with 159-249 members.

What is it about size that would lead larger congregations to sing praise choruses more often? One likely possibility is the fact that larger congregations typically have more than one worship service each weekend, can include contemporary features in one while still maintaining one or more other services with more traditional elements. In fact, the second or third service may have been added expressly to provide a different format for worship.

Consistently, in congregations with only one service per weekend, 26% sing praise choruses “every week,” have two weekend services and 70% in those that have three or more. Analysis further clarifies the role of size versus number of services. However, controlling for the number of services, size is not significantly related to the likelihood of singing praise choruses every weekend.

Among other things, this finding suggests that the proportion of Presbyterian worshipers who attend services that routinely include contemporary praise music is less than might be thought based on the overall finding that 39% of pastors are in congregations that include such music in worship every week.

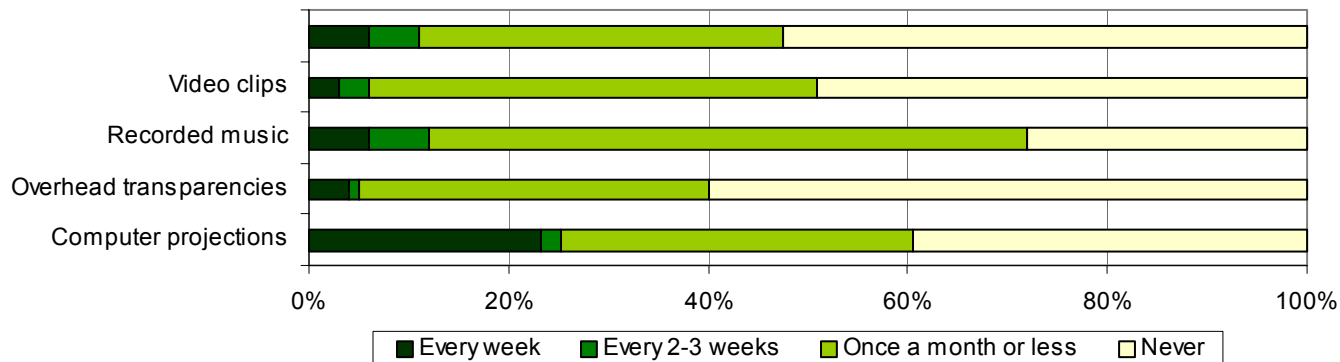
Using Technology in Worship

- ✓ Around one in four pastors report that “every week” their worship service includes “projections on a screen or wall, using a computer.” Other technologies are used less frequently in worship by congregations, if used at all (see also Figure 6, next page):
 - Projections on a screen or wall using a computer (“every week,” 23%; “every 2 or 3 weeks,” 2%; “once a month,” 5%; “less than once a month,” 30%; “never,” 39%)
 - Projections using overhead transparencies (4%; 1%; 2%; 33%; 59%)
 - Recorded music/accompaniment tracks (6%; 6%; 11%; 49%; 28%)
 - Video clips (3%; 3%; 7%; 38%; 49%)
 - MIDI (musical instrument digital interface) (6%; 5%; 5%; 31%; 52%)

OTHER MUSIC ISSUES

Using Technology in Worship (cont.)

Figure 6. Use of Technology in Worship: Pastors' Responses



- ✓ Most pastors think their use of these technologies in worship will stay the same or grow, especially in the case of computer-generated screen projections (66% expect it to “increase”; 1%, “decrease”; and 28%, “stay the same”) and video clips (57%; 2%; 34%).
- ✓ Interestingly, more panelists in congregations that currently use specific technology think that their usage will increase, as compared to panelists in congregations that do not currently use such technology (see Table 3). This pattern suggests that most of those who like or are familiar with a given technology expect to continue to use it and with even greater frequency, while most of those who do not like or are unfamiliar with a given technology plan to continue that way. In short, usage will increase, but adoption by non-users will likely be gradual.

Table 3. Expected Future Use of Specific Technologies During Worship, by Current Usage

Frequency of Current Usage	Type of Technology			
	Video Clips	Projections on a Screen Using a Computer	Projections on a Screen Using Overhead Transparencies	MIDI
	<i>Percent who believe their congregation's usage will increase</i>			
	Pastors			
Every week/every 2-3 weeks.....	88%	83%	57%	79%
Once a month or less.....	71%	76%	25%	49%
Never.....	40%	45%	14%	26%

All differences are statistically significant based on a chi-square test ($p < 0.001$)

Note: A question on future use of recorded music was inadvertently omitted from the questionnaire, so no comparison is possible between its current and expected future usage.

Copyright Licenses

- ✓ Almost three in four pastors (72%) report that their congregations have a “copyright license to reproduce hymns.” Most have licenses from Christian Copyright Licensing International (CCLI); 90% so report. An overlapping 6% have a license from onelicense.net and 2% from Oregon Catholic Press (OCP); 4% respond “other.” A total of 8% of pastors “don’t know.”

OTHER MUSIC ISSUES

Choirs and Musicians

- ✓ Most pastors (92%) report that their congregation has an adult choir, while around one-half report a children's choir (50%) or a bell choir (48%). Less common are a youth choir (28%) or a "praise band/choir" (28%).
- ✓ One-quarter of members (22%), elders (26%), and specialized clergy (27%), and four in ten pastors (41%), have "sung in a church choir" in the past year, most of them "regularly" (86%; 77%; 55%; 61%).
- ✓ Relatively few laity or specialized clergy report having played "a musical instrument during worship in your congregation" in the prior year (members, 12%; elders, 12%; specialized clergy, 17%). In mild contrast, more than one in four pastors so report (28%).
- ✓ The percentage of panelists who sing in a choir or who play a musical instrument in worship does not vary significantly by gender or by age group.
- ✓ Among all four Panel groups, participating in a church choir or playing a musical instrument in worship is not related to opinions on whether the PC(USA) will need a new hymnal by the year 2013. However, choir participation and instrument playing *are* related to personal interest in a new hymnal among laity. Compared to other members and elders, more of those who participated in a choir or played a musical instrument in worship are "very interested" or "generally interested" in the PC(USA) developing a new hymnal, as Table 4 shows.

Table 4. Personal Interest in a New Hymnal by Musical Involvement in the Congregation


	Choir Participant	Not a Choir Participant	Played a Musical Instrument in Worship	Not Played a Musical Instrument in Worship
	<i>Percent "very interested" or "generally interested" in a new hymnal</i>			
Members	45%	25%	46%	27%
Elders	41%	29%	51%	29%
Pastors	50%	45%	56%	44%
Specialized Clergy	59%	44%	54%	47%

All differences are statistically significant based on a chi-square test ($p < .05$) with the exception of musical instrument playing among members ($p = 0.60$)

Choir Directors

- ✓ Almost all panelists report a choir director in their congregation (members, 96%; elders, 95%; pastors, 92%; specialized clergy, 87%).
- ✓ Most of the pastors in congregations with a choir director report that their choir director is paid (90%) and works part-time (87%) in that role. Among those whose choir directing responsibilities are part-time, a third work in other capacities at the church or elsewhere (36%). Only 13% of all pastors report a full-time choir director.
- ✓ Among paid choir directors, 14% work full-time in that role, while another 5% work full-time for the church but only part-time as choir director. Among volunteer choir directors, none work full-time in that role.

THE PRESBYTERIAN PANEL
HYMNALS—THE AUGUST 2005 QUESTIONNAIRE
DATA APPENDIX



Part 1. Assessing the Need for a New Hymnal

Q-1. Producing a new hymnal for the PC(USA) would take approximately eight years, that is, if we begin the process now, it will be 2013 before a new hymnal would be published. In your opinion, how likely is it that the PC(USA) will *need* a new hymnal by the year 2013?

	Members +	Elders +	Pastors	Specialized Clergy +
Very likely	21%	19%	32%	26%
Generally likely	22%	24%	24%	29%
Not too likely	31%	36%	30%	30%
Not at all likely	19%	14%	11%	11%
No opinion	5%	4%	1%	3%
More than one response checked	2%	3%	1%	1%

Q-1a. [If “Very likely” or “Generally likely,”] Why do you think a new hymnal will likely be needed then? (✓ *all* that apply.)

	n=118 ◆	n=195 ◆	n=238 ◆	n=113 ◆
Newer hymns will have been written and need to be included.....	59%	66%	75%	70%
Some hymns should be retired	38%	40%	52%	47%
Different hymns will be needed to reflect the changing cultural/racial/ethnic composition of the church	45%	63%	62%	70%
Congregational song preferences will have shifted such that many worshipers will want a different collection of hymns.....	55%	70%	67%	63%
Younger worshipers will want more contemporary hymns	69%	80%	79%	62%
Other (specify): _____	19%	6%	15%	19%

Q-1b. [If “Not too likely” or “Not at all likely,”] Why do you think a new hymnal will likely *not* be needed then? (✓ *all* that apply.)

	n=137 ◆	n=229 ◆	n=173 ◆	n=84 ◆
The <i>Presbyterian Hymnal</i> (1990) will continue to be contemporary long past 2013.....	61%	59%	33%	34%
Hymnal supplements will be available for those who want newer hymns.....	41%	47%	58%	72%
Fewer congregations will want a denominational hymnal, opting instead to put together their own collections of hymns	17%	23%	58%	38%
More congregations will project hymns on a screen, and not need a printed hymnal.....	36%	36%	66%	51%
Other (specify): _____	10%	14%	22%	12%

Note: Percentages may not add to 100 due to rounding

* = Less than 0.5%; rounds to zero

— = zero (0.0); no cases in this category

+ = 10% or more did not answer this question (reported percentages for all questions omit nonresponses, except where indicated)

n = number in the subset of respondents eligible to answer this question

◆ = percentages add to more than 100 because respondents could make more than one response

	Members	Elders	Pastors	Specialized Clergy
Q-2. The Presbyterian Church has published a new hymnal approximately every 20 years. In general, do you think this interval is . . . (✓ one box.)				
Too frequent.....	21%	19%	14%	17%
Not frequent enough.....	11%	8%	15%	11%
About the right length.....	49%	53%	51%	52%
Not sure.....	19%	20%	19%	20%
Q-3. How important is it to pass on . . .				
a. Christian identity to the next generation?				
Essential.....	70%	75%	85%	78%
Very important.....	18%	17%	14%	15%
Generally important.....	9%	8%	2%	5%
Not very important.....	1%	*	—	1%
Not at all important.....	—	—	—	—
Don't know.....	1%	*	—	*
b. Presbyterian identity, as distinct from Christian identity, to the next generation?				
Essential.....	16%	17%	22%	24%
Very important.....	29%	29%	38%	38%
Generally important.....	27%	28%	29%	28%
Not very important.....	21%	18%	9%	7%
Not at all important.....	6%	4%	2%	2%
Don't know.....	2%	3%	*	1%
Q-4. Do you agree or disagree? A denominational hymnal:				
a. Is an important resource for the formation of Christian identity				
Strongly agree.....	21%	28%	37%	47%
Agree.....	44%	43%	40%	40%
Neutral or unsure.....	26%	17%	12%	8%
Disagree.....	8%	10%	10%	3%
Strongly disagree.....	1%	1%	2%	2%
b. Is an important resource for the formation of denominational identity				
Strongly agree.....	14%	15%	25%	32%
Agree.....	36%	42%	49%	40%
Neutral or unsure.....	35%	29%	16%	20%
Disagree.....	13%	12%	10%	6%
Strongly disagree.....	2%	2%	1%	1%
c. Should guide the church in its theological thinking and faith formation				
Strongly agree.....	17%	16%	31%	37%
Agree.....	34%	44%	47%	46%
Neutral or unsure.....	33%	26%	12%	11%
Disagree.....	14%	12%	8%	5%
Strongly disagree.....	1%	2%	2%	1%

Note: Percentages may not add to 100 due to rounding

* = Less than 0.5%; rounds to zero

— = zero (0.0); no cases in this category

+ = 10% or more did not answer this question (reported percentages for all questions omit nonresponses, except where indicated)

n = number in the subset of respondents eligible to answer this question

◆ = percentages add to more than 100 because respondents could make more than one response

	Members	Elders	Pastors	Specialized Clergy
Q-4. Do you agree or disagree? A denominational hymnal: (Cont.)				
d. Should be a reflection of what is currently being sung across the church				
Strongly agree	12%	10%	15%	14%
Agree	44%	51%	51%	48%
Neutral or unsure.....	33%	27%	22%	26%
Disagree	9%	10%	11%	11%
Strongly disagree.....	2%	2%	1%	1%
Q-5. How interested are you, personally, in the PC(USA) developing a new hymnal to be published in the year 2013?				
Very interested.....	12%	8%	20%	21%
Generally interested	18%	25%	27%	28%
A little interested.....	24%	26%	24%	21%
Not interested.....	41%	39%	28%	28%
No opinion	6%	3%	1%	2%
Q-6. How interested are you in the church developing hymnal supplements containing hymns/songs in each of the following areas:				
a. Hymns (both words and music) from other countries				
Very interested	4%	10%	18%	24%
Generally interested	17%	20%	26%	38%
A little interested.....	31%	33%	32%	24%
Not interested.....	44%	35%	23%	14%
No opinion.....	3%	3%	1%	1%
b. Contemporary praise choruses				
Very interested	20%	22%	32%	20%
Generally interested	18%	33%	34%	31%
A little interested.....	31%	24%	19%	24%
Not interested.....	27%	19%	16%	25%
No opinion.....	3%	1%	—	*
c. New liturgical materials (aids to worship)				
Very interested	11%	15%	33%	35%
Generally interested	30%	37%	36%	41%
A little interested.....	29%	25%	18%	16%
Not interested.....	23%	19%	13%	8%
No opinion.....	8%	4%	*	*
d. Gospel music				
Very interested	15%	16%	20%	18%
Generally interested	34%	37%	40%	36%
A little interested.....	26%	28%	26%	31%
Not interested.....	21%	18%	14%	13%
No opinion.....	4%	2%	—	2%

Note: Percentages may not add to 100 due to rounding

* = Less than 0.5%; rounds to zero

— = zero (0.0); no cases in this category

+ = 10% or more did not answer this question (reported percentages for all questions omit nonresponses, except where indicated)

n = number in the subset of respondents eligible to answer this question

◆ = percentages add to more than 100 because respondents could make more than one response

	Members	Elders	Pastors	Specialized Clergy
Q-6. How interested are you in the church developing hymnal supplements containing hymns/songs in each of the following areas:				
e. Taizé		+		
Very interested	4%	6%	27%	30%
Generally interested	6%	8%	30%	26%
A little interested	13%	14%	18%	20%
Not interested	30%	31%	21%	15%
No opinion.....	47%	41%	4%	9%
f. Other musical style(s) (specify): _____	+	+	+	+
Very interested	8%	6%	33%	22%
Generally interested	6%	7%	12%	9%
A little interested	7%	9%	6%	6%
Not interested	22%	27%	16%	12%
No opinion.....	57%	51%	32%	51%

If the results of this and other surveys were to indicate the need for a new hymnal:

Q-7. How interested would you be in a new hymnal including each of the following liturgical resources (aids to worship)?				
a. Creeds or confessions				
Very interested	29%	39%	39%	45%
Generally interested	35%	35%	27%	31%
A little interested	17%	12%	14%	11%
Not interested	14%	11%	19%	14%
No opinion.....	5%	3%	*	—
b. Liturgy for the Lord's Supper				
Very interested	26%	28%	30%	42%
Generally interested	34%	32%	21%	28%
A little interested	17%	18%	19%	12%
Not interested	19%	18%	30%	17%
No opinion.....	4%	4%	*	—
c. Liturgy for baptism				
Very interested	22%	24%	26%	42%
Generally interested	34%	32%	23%	22%
A little interested	18%	18%	20%	16%
Not interested	22%	22%	30%	21%
No opinion.....	5%	4%	*	—
d. Liturgy for receiving new members				
Very interested	19%	21%	26%	34%
Generally interested	32%	33%	23%	22%
A little interested	20%	17%	20%	22%
Not interested	24%	24%	30%	23%
No opinion.....	5%	5%	*	—

Note: Percentages may not add to 100 due to rounding

* = Less than 0.5%; rounds to zero

— = zero (0.0); no cases in this category

+ = 10% or more did not answer this question (reported percentages for all questions omit nonresponses, except where indicated)

n = number in the subset of respondents eligible to answer this question

◆ = percentages add to more than 100 because respondents could make more than one response

	Members	Elders	Pastors	Specialized Clergy
Q-7. How interested would you be in a new hymnal including each of the following liturgical resources (aids to worship)? (Cont.)				
e. Liturgy for ordaining/installing elders				
Very interested	19%	21%	25%	35%
Generally interested	31%	32%	23%	22%
A little interested	21%	19%	22%	20%
Not interested	24%	24%	29%	24%
No opinion	5%	4%	*	—

Q-8. Given that the inclusion of liturgical resources would mean less space for hymns in a new hymnal, how many total pages in such a hymnal would you want to be used for liturgical resources? (For reference, the 1990 *Presbyterian Hymnal* has five such pages; the 1970 *Worshipbook* has 206.) (Write the number on the line; if *none*, write “0.” If *no opinion*, check here .) _____ pages of liturgical resources

None	8%	6%	10%	8%
1 – 9	15%	13%	11%	8%
10 – 19	13%	17%	17%	11%
20 – 39	9%	14%	18%	22%
40 – 99	6%	6%	14%	13%
100 or more	6%	6%	12%	17%
No opinion	41%	37%	18%	22%
mean	33.0	30.3	36.1	44.1
median	10.0	10.0	20.0	20.0

Part 2. Hymns and Hymnals in Congregations

Q-9. Does your congregation usually use a hymnal or hymnal supplement in worship?				
Yes	94%	93%	95%	95%
No	6%	7%	5%	5%

Q-9a. [If “No,”] What resources for congregational singing are used instead? Skip to Q-14. [Not tabulated]

Q-10. Which hymnal does your congregation use in worship? (If more than one is used, check the *principal* hymnal used.)

	n=282	n=459	n=416	n=191
The 1933 <i>Presbyterian Hymnal</i> (green cover).....	1%	1%	1%	—
The 1955 <i>Presbyterian Hymnbook</i> (red cover).....	9%	9%	7%	8%
The 1970 <i>Worshipbook</i> with hymns (blue cover).....	4%	3%	1%	2%
The 1990 <i>Presbyterian Hymnal</i> (blue cover).....	66%	72%	68%	68%
<i>Lift Up Your Hearts</i>	—	*	1%	1%
<i>Sing the Faith</i>	—	*	*	2%
<i>Hymns for the Family of God</i> [vol.].....	1%	1%	3%	3%
Other (specify): _____	6%	9%	20%	13%
Don’t know	12%	6%	*	3%

Note: Percentages may not add to 100 due to rounding

* = Less than 0.5%; rounds to zero

— = zero (0.0); no cases in this category

+ = 10% or more did not answer this question (reported percentages for all questions omit nonresponses, except where indicated)

n = number in the subset of respondents eligible to answer this question

◆ = percentages add to more than 100 because respondents could make more than one response

	Members	Elders	Pastors	Specialized Clergy
Q-11. How satisfied or dissatisfied are you with this hymnal?				
	n=282	n=459	n=416	n=191
Very satisfied	21%	24%	25%	21%
Satisfied	41%	42%	30%	38%
Both satisfied and dissatisfied.....	25%	28%	34%	31%
Dissatisfied.....	6%	4%	6%	6%
Very dissatisfied	2%	1%	5%	4%
No opinion	4%	2%	—	1%

Q-12. In addition to that hymnal, what other hymnals or supplements does your congregation use regularly in worship? (✓ *all* that apply.)

	◆ n=282	◆ n=459	◆ n=416	◆ n=191
<i>Lift Up Your Hearts</i>	3%	2%	11%	8%
<i>Sing the Faith</i>	4%	6%	18%	11%
<i>Hymns We Love to Sing</i>	1%	1%	2%	1%
<i>Gifts of Love</i>	—	—	1%	—
<i>Sing a New Creation</i>	1%	1%	2%	1%
The 1933 Presbyterian Hymnal (green cover).....	1%	*	2%	1%
The 1955 Presbyterian Hymnbook (red cover).....	8%	8%	11%	10%
The 1970 Worshipbook with hymns (blue cover).....	3%	1%	2%	2%
The 1990 Presbyterian Hymnal (blue cover).....	8%	6%	5%	7%
Another denomination's hymnal or supplement (specify denomination):	1%	1%	8%	4%
<i>Praise Choruses</i> [vol.]	5%	5%	9%	3%
Other (specify):	18%	22%	31%	21%
No other hymnals used	40%	44%	33%	42%
Don't know	21%	13%	2%	8%

Q-13. Has your congregation purchased a hymnal or a hymnal supplement in the last five years?

	n=282	n=459	n=416	n=191
Yes	20%	24%	35%	22%
No	54%	66%	63%	65%
Don't know	26%	10%	2%	13%

Q-13a. If yes, which one(s)? (✓ *all* that apply.)

	+ ◆ n=54	◆ n=106	◆ n=145	◆ n=42
The 1955 Presbyterian Hymnbook (red cover).....	4%	2%	1%	—
The 1990 Presbyterian Hymnal (blue cover).....	41%	50%	17%	17%
<i>Lift Up Your Hearts</i>	2%	5%	14%	15%
<i>Sing the Faith</i>	16%	24%	39%	38%
<i>Hymns We Love to Sing</i>	2%	2%	5%	—
<i>Sing a New Creation</i>	2%	1%	2%	—
Another denomination's hymnal or supplement (specify denomination):	2%	2%	4%	12%
Other (specify):	22%	10%	30%	22%
Don't know	14%	10%	—	—

Note: Percentages may not add to 100 due to rounding

* = Less than 0.5%; rounds to zero

— = zero (0.0); no cases in this category

+ = 10% or more did not answer this question (reported percentages for all questions omit nonresponses, except where indicated)

n = number in the subset of respondents eligible to answer this question

◆ = percentages add to more than 100 because respondents could make more than one response

	Members	Elders	Pastors	Specialized Clergy
Q-14. How many worship services does your congregation have on a typical weekend? _____				
1	41%	40%	58%	53%
2	37%	36%	31%	28%
3	16%	19%	8%	13%
4 or more	6%	6%	3%	5%
mean	1.9	1.9	1.6	1.8
median	2.0	2.0	1.0	1.0

If your congregation has more than one worship service on a typical weekend:

Members, elders, and specialized clergy: please respond to Q-15 through Q-18 with regard to the service you usually attend

Pastors: please respond to Q-15 through Q-18 with regard to all services combined

Q-15. How often does worship include congregational singing of a hymn or other song that's not found in any of the hymnals or hymnal supplements the congregation usually uses?

	+	+	+	+
Every week	23%	27%	35%	30%
Every 2 or 3 weeks.....	11%	12%	14%	16%
Around once a month.....	15%	14%	12%	17%
Less than once a month.....	30%	32%	29%	24%
Never	12%	11%	9%	12%
Don't know	8%	4%	—	1%

Q-16. How often does your congregation use the Psalter (sing Psalms) during worship?

	+	+	+	+
Every week	3%	4%	2%	9%
Every 2 or 3 weeks.....	5%	4%	8%	9%
Around once a month.....	8%	6%	12%	12%
Less than once a month.....	18%	25%	37%	29%
Never.....	38%	46%	40%	38%
Don't know	28%	16%	*	3%

Q-16a. [If your congregation uses a Psalter,] Does your congregation use a separate Psalter book or publication in worship?

	+			
	n=93	n=163	n=233	n=114
Yes	11%	5%	10%	10%
No.....	78%	90%	90%	90%
Don't know	11%	5%	1%	—

Note: Percentages may not add to 100 due to rounding

* = Less than 0.5%; rounds to zero

— = zero (0.0); no cases in this category

+ = 10% or more did not answer this question (reported percentages for all questions omit nonresponses, except where indicated)

n = number in the subset of respondents eligible to answer this question

◆ = percentages add to more than 100 because respondents could make more than one response

	Members	Elders	Pastors	Specialized Clergy
Q-17. How often are <i>contemporary praise choruses</i> sung in worship in your congregation?				
	+	+	+	+
Every week	27%	31%	39%	27%
Every 2 or 3 weeks.....	7%	8%	12%	8%
Around once a month.....	10%	8%	10%	12%
Less than once a month.....	17%	23%	20%	22%
Never.....	19%	20%	19%	30%
Not familiar with the term	12%	5%	*	—
Don't know	7%	4%	—	1%
Q-18. How often does your congregation use each of the following technologies during worship?				
a. Video clips	+	+	+	+
Every week.....	6%	4%	3%	4%
Every 2 or 3 weeks.....	1%	5%	3%	5%
Around once a month.....	5%	5%	7%	3%
Less than once a month.....	28%	30%	38%	38%
Never.....	58%	53%	49%	48%
Don't know.....	3%	2%	*	2%
b. Projections on a screen or wall, using a computer (e.g., PowerPoint)	+	+	+	+
Every week.....	17%	22%	23%	19%
Every 2 or 3 weeks.....	3%	1%	2%	3%
Around once a month.....	3%	3%	5%	1%
Less than once a month.....	23%	26%	30%	31%
Never.....	52%	47%	39%	45%
Don't know.....	2%	1%	*	1%
c. Projections on a screen or wall, using overhead transparencies	+	+	+	+
Every week.....	3%	5%	4%	4%
Every 2 or 3 weeks.....	2%	1%	1%	1%
Around once a month.....	1%	1%	2%	2%
Less than once a month.....	26%	28%	33%	36%
Never.....	64%	62%	59%	55%
Don't know.....	4%	3%	1%	2%
d. Recorded music/accompaniment tracks	+	+	+	+
Every week.....	3%	5%	6%	5%
Every 2 or 3 weeks.....	5%	7%	6%	3%
Around once a month.....	9%	9%	11%	9%
Less than once a month.....	36%	40%	48%	42%
Never.....	43%	36%	28%	40%
Don't know.....	4%	3%	1%	1%

Note: Percentages may not add to 100 due to rounding

* = Less than 0.5%; rounds to zero

— = zero (0.0); no cases in this category

+ = 10% or more did not answer this question (reported percentages for all questions omit nonresponses, except where indicated)

n = number in the subset of respondents eligible to answer this question

◆ = percentages add to more than 100 because respondents could make more than one response

	Members	Elders	Pastors	Specialized Clergy
Q-18. How often does your congregation use each of the following technologies during worship? (Cont.)				
e. MIDI (musical instrument digital interface)	+	+	+	+
Every week.....	2%	4%	6%	3%
Every 2 or 3 weeks.....	2%	4%	5%	4%
Around once a month.....	1%	5%	5%	2%
Less than once a month.....	22%	23%	29%	28%
Never.....	54%	49%	50%	53%
Don't know.....	19%	16%	4%	10%
Q-19. Over the next seven years, do you think your congregation's use of each of these same technologies/resources in worship will increase, decrease, or stay about the same?				
a. Video clips				+
Increase.....	30%	38%	57%	40%
Decrease.....	1%	2%	2%	1%
Stay about the same.....	44%	44%	34%	44%
No opinion.....	25%	16%	7%	15%
b. Projections on a screen or wall, using a computer (e.g., PowerPoint)				+
Increase.....	35%	47%	66%	47%
Decrease.....	1%	2%	1%	1%
Stay about the same.....	41%	37%	28%	40%
No opinion.....	23%	14%	6%	12%
c. Projections on a screen or wall, using overhead transparencies				+
Increase.....	13%	18%	20%	17%
Decrease.....	9%	12%	18%	18%
Stay about the same.....	48%	51%	49%	50%
No opinion.....	29%	19%	13%	15%
d. MIDI (musical instrument digital interface)				+
Increase.....	21%	31%	42%	29%
Decrease.....	1%	2%	2%	3%
Stay about the same.....	34%	35%	37%	39%
No opinion.....	44%	32%	19%	30%
Q-20. Does your congregation have a copyright license to reproduce hymns in bulletins, for projection during worship, or for other purposes?				
Yes.....	30%	41%	72%	50%
No.....	11%	15%	24%	22%
Don't know.....	59%	44%	4%	28%

Note: Percentages may not add to 100 due to rounding

* = Less than 0.5%; rounds to zero

— = zero (0.0); no cases in this category

+ = 10% or more did not answer this question (reported percentages for all questions omit nonresponses, except where indicated)

n = number in the subset of respondents eligible to answer this question

◆ = percentages add to more than 100 because respondents could make more than one response

Q-20. Does your congregation have a copyright license to reproduce hymns in bulletins, for projection during worship, or for other purposes?
(Cont.)

Q-20a. If yes, what copyright license(s) do you use? (✓ all that apply.)	◆	◆	◆	◆
	n=91	n=206	n=316	n=106
Christian Copyright Licensing International (CCLI).....	57%	39%	90%	62%
Onelicense.net.....	2%	4%	6%	2%
Oregon Catholic Press (OCP).....	1%	1%	2%	1%
Oxford University Press.....	—	2%	—	1%
Other (specify): _____	4%	4%	4%	1%
Don't know.....	42%	58%	8%	35%

Q-21. What choir(s) does your congregation have? (✓ all that apply.)

	◆	◆	◆	◆ +
Adult choir(s).....	97%	96%	92%	87%
Youth choir(s).....	48%	45%	28%	33%
Children's choir(s).....	68%	67%	50%	51%
Praise band/choir(s).....	28%	35%	28%	23%
Bell choir(s).....	67%	73%	48%	42%
Other (specify): _____	11%	13%	11%	7%
We don't have any choirs.....	1%	3%	5%	10%

If your congregation uses the newest *Presbyterian Hymnal* (1990) in worship at least some of the time, continue with Q-22; others skip to Q-24.

Q-22. How often does worship include each of the following types of hymns from the *Presbyterian Hymnal* (1990)?

a. Hymns from the church's tradition (e.g., "Be Thou My Vision"; "A Mighty Fortress")	n=196	n=340	n=298	n=136
Every week.....	42%	45%	65%	63%
Every 2 or 3 weeks.....	32%	30%	25%	24%
Around once a month.....	15%	15%	7%	6%
Less than once a month.....	3%	8%	2%	4%
Never.....	3%	1%	1%	—
Don't know.....	5%	2%	*	3%
b. Hymns from other countries (e.g., "Lord, You have Come to the Lakeshore/Tú Has Venido a la Orilla"; "Jesu, Jesu, Fill Us With Your Love")	n=196	n=340	n=298	n=136
Every week.....	1%	*	1%	6%
Every 2 or 3 weeks.....	8%	10%	21%	20%
Around once a month.....	19%	18%	29%	23%
Less than once a month.....	41%	48%	38%	36%
Never.....	18%	19%	10%	10%
Don't know.....	13%	5%	*	4%

Note: Percentages may not add to 100 due to rounding

* = Less than 0.5%; rounds to zero

— = zero (0.0); no cases in this category

+ = 10% or more did not answer this question (reported percentages for all questions omit nonresponses, except where indicated)

n = number in the subset of respondents eligible to answer this question

◆ = percentages add to more than 100 because respondents could make more than one response

Q-22. How often does worship include each of the following types of hymns from the *Presbyterian Hymnal* (1990)?

(Cont.)

	n=196	n=340	n=298	n=136
c. African American spirituals (e.g., “Were You There?”; “Lord, I Want to Be a Christian”)				
Every week.....	1%	1%	1%	3%
Every 2 or 3 weeks.....	14%	12%	24%	20%
Around once a month.....	31%	36%	37%	39%
Less than once a month.....	42%	46%	36%	35%
Never.....	6%	3%	1%	2%
Don’t know.....	7%	2%	*	2%
d. Psalms	n=196	n=340	n=298	n=136
Every week.....	4%	4%	2%	8%
Every 2 or 3 weeks.....	18%	18%	19%	19%
Around once a month.....	26%	20%	27%	32%
Less than once a month.....	25%	33%	41%	27%
Never.....	11%	11%	10%	11%
Don’t know.....	16%	14%	1%	3%
e. “Newer” hymns (written approx. 1970-1990; e.g., “God of the Sparrow”; “Here I Am, Lord”)				
Every week.....	7%	6%	14%	16%
Every 2 or 3 weeks.....	29%	40%	49%	45%
Around once a month.....	41%	30%	25%	24%
Less than once a month.....	15%	22%	10%	11%
Never.....	4%	*	1%	2%
Don’t know.....	4%	2%	*	3%

Q-23. How often does worship include each of the following types of hymns from a *different* hymnal, hymnal supplement, or other source?

	n=196	n=340	n=298	n=136
a. Hymns from the church’s tradition				
Every week.....	16%	14%	14%	14%
Every 2 or 3 weeks.....	11%	8%	11%	10%
Around once a month.....	9%	13%	16%	6%
Less than once a month.....	15%	29%	32%	24%
Never.....	26%	24%	24%	42%
Don’t know.....	23%	12%	3%	4%
b. Hymns from other countries			+	
Every week.....	1%	—	1%	4%
Every 2 or 3 weeks.....	3%	3%	9%	7%
Around once a month.....	6%	8%	10%	10%
Less than once a month.....	28%	35%	37%	25%
Never.....	38%	39%	41%	49%
Don’t know.....	25%	16%	2%	5%

Note: Percentages may not add to 100 due to rounding

* = Less than 0.5%; rounds to zero

— = zero (0.0); no cases in this category

+ = 10% or more did not answer this question (reported percentages for all questions omit nonresponses, except where indicated)

n = number in the subset of respondents eligible to answer this question

◆ = percentages add to more than 100 because respondents could make more than one response

	Members	Elders	Pastors	Specialized Clergy
Q-23. How often does worship include each of the following types of hymns from a <i>different</i> hymnal, hymnal supplement, or other source? (Cont.)				
c. African American spirituals	n=196	n=340	n=298	n=136
Every week.....	1%	*	2%	4%
Every 2 or 3 weeks.....	3%	5%	8%	6%
Around once a month.....	13%	14%	16%	10%
Less than once a month.....	28%	38%	38%	34%
Never.....	35%	30%	33%	42%
Don't know.....	20%	13%	2%	3%
d. Psalms			+	
	n=196	n=340	n=298	n=136
Every week.....	1%	1%	2%	4%
Every 2 or 3 weeks.....	8%	7%	8%	10%
Around once a month.....	12%	9%	10%	8%
Less than once a month.....	20%	30%	31%	22%
Never.....	34%	32%	48%	51%
Don't know.....	26%	21%	2%	6%
e. Newer hymns	n=196	n=340	n=298	n=136
Every week.....	5%	7%	15%	12%
Every 2 or 3 weeks.....	12%	14%	23%	18%
Around once a month.....	16%	16%	18%	14%
Less than once a month.....	22%	30%	23%	21%
Never.....	26%	18%	19%	32%
Don't know.....	19%	14%	2%	4%
Q-24. In the last year, have you . . .				
a. sung in a church choir during worship in your congregation?				
Yes, regularly.....	19%	20%	25%	15%
Yes, occasionally.....	2%	3%	8%	6%
Yes, once or twice.....	1%	4%	8%	6%
No.....	78%	74%	59%	73%
b. played a musical instrument during worship in your congregation?				
Yes, regularly.....	4%	4%	11%	6%
Yes, occasionally.....	4%	5%	10%	6%
Yes, once or twice.....	4%	3%	8%	5%
No.....	88%	88%	72%	84%
Q-25. Does your congregation have a choir director?				+
Yes.....	96%	95%	92%	87%
No.....	3%	5%	8%	12%
Don't know.....	1%	—	—	1%

Note: Percentages may not add to 100 due to rounding

* = Less than 0.5%; rounds to zero

— = zero (0.0); no cases in this category

+ = 10% or more did not answer this question (reported percentages for all questions omit nonresponses, except where indicated)

n = number in the subset of respondents eligible to answer this question

◆ = percentages add to more than 100 because respondents could make more than one response

	Members	Elders	Pastors	Specialized Clergy
Q-25. Does your congregation have a choir director (Cont.)				
Q-25a. [If “Yes,”] Is this person paid or volunteer?	n=302	n=474	n=405	n=185
Paid	85%	95%	90%	88%
Volunteer.....	9%	5%	10%	11%
Don’t know	6%	*	—	1%
Q-25b. [If “Yes,”] Does this person work full-time or part-time?				
Full time (35 or more hours per week), all spent as choir director	n=302 24%	n=474 26%	n=405 13%	n=185 19%
Full time, but only some of that time is spent as choir director	6%	8%	5%	6%
Part time, but only some of that time is spent as choir director	11%	15%	23%	19%
Part time, all spent as choir director.....	46%	48%	59%	53%
Don’t know	14%	4%	*	3%
Q-26. What kind of musical resources do you wish your congregation had that it does not now have? [Not tabulated]				
Q-27. Please use this space for additional comments. [Not tabulated]				
Response from:				
Web.....	18%	18%	27%	28%
Paper.....	82%	82%	73%	72%

Note: Percentages may not add to 100 due to rounding

* = Less than 0.5%; rounds to zero

— = zero (0.0); no cases in this category

+ = 10% or more did not answer this question (reported percentages for all questions omit nonresponses, except where indicated)

n = number in the subset of respondents eligible to answer this question

◆ = percentages add to more than 100 because respondents could make more than one response

Published by:
RESEARCH SERVICES
A Ministry of the General Assembly Council
Presbyterian Church (U.S.A.)
1-888-728-7228, extension 2040

Printed on recycled paper



PDS#02056-05288
\$10.00 per copy
1-800-524-2612
100 Witherspoon Street
Louisville, KY 40202-1396

Hymnals.rpt