



The Presbyterian Panel

Listening to Presbyterians



REPORT

CHURCH CAMPS AND RETREATS

The August 2002 Survey

Table of Contents

HIGHLIGHTS	i
OVERVIEW	ii
FORMATIVE FAITH EXPERIENCES	1
Important Contributors to Faith Development.....	1
Singular Spiritual Growth Experience	1
General Faith Development and Singular Experiences: Comparing the Differences	2
Comparing the Settings: Pastors and Laity	2
Singular Spiritual Growth Experience by Age of Occurrence.....	3
Singular Spiritual Growth Experience: Comparing 1982 and 2002	4
CONGREGATIONAL RETREATS	5
Numbers and Types of Retreats	5
Attending Retreats	5
Planning Retreats	5
RETREAT PREFERENCES	7
Facility Preferences When Attending a Retreat	7
Age and Retreat Facility Preferences.....	7
Content Preferences	8
CONFERENCE CENTERS AND OTHER TOPICS	9
PC(USA) Conference Centers	9
Congregational Priorities	9
Learning Needs	9
Staff Members in Congregations	10
Christian Education Committees	10
DATA APPENDIX	A-1

RESEARCH SERVICES
A Ministry of the General Assembly Council
 Presbyterian Church (U.S.A.)
 100 Witherspoon Street
 Louisville, KY 40202

HIGHLIGHTS

- ✓ Large majorities in every Panel group report that “worship services and sermons” have contributed to their “understanding of Christian faith and the relation of faith to life” to a *very great* or *great extent* (p. 1).
- ✓ Two-thirds of laity and nine in ten ministers report “*one* particular learning or spiritual growth experience that had great significant in shaping their Christian life” (p. 1).
- ✓ Among those with a singular spiritual growth experience, four in ten members, elders, and specialized clergy, and a majority of pastors, report it took place at a camp, retreat, or conference (pp. 1, 2).
- ✓ The median age for singular spiritual growth experiences at a camp, retreat, or conference is 16.0 years among both members and pastors; for experiences at church school, 12.0 and 11.0 years, respectively; and for experiences in a small group, 33.0 and 20.0 years (p. 3).
- ✓ Compared to a similar survey in 1982, both members and pastors reveal increases in the percentage who had a singular spiritual growth experience and in the percentage who had that experience at a camp, retreat, or conference (p. 4).
- ✓ More than three in four of pastors’ congregations had sponsored a retreat in the year prior to the survey. In congregations with at least one retreat, the median number was two (p. 5).
- ✓ A majority of pastors and specialized clergy but only a third of elders and a fourth of members had attended a church retreat in the prior year (p. 5).
- ✓ Features at least three in four pastors had viewed as *essential* or *important* in the most recent retreat they planned were an “indoor sleeping facility (versus camping),” “a large assembly hall or meeting space,” “meals provided by the host facility,” and a location “within 100 miles of our church” (p. 6).
- ✓ Facility features that two-thirds or more of members rate as *essential* or *important* for an overnight church retreat they might attend are “central heating,” “indoor sleeping facility (versus camping),” “meals provided by host facility,” “air conditioning,” and “walking trails” (p. 7).
- ✓ More older than younger members view having “linens/towels provided” or “meals provided by host facility” as *essential* or *important* for an overnight church retreat they might attend, while the reverse is true for having a “swimming pool” or “picnic facility” (p. 7).
- ✓ A majority in every Panel group would be *very likely* or *likely* to attend a retreat on “developing competency in the Bible,” and a majority of ministers and large minorities of laity would be *very likely* or *likely* to attend a retreat on “ministering to one another within the congregation” (p. 8).
- ✓ More older than younger members would be *very likely* or *likely* to attend a retreat on “developing competency in the Bible” and a retreat on “ministering to one another within the congregation,” while the reverse is true for a retreat concerned with “learning a new language to better relate to your community” (p. 8).
- ✓ Few laity but most ministers have attended an event at one or more of the four PC(USA) Conference Centers (p. 9).
- ✓ Panelists in the same region as each conference center are more likely than panelists in other regions to have attended an event at that conference center (p. 9).
- ✓ *Biblical interpretation/Bible study* and *prayer and meditation* are the two most-chosen areas of Christian faith (from a list of 11) that panelists “feel the greatest need to learn more about” (p. 9).
- ✓ Nine in ten members and elders attend a congregation with a *full-time senior, solo, or associate pastor or co-pastor*, and four in ten attend a congregation with a *full-time director of education* (p. 10).

OVERVIEW

The Presbyterian Panel consists of three nationally representative samples of groups affiliated with the Presbyterian Church (U.S.A.): members, elders (lay leaders), and ordained ministers. For analysis, ministers are split into two groups based on current call: *pastors*, serving in a congregation, and *specialized clergy*, serving elsewhere. New samples are drawn every three years.

These pages summarize major findings from the twelfth survey completed by the 2000-2002 Panel. The first half uses text and graphics to highlight important and useful findings. An appendix follows with comparative tables that display the percentage distribution of responses to every question for each of the four Panel groups.

Questionnaires were mailed August 16, 2002. Non-responders were sent a postcard reminder on September 18. Returns were accepted through October 2002. Response rates for this survey are: members, 48%; elders, 49%; ministers, 57%. Results are subject to sampling and other errors. As a general rule, differences of less than 8% are not statistically meaningful. Panelists had the option to complete the survey on the Web, and 6% of members, 8% of elders, and 11% of ministers did so.

In this report, the term *median* refers to the middle number in an ordered distribution. For example, the median age for a group of people aged 12, 21, 28, 35, and 64 years would be 28 years. The term *mean* refers to the mathematical average of values in a distribution; in the example, the mean age would be calculated as: $(12+21+28+35+64)/5$, or 32 years.

Like the median, a *quartile* is also a number that divides an ordered distribution. The *first quartile* is the number that divides an ordered distribution so that three-fourths of the values are greater, and one-fourth is lower. The *second quartile* is the number that divides an ordered distribution exactly in half (its value is identical to the median). The *third quartile* is the number that divides an ordered distribution such that one-fourth of the values is lower, and three-fourths are greater.

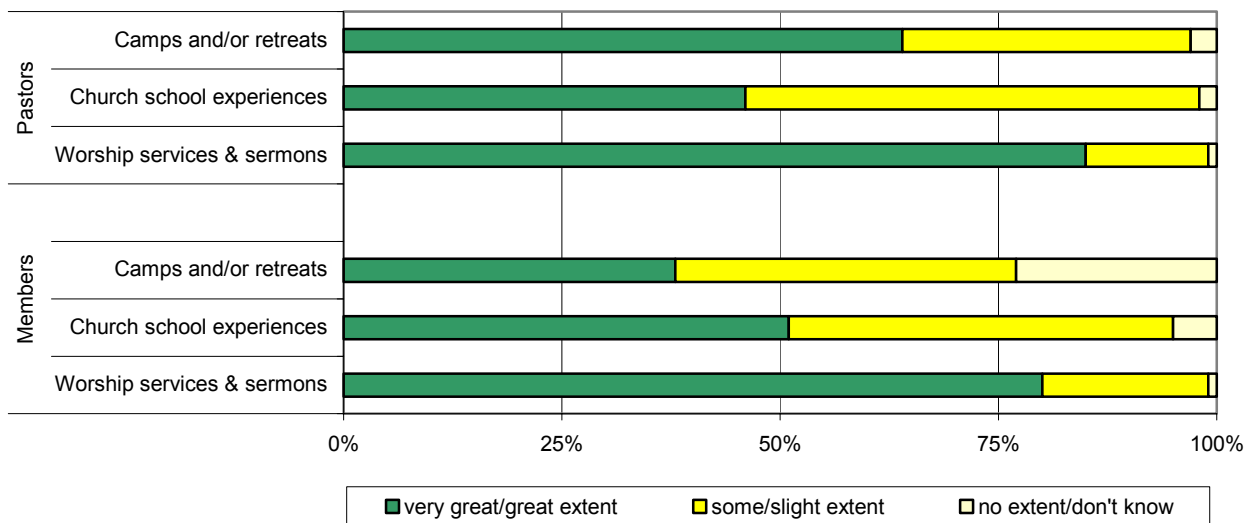
- Suggested Citation:** Research Services, Presbyterian Church (U.S.A.). *Church Camps and Retreats: The Report of the August 2002 Presbyterian Panel Survey*. Louisville, KY, 2003.
- Author Note:** John P. Marcum, Administrator of the Presbyterian Panel, wrote this report and was assisted in this study by the other staff members of the office of Research Services.
- Staff of Research Services:** Keith M. Wulff, Coordinator; Deborah Bruce; Charlene Briggs; Rebecca Farnham; John Marcum; David Prince; Christy Riggs; Ida Smith-Williams; Jamie Spence.
- Sponsor:** The questions were developed by the staff of the Panel in cooperation with Ed Craxton, Associate Director for Christian Education and Leader Development, Congregational Ministries Division, General Assembly Council. For more information on this office, contact Ed Craxton (888-728-7228 ext. 5447; ecraxton@ctr.pcusa.org).
- Additional Copies:** Additional copies of this *Report* may be purchased for \$6 from PDS—call 800-524-2612 and request item number 65100-02273. Copies of a four-page *Summary* of results are available for \$2 each directly from Research Services. Call for information on quantity discounts (888-728-7228 ext. 2040).
- Panel on the Web:** A catalogue of Panel topics and *Summaries* of recent surveys are available on-line at the Presbyterian Church (U.S.A.) Web site: <http://www.pcusa.org/research/panel/index.htm>.
- Sampling Details:** For more information on methods used to draw the samples, see *Background Report for the 2000-2002 Presbyterian Panel* (PDS# 65100-99263; cost: \$5).

FORMATIVE FAITH EXPERIENCES

Important Contributors to Faith Development

- ✓ “Worship services and sermons” have contributed to the “understanding of Christian faith and the relation of faith to life” to a *very great extent* or a *great extent* for 80% of members, 78% of elders, 85% of pastors, and 79% of specialized clergy.
- ✓ A majority of ministers (pastors, 64%) but not laity (members, 38%; elders, 40%) report that “camps and/or retreats” contributed a *very great extent* or *great extent* to their faith understanding.
- ✓ A majority of laity (members, 51%; elders, 56%) but not ministers (pastors, 46%) report that “church school experiences” contributed a *very great extent* or *great extent* to their faith understanding.

Figure 1. Importance of Selected Contexts in Understanding of Faith

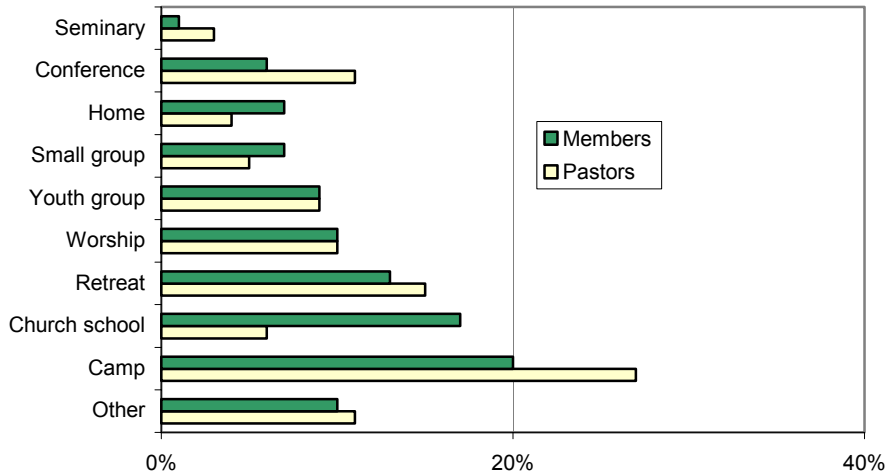


Singular Spiritual Growth Experience

- ✓ Two-thirds of members (70%) and elders (68%) and nine in ten ministers (90%) recall “one particular learning or spiritual growth experience that had great significance” in shaping their Christian life.
- ✓ Among these panelists, half report that their singular spiritual growth experience took place prior to age 17.
- ✓ The most common setting for a singular spiritual growth experience is a *camp*, listed by 20% of members, 17% of elders, and 27% of pastors who had such experiences, followed by *retreat* (13%; 15%; and 15%). Adding *conferences*, the total with experiences who report them at such special venues ranges from around four in ten members (40%), elders (41%), and specialized clergy (43%), to a majority of pastors (53%).
- ✓ Other sizable groups of panelists with a singular spiritual growth experience report their location in one of three church-based settings: *church school* (17% of members and 6% of pastors who had an experience report it took place there); *worship* (10%; 10%); and *youth group* (9%; 9%).
- ✓ The person named by the most panelists in each group as “most instrumental” in making their spiritual growth experience a significant one is a *pastor/minister*: 35% of members, 36% of elders, and 48% of ministers so report.
- ✓ Other frequently named “most instrumental” persons include *teacher or small group leader* (elders, 35%; pastors, 28%), *group members* (22%; 25%), and *seminar leader/speaker* (12%; 19%).

FORMATIVE FAITH EXPERIENCES

**Figure 2
Setting of Singular Spiritual Growth Experience**



General Faith Development and Singular Experiences: Comparing the Differences

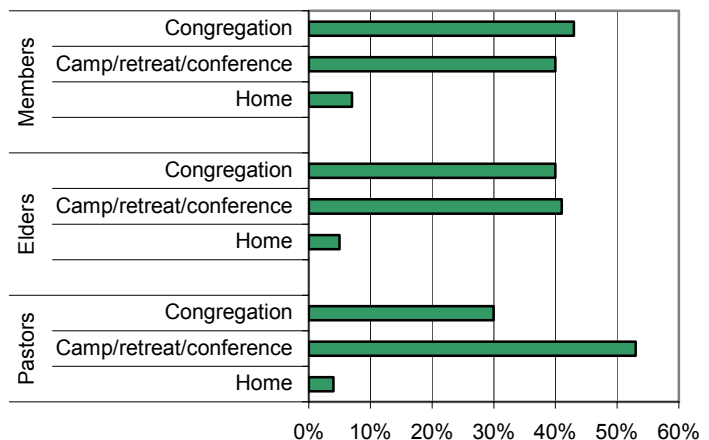
Among members, 80% report that “worship services and sermons” have made “important contributions to your understanding of Christian faith and the relationship of faith to life,” yet only 8% overall report a singular spiritual growth experience in that setting. The gap, while smaller, is also great for “church school experiences”: 51% report church school making an important contribution to their faith, but only 14% overall list it as the setting of a singular spiritual growth experience. And the gap shrinks even more when we look at “camps and/or retreats”: 38% report these settings contributing a *very great* or *great extent* to faith development, compared to 22% who report a singular spiritual growth experience there.

In short, more members report worship and church school than camps or retreats as contributing a *very great* or *great extent* to their faith development, but the opposite is true when the focus is singular spiritual growth experiences. Clearly camps and retreats are more likely settings for an intense religious experience, but worship and church school are more important for building up faith in general.

Comparing the Settings: Pastors and Laity

Among those reporting a singular spiritual growth experience, members and elders are split fairly evenly between those whose experience took place in the congregation (youth group, small group, church school, or worship) and those whose experience took place at a camp, retreat, or conference (members, 43% and 40%, respectively; elders, 40% and 41%). The pattern differs among pastors, however, with a majority reporting a camp, retreat, or conference setting (53%), and less than one-third reporting congregational setting (30%). (For none of the groups was the home a common setting: members, 7%; elders, 5%; pastors, 4%.)

Figure 3. Comparing Pastors and Laity on the Setting of Singular Spiritual Growth Experiences



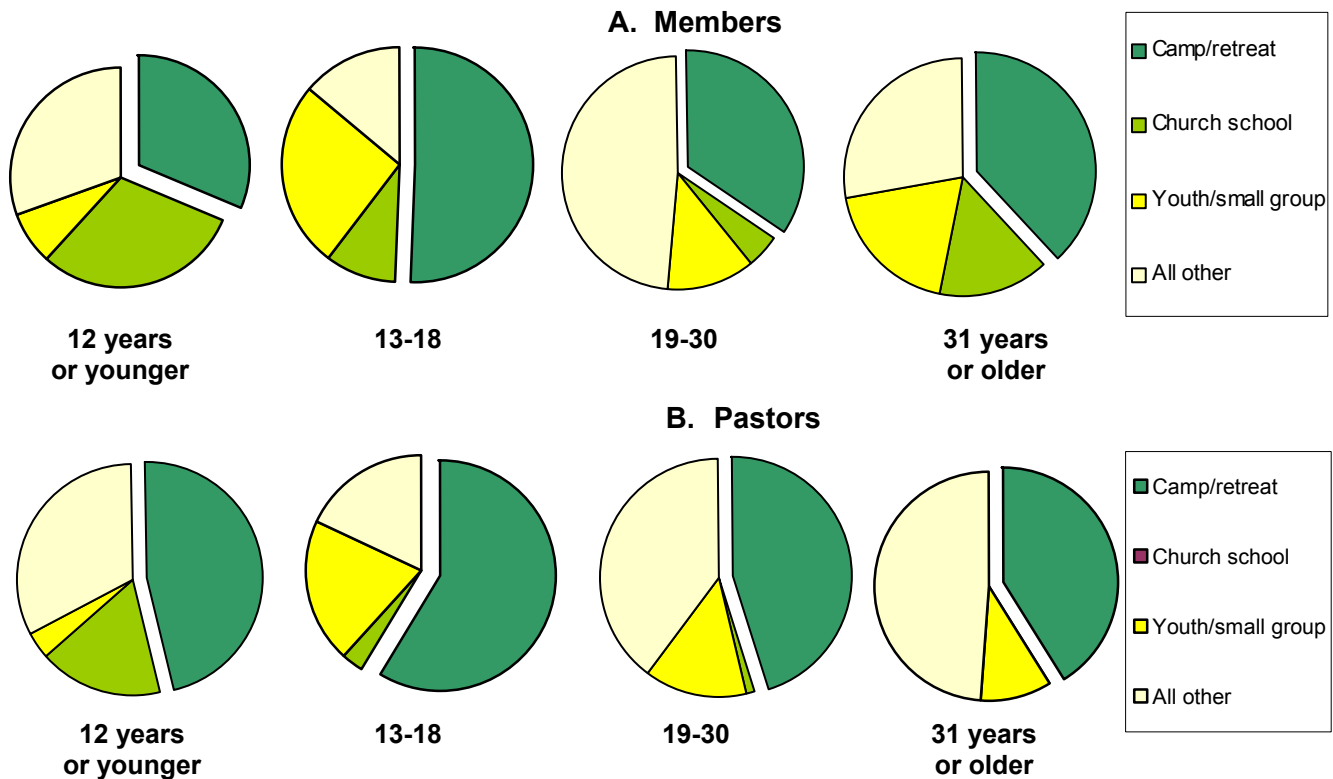
a

FORMATIVE FAITH EXPERIENCES

Singular Spiritual Growth Experience by Age of Occurrence

The setting where a “particular learning or singular growth experience” took place is associated with the age of the respondent when the experience happened. The figure shows camps and retreats to be the setting of most singular spiritual growth experiences that took place between the ages of 13 and 18. Camps and retreats are also the setting for a large minority of these experiences at other ages.

Figure 4
Settings of Singular Spiritual Growth Experience by Age When Experience Took Place



Another way to look at this relationship is to sort panelists by the setting of their singular growth experience and then look at the average age at which the experience took place. Table 1 does that, showing a similar pattern for both members and pastors. In general, panelists who had a singular spiritual growth experience in church school did so at a younger age than those who did so in other settings. Those who had such an experience in a small group had the highest average age of all.

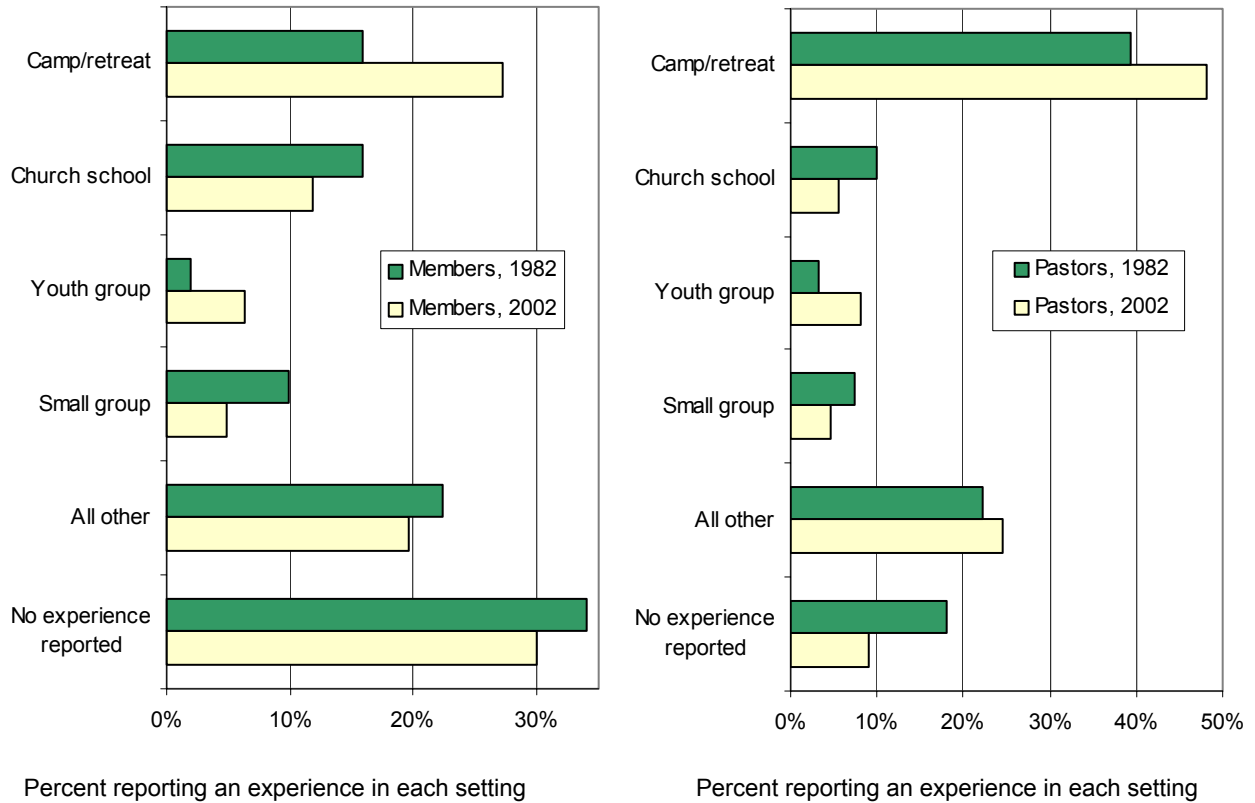
Table 1. Mean and Median Age of Singular Spiritual Growth Experience by Setting: Members and Pastors

Setting:	Members		Pastors	
	Mean	Median	Mean	Median
Camp, retreat, conference	21.4	16.0	18.1	16.0
Church school	19.4	12.0	11.8	11.0
Small group	34.9	33.0	22.3	20.0
Youth group	14.4	15.0	16.0	16.0
All other	20.8	18.0	19.8	17.0

Singular Spiritual Growth Experience: Comparing 1982 and 2002

A question similar to the one on a “particular learning or spiritual growth experience” in the present survey was also asked on the April 1982 Presbyterian Panel survey.

Figure 5. Settings of Singular Spiritual Growth Experience: Comparisons between 1982 and 2002 for Members and Pastors



Both members and pastors reveal an increase in the percentage who had a singular spiritual growth experience, and more specifically, both show an increase in the percentage who had that experience at a camp, retreat, or conference. A smaller increase is found for the percentages who had a singular spiritual growth experience in a youth group, and declines are found in the percentages who had such an experience in church school or in a small group.

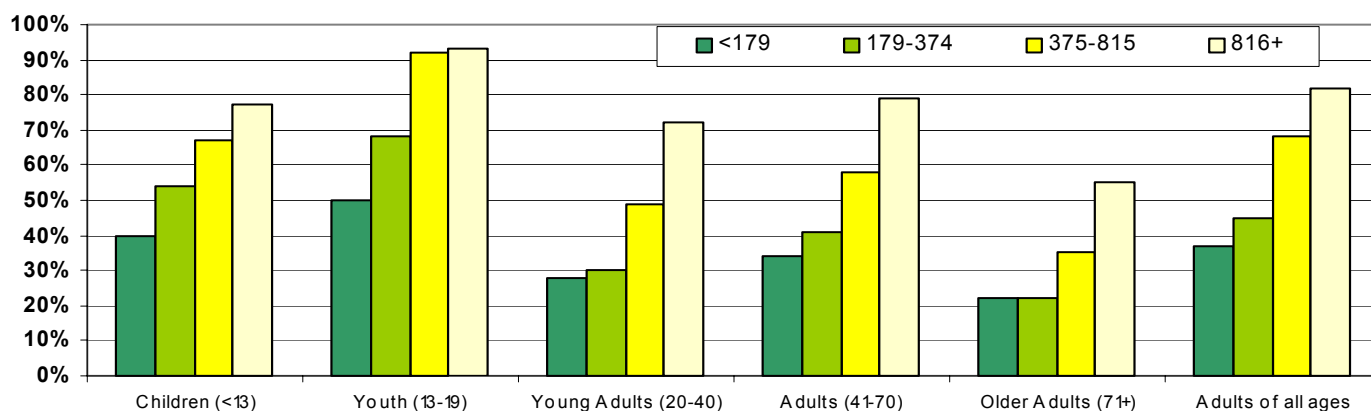
Note: The 1982 survey used an open-ended question to ask about the setting of a singular spiritual growth experience, with the hand-written responses later coded into categories. The 2002 questionnaire used pre-printed categories from which respondents selected. These different methods of data gathering suggest caution in interpreting changes over time, especially small ones.

CONGREGATIONAL RETREATS

Numbers and Types of Retreats

- ✓ 78% of congregations held or sponsored at least one retreat in the year prior to the survey, according to pastors. In these congregations, the median number of retreats reported by pastors is three.
- ✓ Majorities of pastors report at least one retreat for:
 - Children up to 12 years old (59%)
 - Youth 13-19 years old (75%)
 - Adults of all ages (58%)
- ✓ The more members a congregation has, the more likely it is to have held at least one retreat or camp in the last year for persons in every age group (Figure 6). Also, among congregations that held at least one retreat or camp in the prior year, the more members a congregation has, the more retreats or camps it held, on average.

Figure 6. Percentage of Congregations Holding at Least One Retreat/Camp in the Prior Year for Persons in Selected Age Categories, by Membership Size of the Congregations¹



¹Pastors' responses. Size categories are based on quartiles; these quartiles differ from those in Figure 10 because the pastor and elder samples are independently drawn.

Attending Retreats

- ✓ A majority of pastors (82%) and specialized clergy (63%) but only a third of elders (34%) and a fourth of members (24%) report attending at least one "church-related retreat and/or camp in the past year."
- ✓ Of members and elders attending at least one retreat, most (77% and 75%, respectively) attended only one. Of pastors and specialized clergy attending at least one retreat, most attended only one (30% and 43%, respectively) or two (30%; 30%).
- ✓ The likelihood of attending a retreat in the previous year varies by other characteristics of panelists. For example, among members, 28% of those less than 40 years of age and 30% of those aged 40-54 had attended a retreat in the prior year, compared to 14% of those 70 years or older.

Planning Retreats

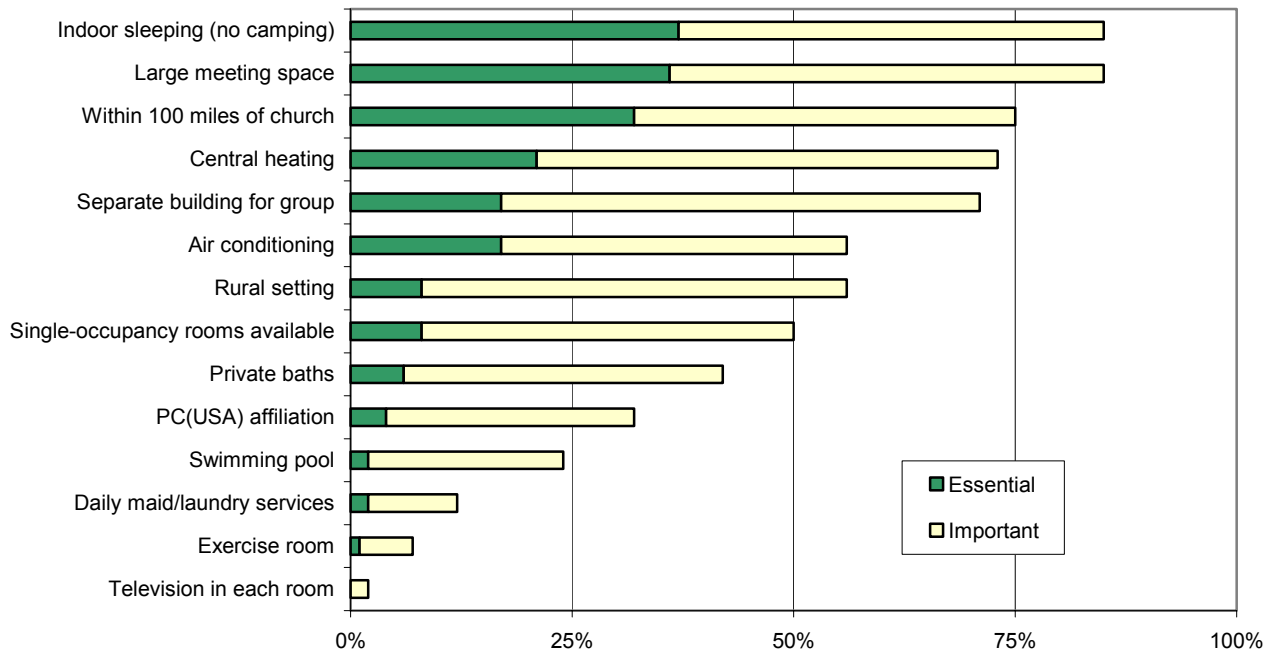
- ✓ One in nine members (11%), one in five elders (21%), two in three pastors (67%), and one in four specialized clergy (26%) report helping to plan a "retreat or overnight event" for their congregation in the prior year.
- ✓ "Presbyterian affiliation" was *essential* or *important* to 33% of members, 38% of elders, 32% of pastors, and 28% of specialized clergy in planning their last retreat.

CONGREGATIONAL RETREATS

- ✓ Features that a majority of pastors list as *essential* or *important* in the planning for the most recent retreat they helped to arrange include:
 - Indoor sleeping facility (no camping) (85%)
 - Large assembly hall or meeting space (85%)
 - Meals provided by the host facility (77%)
 - Within 100 miles of our church (75%)
 - Central heating (73%)
 - Separate building/branch for our group (71%)
 - Recreation activities (69%)
 - Rural setting (56%)
 - Air conditioning (56%)
 - Private group kitchen for meals or snacks (53%)
 - Motel-like sleeping facility (versus dorm) (52%)

- ✓ Features that relatively few pastors list as *essential* or *very important* in the planning for the most recent retreat they helped to arrange include:
 - Television in each room (2%)
 - Telephone in each room (4%)
 - Internet access on-site (6%)
 - Exercise room (7%)
 - Boating/sailing/yachting (8%)
 - Daily maid/laundry services (12%)
 - Picnic facilities (19%)
 - Swimming pool (24%)

Figure 7
Importance of Selected Factors in Most Recent Retreat Planned: Pastors' Responses



Percent of pastors reporting that each feature was *essential* or *important* to them in the last congregational retreat they planned

RETREAT PREFERENCES

Facility Preferences When Attending a Retreat

- ✓ A majority of members indicate that it is *essential* or *important* for the “location of an overnight church retreat you were to attend” to have these features:
 - ✓ Relatively few members list these facility features as *essential* or *important* for an overnight church retreat they would attend:
- | | | |
|--|---|--|
| <ul style="list-style-type: none"> • Central heating (80%) • Indoor sleeping facility (71%) • Meals provided by host facility (71%) • Air conditioning (70%) | <ul style="list-style-type: none"> • Walking trails (68%) • Within 100 miles of church (61%) • Private baths (59%) • Recreation activities (55%) • Rural setting (54%) | <ul style="list-style-type: none"> • Internet access on-site (6%) • Boating/sailing/yachting (7%) • Television in each room (8%) • Daily maid/laundry services (10%) • Swimming pool (11%) • Exercise room (15%) |
|--|---|--|
- ✓ Facility preferences of members are similar to those of other groups, with these exceptions:
 - More pastors (60%) and specialized clergy (70%) than members (45%) or elders (45%) deem “single-occupancy rooms” *essential* or *important*
 - More pastors (82%) and specialized clergy (83%) than members (71%) or elders (74%) deem “meals provided by the host facility” *essential* or *important*
 - More specialized clergy (20%) than members (6%), elders (4%), or pastors (12%) deem “Internet access on-site” *essential* or *important*
 - More pastors (61%) and specialized clergy (66%) than members (50%) or elders (53%) deem “motel-like sleeping facility (versus dorm-like)” *essential* or *important*
 - More members (34%) than pastors (21%) deem “picnic facilities” *essential* or *important*
 - More members (41%) and elders (39%) than pastors (25%) or specialized clergy (24%) deem “Presbyterian affiliation” *essential* or *important*

Age and Retreat Facility Preferences

For a majority of the 22 facility features asked about, members showed no age differences in the percentage who found those features *essential* or *important* for a retreat they would attend. However, on six features there were significant differences (Table 2). More of the oldest (70 or more years) than youngest (less than 40 years) members want “linens/towels provided” and “meals provided by host facility,” while more of the youngest than oldest members want a “swimming pool” and “picnic facilities.” Regarding a “rural setting,” more members in the middle age categories than in the youngest or oldest find it *essential* or *important*, while the reverse is true for a “swimming pool.”

Table 2. Age Differences among Members in Essential or Important Facility Features for Retreats¹

Selected Retreat Facility Features	<40 years	40-54	55-69	70+
	<i>Percent essential or important</i>			
Linens/towels provided.....	35%	47%	45%	61%
Swimming pool.....	20%	12%	4%	10%
Rural setting.....	51%	63%	57%	41%
Meals provided by host facility	57%	65%	74%	80%
Picnic facilities.....	44%	35%	35%	22%
Presbyterian affiliation.....	44%	31%	41%	51%

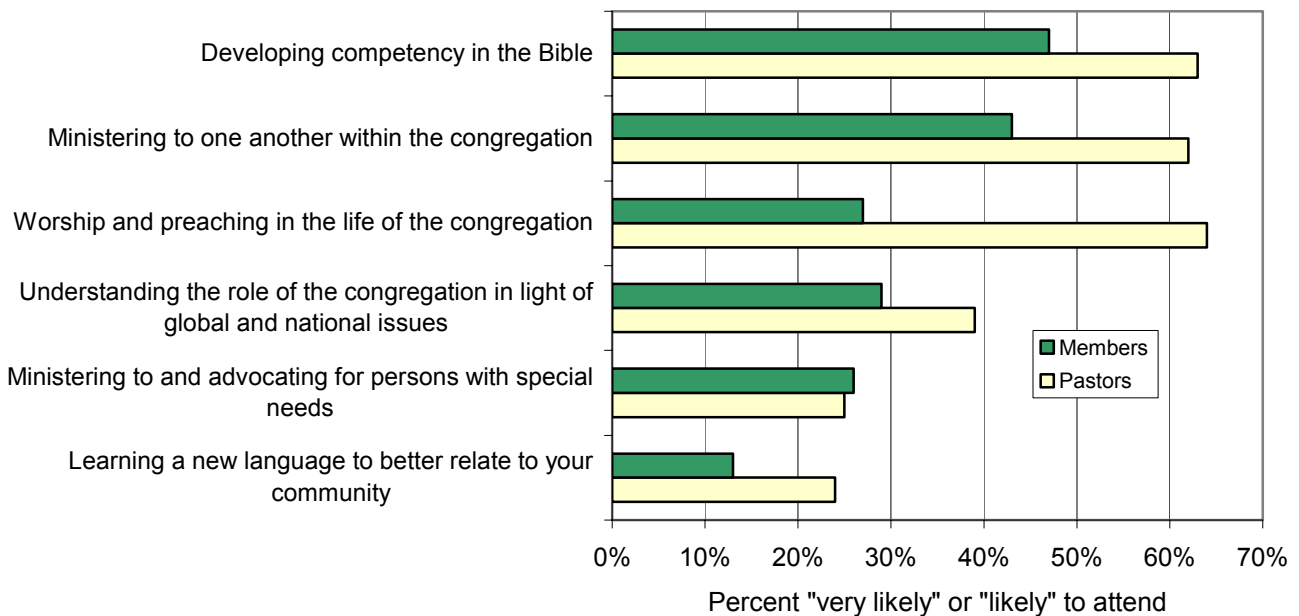
¹Differences shown are the only statistically significant ones, based on chi-square tests (p < .05)

RETREAT PREFERENCES

Content Preferences

- ✓ A majority of elders and pastors are *very likely* or *likely* to attend a retreat on “developing competency in interpreting the Bible” (59% and 63%, respectively) and on “ministering to one another within the congregation” (54%; 62%), as are 47% and 43% of members, respectively.
- ✓ “Worship and preaching in the life of the congregation” is a topic that almost two-thirds of pastors (64%) indicate would make them *very likely* or *likely* to attend a retreat, but only 27% of members and 35% of elders so respond. The gap is smaller for “understanding the role of the congregation in the light of global and national issues,” but still more pastors (39%) than members (29%) or elders (34%) would be *very likely* or *likely* to attend.
- ✓ Relatively few members (25%), elders (30%), or pastors (25%) are *very likely* or *likely* to attend a retreat focused on “ministering to and advocating for persons with special needs,” and even fewer would attend one with the topic of “learning a new language to better relate to your community” (13%, 13%, and 24%, respectively).

Figure 8
Percent Who are *Very Likely* or *Likely* to Attend a Retreat on Each Study Topic



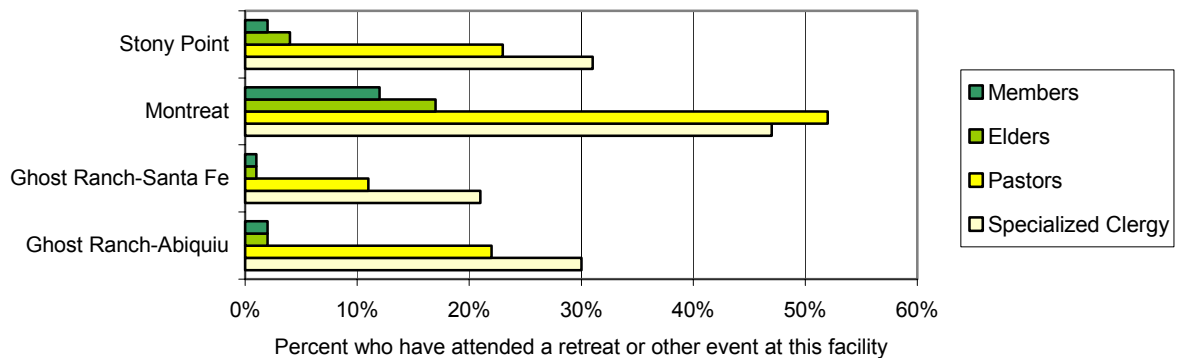
- ✓ More of the oldest (70 or more years) than youngest (<40 years) members are *very likely* or *likely* to attend a retreat with these topics:
 - Developing competency in interpreting the Bible (52% of oldest members, compared to 37% of youngest ones)
 - Ministering to one another in the congregation (52%; 26%)
 - Ministering to and advocating for persons with special needs (36%; 12%)
- ✓ However, the reverse is true for “learning a new language to better relate to your community”: 18% of members less than 40 years of age, but only 6% of those 70 years or older, reporting being *very likely* or *likely* to attend a retreat on this topic.

CONFERENCE CENTERS AND OTHER TOPICS

PC(USA) Conference Centers

- ✓ One in seven members (14%), one in five elders (20%), and seven in ten pastors (70%) and specialized clergy (71%) have “ever attended a retreat, conference, class, or seminar” at one of the four PC(USA) national conference centers (Ghost Ranch-Abiquiu; Ghost Ranch-Santa Fe; Montreat; Stony Point).
- ✓ Among panelists who have been to at least one of the four conference centers, only 12% of members and 7% of elders but half of pastors and 45% of specialized clergy have been to more than one. The most widely visited conference center by far in all Panel groups is Montreat.

Figure 9
Conference Center Attendance



- ✓ Region of residence is related to lifetime attendance at one of the PC(USA) retreat centers in predictable ways. For example, 28% of members in the South have attended an event at Montreat, compared to 2% in the Northeast, 3% in the Midwest, and 1% in the West. Similarly, 21% of pastors in the West have attended an event at Ghost Ranch in Abiquiu, compared to 8% in the Northeast, 12% in the Midwest, and 8% in the South.

Congregational Priorities

- ✓ Almost half of members (48%) and pastors (44%) chose *accessibility to church facilities* as one of two priority items (from a list of nine) that a “congregation might provide for members and staff.” Similar numbers (45%; 50%) chose *scholarship help to attend camps, conferences, or other events*.
- ✓ When asked to select “lowest priority” items from the same list, 90% or more in every sample chose *entertainment videos*, followed by *recreational equipment for children and youth* (members, 31%).

Learning Needs

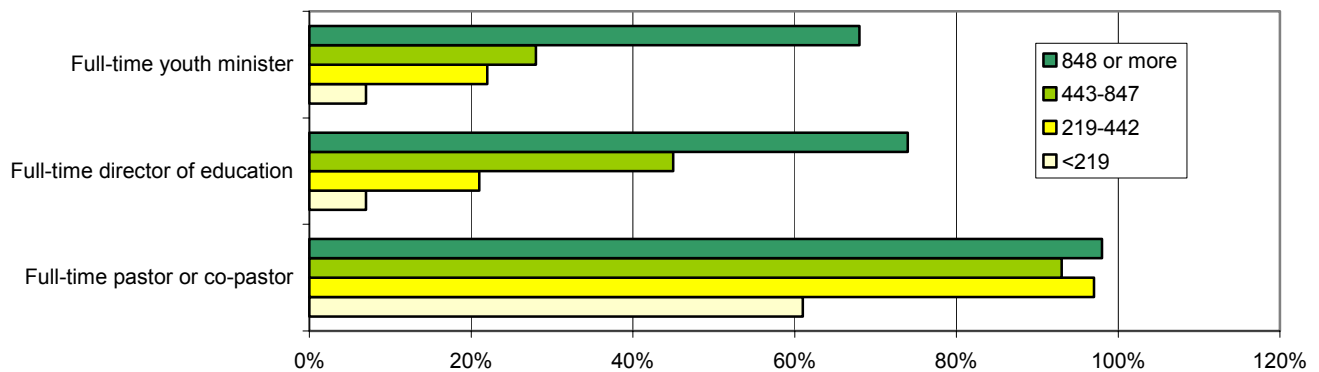
- ✓ Around two in three laity (members, 63%; elders, 65%) and four in ten ministers (pastors, 42%; specialized clergy, 40%) chose *biblical interpretation/Bible study* as one of three areas of Christian faith and life (from a list of 11) that they “feel the greatest need to learn more about.” Around four in ten in every group chose *prayer and meditation*.
- ✓ A third of pastors (31%) but only 16% of members and 23% of elders chose *evangelism* as the area they feel a great need to learn more about. Similarly, 22% of pastors, but only 9% of members and elders, chose *modifying lifestyle*. Only one other item was chosen by as many as one-third in any of the Panel groups: *the church’s role in society* (members, 31%; elders, 34%; pastors, 27%; and specialized clergy, 36%).

CONFERENCE CENTERS AND OTHER TOPICS

Staff Members in Congregations

- ✓ Almost nine in ten members (88%) and elders (88%) attend a congregation that has a *full-time senior, solo, or associate pastor or co-pastor*. An overlapping 26% and 23%, respectively, report having a *part-time senior, solo, or associate pastor or co-pastor*. Only 15% and 12% report having an *interim pastor*.
- ✓ Around four in ten members (41%) and elders (37%) report having a *full-time director of education*, and another 18% in both samples report a *part-time director of education*.
- ✓ One-third of members (35%) and elders (32%) attend congregations with a *full-time youth minister*, and another 15% and 14%, respectively, report that their congregation has a *part-time youth minister*.
- ✓ Most congregations above a minimum size have a full-time pastor or co-pastor: of the 58 elders who report no full-time pastor or co-pastor in their congregation, 45, or 78%, have 218 or fewer members. The presence of a full-time education director or full-time youth minister varies more gradually by size, with a majority of elders in only the very largest congregations (841 or more members) reporting either staff person.

Figure 10. Percentage of Elders Whose Congregations Have Selected Full-Time Staff, by Membership Size¹



¹Size categories based on quartiles; these quartiles differ from those in Figure 6 because the pastor and elder samples are independently drawn.

Christian Education Committees

- ✓ Large majorities of members (79%), elders (83%), and pastors (74%) attend or serve congregations that have a *Christian education committee*. However, many fewer report that their congregations have a *sub-committee on adult Christian education* (20%, 26%, and 36%, respectively).
- ✓ Very few congregations, ranging from 2% of those attended by elders to 6% of those served by pastors, report having a *consultant in adult education, used regularly by your congregation*.

THE PRESBYTERIAN PANEL

CHURCH CAMPS AND RETREATS—The August 2002 Survey

Appendix

	Members	Elders	Ministers
Number of questionnaires mailed	888	929	1,292
Number of questionnaires returned	427	464	747 ‡
Percent returned	48%	49%	57%
‡ 586 pastors; 161 specialized clergy			

Q-1. Can you recall *one* particular learning or spiritual growth experience which had great significance in shaping your Christian life (e.g., church school class, retreat, ministry in the community)?

	Members	Elders	Pastors	Specialized Clergy
Yes.....	70%	68%	90%	90%
No (Skip to Q-2).....	23%	26%	9%	7%
Don't remember (Skip to Q-2)	7%	6%	1%	3%

If “yes,”

a. In what setting did this take place?

	n=287	n=307	n=516	n=144
Camp.....	20%	17%	27%	14%
Church school.....	17%	19%	6%	8%
Conference.....	6%	9%	11%	14%
Home	7%	5%	4%	3%
Retreat.....	13%	15%	15%	15%
Seminary.....	1%	1%	3%	5%
Small group	7%	7%	5%	5%
Worship	10%	9%	10%	10%
Youth group.....	9%	6%	9%	9%
Other (Please specify):	10%	12%	11%	17%

b. Who were the persons who were most instrumental in making this a significant experience for you?

	◆ n=287	◆ n=307	◆ + n=516	◆ + n=144
Pastor/minister	35%	36%	48%	48%
Group members	22%	22%	25%	19%
Teacher or small group leader	37%	35%	28%	30%
Family member or parent.....	14%	11%	7%	6%
Seminar leader/speaker.....	14%	12%	19%	23%
Camp counselor or other camp leadership [vol.].....	1%	*	1%	—
Youth group leader or lay leader [vol.]	*	1%	1%	1%
People served through a mission trip [vol.].....	—	—	1%	1%
All other [vol.]	8%	7%	10%	12%

Note: Percentages may not add to 100 due to rounding

* = less than 0.5%; rounds to zero

— = zero (0.0); no cases in this category

+ = nonresponses of 10% or more on this question (reported percentages for all questions omit nonresponses)

n = number of respondents eligible to answer this question

◆ = percentages may add to more than 100 because respondents could make more than one response

[vol.] = volunteered response

Q-1. Can you recall *one* particular learning or spiritual growth experience which had great significance in shaping your (Cont.) Christian life (e.g., church school class, retreat, ministry in the community)?

If “yes,”

c. What was your age at that time (approximately)? _____

	+ n=287	+ n=307	+ n=516	+ n=144
Less than 12 years of age.....	14%	13%	10%	8%
12-13 years of age	18%	22%	13%	16%
14-15 years of age	17%	12%	21%	17%
16-17 years of age	12%	9%	19%	17%
18-24 years of age	9%	9%	20%	25%
25-39 years of age	16%	15%	12%	11%
40 years of age or above.....	13%	20%	4%	6%
Mean	21.1	23.6	18.4	19.1
Median	15.5	16.0	16.0	16.0

Q-2. In your experience, to what extent have each of the following made important contributions to your understanding of Christian faith and the relationship of faith to life?

a. Worship services and sermons

A very great extent.....	33%	32%	44%	39%
A great extent.....	48%	46%	41%	40%
Some extent.....	18%	21%	13%	20%
Slight extent.....	2%	2%	1%	1%
Not at all	1%	—	1%	—
Don't know	—	*	—	—

b. Church school experiences

A very great extent.....	15%	14%	14%	16%
A great extent.....	36%	42%	32%	30%
Some extent.....	35%	31%	37%	35%
Slight extent.....	9%	9%	15%	15%
Not at all	4%	2%	2%	4%
Don't know	1%	1%	*	—

c. Camps and/or retreats

A very great extent.....	15%	14%	31%	25%
A great extent.....	23%	26%	33%	40%
Some extent.....	24%	27%	26%	17%
Slight extent	15%	14%	7%	11%
Not at all	17%	14%	3%	7%
Don't know	6%	4%	*	—

Note: Percentages may not add to 100 due to rounding

* = less than 0.5%; rounds to zero

— = zero (0.0); no cases in this category

+ = nonresponses of 10% or more on this question (reported percentages for all questions omit nonresponses)

n = number of respondents eligible to answer this question

◆ = percentages may add to more than 100 because respondents could make more than one response

[vol.] = volunteered response

Q-2. In your experience, to what extent have each of the following made important contributions to your understanding of Christian faith and the relationship of faith to life?

d. Other group learning experiences provided by your congregation				
A very great extent.....	9%	8%	12%	9%
A great extent.....	23%	28%	34%	27%
Some extent.....	40%	39%	38%	39%
Slight extent.....	14%	14%	12%	15%
Not at all.....	8%	6%	2%	8%
Don't know.....	6%	5%	2%	1%
e. Other group learning experiences provided by groups outside your congregation				
A very great extent.....	7%	9%	16%	23%
A great extent.....	17%	20%	30%	29%
Some extent.....	31%	28%	31%	28%
Slight extent.....	20%	20%	15%	11%
Not at all.....	16%	16%	6%	6%
Don't know.....	8%	7%	2%	3%

Q-3. Suppose your congregation is planning an overnight retreat. As a participant, you are expected to pay a part of the costs (i.e., registration fees). How likely is it that you would attend if the subject to be studied at the retreat was . . . ?

a. Developing competency in interpreting the Bible				
Very likely.....	16%	24%	25%	20%
Likely.....	31%	35%	38%	34%
Somewhat likely.....	29%	24%	20%	24%
Not very likely.....	13%	12%	13%	15%
Not at all likely.....	9%	4%	4%	6%
Don't know.....	2%	1%	1%	1%
b. Ministering to one another within the congregation				
Very likely.....	11%	17%	20%	21%
Likely.....	32%	37%	42%	27%
Somewhat likely.....	32%	31%	28%	31%
Not very likely.....	16%	10%	8%	17%
Not at all likely.....	7%	4%	1%	4%
Don't know.....	2%	2%	1%	1%
c. Worship and preaching in the life of the congregation				
Very likely.....	3%	7%	30%	20%
Likely.....	24%	28%	34%	29%
Somewhat likely.....	32%	30%	20%	29%
Not very likely.....	27%	26%	12%	17%
Not at all likely.....	12%	7%	2%	5%
Don't know.....	3%	2%	1%	1%

Q-3. Suppose your congregation is planning an overnight retreat. As a participant, you are expected to pay a part of the

Note: Percentages may not add to 100 due to rounding

- * = less than 0.5%; rounds to zero
- = zero (0.0); no cases in this category
- + = nonresponses of 10% or more on this question (reported percentages for all questions omit nonresponses)
- n = number of respondents eligible to answer this question
- ◆ = percentages may add to more than 100 because respondents could make more than one response
- [vol.] = volunteered response

(Cont.) costs (i.e., registration fees). How likely is it that you would attend if the subject to be studied at the retreat was . . . ?

d.	Ministering to and advocating for persons with special needs				
	Very likely	7%	10%	6%	12%
	Likely	19%	20%	19%	23%
	Somewhat likely	33%	32%	35%	30%
	Not very likely	26%	27%	30%	24%
	Not at all likely	12%	8%	8%	9%
	Don't know	4%	2%	1%	2%
e.	Understanding the role of the congregation in the light of global and national issues				
	Very likely	8%	10%	14%	16%
	Likely	21%	24%	25%	36%
	Somewhat likely	33%	28%	29%	28%
	Not very likely	24%	24%	22%	13%
	Not at all likely	13%	11%	9%	5%
	Don't know	2%	3%	1%	1%
f.	Learning a new language to better relate to your community				
	Very likely	4%	5%	9%	11%
	Likely	9%	8%	15%	16%
	Somewhat likely	17%	20%	22%	28%
	Not very likely	26%	37%	30%	28%
	Not at all likely	40%	27%	22%	16%
	Don't know	5%	3%	2%	1%
g.	Other (Please specify): _____				
	Spiritual formation [vol.]	5%	6%	11%	16%
	Mission trip [vol.]	*	2%	2%	1%
	All other [vol.]	12%	9%	7%	7%

Q-4. In which of the following areas do you feel the greatest need to learn more about Christian faith and its relationship to life? (Please ✓ only *three*.)

		◆	◆	◆	◆
	Biblical interpretation/Bible study	63%	65%	42%	40%
	The church's role in society	31%	34%	27%	36%
	Theology	16%	16%	21%	23%
	Church history (including Presbyterian history)	20%	16%	12%	10%
	Marriage preparation/marriage enrichment	14%	10%	17%	10%
	Parenting/family life	22%	19%	20%	17%
	Modifying lifestyle	9%	9%	22%	17%
	Evangelism	16%	23%	31%	15%
	Worship and the sacraments	15%	12%	16%	13%
	Service to persons with special needs in the community	19%	15%	11%	15%
	Prayer and meditation	39%	44%	40%	41%

Q-4. In which of the following areas do you feel the greatest need to learn more about Christian faith and its relationship to life? (Cont.) (Please ✓ only *three*.)

Note: Percentages may not add to 100 due to rounding

* = less than 0.5%; rounds to zero

— = zero (0.0); no cases in this category

+ = nonresponses of 10% or more on this question (reported percentages for all questions omit nonresponses)

n = number of respondents eligible to answer this question

◆ = percentages may add to more than 100 because respondents could make more than one response

[vol.] = volunteered response

	Members	Elders	Pastors	Specialized Clergy
Peacemaking.....	15%	16%	12%	17%
Racial ethnic ministries	7%	8%	8%	16%
Connecting with immigrants	2%	4%	6%	18%
Other (Please specify):	2%	2%	6%	8%

Below is a list of items that a congregation might provide for its members and staff. Suppose funds are limited and it is not possible for the congregation to implement all of them. What advice would you give your congregation concerning priorities? To answer, please complete Q-5 and Q-6.

Q-5. Which two items from the list below would you make the *highest priority*? (Please ✓ only *two*.)

	Members	Elders	Pastors	Specialized Clergy
Accessibility to church facilities (ramps, elevators, etc.).....	48%	42%	44%	50%
Audio-visual equipment	18%	18%	24%	17%
Books for children	24%	18%	12%	9%
Books for youth/adults	22%	24%	9%	13%
Computer equipment and software.....	14%	17%	34%	28%
Educational videos	19%	19%	16%	12%
Entertainment videos.....	*	*	*	1%
Recreational equipment for children and youth	10%	8%	10%	9%
Scholarship help to attend camps, conferences, and other denominational events.....	45%	51%	50%	61%

Q-6. Which *two* items from the list below would you make the *lowest priority*? (Please ✓ only *two*.)

	Members	Elders	Pastors	Specialized Clergy
Accessibility to church facilities (ramps, elevators, etc.).....	10%	12%	9%	7%
Audio-visual equipment	13%	11%	8%	9%
Books for children	2%	3%	6%	2%
Books for youth/adults	3%	7%	15%	15%
Computer equipment and software.....	30%	25%	15%	18%
Educational videos	9%	12%	12%	12%
Entertainment videos	90%	90%	90%	92%
Recreational equipment for children and youth	31%	32%	35%	35%
Scholarship help to attend camps, conferences, and other denominational events.....	8%	8%	6%	6%

Note: Percentages may not add to 100 due to rounding

* = less than 0.5%; rounds to zero

— = zero (0.0); no cases in this category

+ = nonresponses of 10% or more on this question (reported percentages for all questions omit nonresponses)

n = number of respondents eligible to answer this question

◆ = percentages may add to more than 100 because respondents could make more than one response

[vol.] = volunteered response

**Specialized
Clergy**

Members Elders Pastors

Q-7. The Presbyterian Church (U.S.A.) maintains four national conference centers: Stony Point Conference Center in Stony Point, New York; Montreat Conference Center in Montreat, North Carolina; Ghost Ranch Conference Center in Abiquiu, New Mexico; and Ghost Ranch Conference Center in Santa Fe, New Mexico, formerly known as Plaza Resolana. Have you ever attended a retreat, conference, class, or seminar at one or more of these conference centers? (Please ✓ *all* that apply.)

	◆	◆	◆	◆
Yes, Stony Point Conference Center	2%	4%	23%	31%
Yes, Montreat Conference Center	12%	17%	52%	47%
Yes, Ghost Ranch in Abiquiu	2%	2%	22%	30%
Yes, Ghost Ranch in Santa Fe	1%	1%	11%	21%
No	86%	80%	30%	29%

Q-8. In the past year, how many retreats and/or camps has your congregation held for each of the following age groups?

a. Children (up to 12 years old)	+			+
None	18%	31%	41%	36%
1	25%	26%	34%	22%
2 to 5	14%	20%	20%	11%
6 to 9	—	1%	1%	—
10 or more	1%	*	*	1%
Don't know	42%	23%	4%	30%
b. Youth (13 to 19 years old)				
None	10%	17%	25%	21%
1	19%	26%	18%	28%
2 to 5	33%	38%	44%	26%
6 to 9	2%	3%	8%	2%
10 or more	*	1%	2%	—
Don't know	37%	15%	4%	23%
c. Young adults (20 to 40 years old)	+	+	+	+
None	25%	44%	55%	44%
1	13%	18%	24%	13%
2 to 5	11%	13%	15%	8%
6 to 9	*	1%	1%	2%
10 or more	*	—	1%	—
Don't know	50%	25%	4%	33%
d. Adults (41 to 70 years old)	+	+	+	+
None	27%	42%	47%	40%
1	16%	20%	27%	25%
2 to 5	11%	17%	18%	7%
6 to 9	1%	1%	2%	2%
10 or more	—	—	1%	—
Don't know	45%	21%	5%	27%

Q-8. In the past year, how many retreats and/or camps has your congregation held for each of the following age groups?

Note: Percentages may not add to 100 due to rounding

* = less than 0.5%; rounds to zero

— = zero (0.0); no cases in this category

+ = nonresponses of 10% or more on this question (reported percentages for all questions omit nonresponses)

n = number of respondents eligible to answer this question

◆ = percentages may add to more than 100 because respondents could make more than one response

[vol.] = volunteered response

	Members	Elders	Pastors	Specialized Clergy
(Cont.)				
e. Older adults (71 years old and older)	+	+	+	+
None	33%	52%	66%	48%
1	10%	11%	16%	11%
2 to 5	5%	9%	11%	4%
6 to 9	*	*	2%	2%
10 or more.....	—	—	*	—
Don't know.....	52%	27%	6%	35%
f. Adults of all ages	+	+	+	+
None	22%	36%	42%	34%
1	24%	26%	32%	26%
2 to 5	14%	17%	18%	11%
6 to 9	1%	1%	2%	1%
10 or more.....	—	1%	2%	1%
Don't know.....	39%	20%	4%	27%

Q-9. Have you been involved in planning a retreat or overnight event for your congregation or a group in your congregation in the last three years?

Yes.....	11%	21%	67%	26%
No (Skip to Q-12).....	89%	79%	33%	74%

Q-10. What were the ages and gender of those who participated?

	◆	◆	◆	◆
Age group(s) (Please ✓ <i>all</i> that apply.)	n=45	n=95	n=387	n=42
Children	27%	24%	36%	31%
Youth	44%	46%	62%	50%
Young adults.....	20%	27%	38%	40%
Adults	47%	47%	60%	55%
Older adults	22%	23%	29%	36%
Adults of all ages	42%	50%	52%	52%
Gender (Please ✓ <i>both</i> if appropriate.)	+ ◆ n=45	◆ n=95	◆ n=387	◆ n=42
Female	98%	90%	98%	100%
Male.....	73%	88%	96%	81%

Q-11. In planning this retreat, how important to you was each of these features and facilities? (If you helped plan more than one retreat, respond in terms of the most recent one.)

a. Linens/towels provided	n=45	n=95	n=387	n=42
Essential.....	14%	8%	13%	17%
Important	32%	27%	30%	36%
Not important.....	27%	32%	35%	29%
Not a consideration.....	27%	34%	21%	19%
Don't know	—	—	1%	—

Note: Percentages may not add to 100 due to rounding

* = less than 0.5%; rounds to zero

— = zero (0.0); no cases in this category

+ = nonresponses of 10% or more on this question (reported percentages for all questions omit nonresponses)

n = number of respondents eligible to answer this question

◆ = percentages may add to more than 100 because respondents could make more than one response

[vol.] = volunteered response

Q-11. In planning this retreat, how important to you was each of these features and facilities? (If you helped plan more than one retreat, respond in terms of the most recent one.)

	Members	Elders	Pastors	Specialized Clergy
b. Daily maid/laundry services	n=45	n=95	n=387	n=42
Essential.....	—	1%	2%	2%
Important.....	10%	9%	10%	10%
Not important.....	43%	46%	49%	55%
Not a consideration.....	48%	44%	38%	33%
Don't know.....	—	—	1%	—
c. Internet access on-site	n=45	n=95	n=387	n=42
Essential.....	—	—	1%	2%
Important.....	4%	4%	5%	12%
Not important.....	30%	37%	44%	38%
Not a consideration.....	66%	57%	50%	48%
Don't know.....	—	1%	1%	—
d. Separate building/branch for our group	n=45	n=95	n=387	n=42
Essential.....	14%	14%	17%	17%
Important.....	41%	42%	54%	60%
Not important.....	25%	26%	15%	7%
Not a consideration.....	20%	18%	14%	14%
Don't know.....	—	—	1%	2%
e. Single-occupancy rooms available	n=45	n=95	n=387	n=42
Essential.....	7%	2%	8%	15%
Important.....	27%	29%	42%	39%
Not important.....	40%	43%	29%	24%
Not a consideration.....	27%	24%	20%	20%
Don't know.....	—	2%	1%	2%
f. Telephone in each room	n=45	n=95	n=387	n=42
Essential.....	—	1%	1%	—
Important.....	4%	3%	3%	7%
Not important.....	41%	37%	49%	45%
Not a consideration.....	54%	58%	47%	45%
Don't know.....	—	—	1%	2%
g. Television in each room	n=45	n=95	n=387	n=42
Essential.....	—	1%	—	—
Important.....	2%	1%	2%	2%
Not important.....	32%	31%	39%	38%
Not a consideration.....	66%	67%	59%	60%
Don't know.....	—	—	1%	—

Q-11. In planning this retreat, how important to you was each of these features and facilities? (If you helped plan more than one retreat, respond in terms of the most recent one.)

Note: Percentages may not add to 100 due to rounding

* = less than 0.5%; rounds to zero

— = zero (0.0); no cases in this category

+ = nonresponses of 10% or more on this question (reported percentages for all questions omit nonresponses)

n = number of respondents eligible to answer this question

◆ = percentages may add to more than 100 because respondents could make more than one response

[vol.] = volunteered response

(Cont.) than one retreat, respond in terms of the most recent one.)

		Members	Elders	Pastors	Specialized Clergy
h.	Air conditioning	n=45	n=95	n=387	n=42
	Essential.....	29%	8%	17%	14%
	Important.....	20%	39%	39%	43%
	Not important.....	18%	22%	20%	26%
	Not a consideration.....	33%	32%	24%	17%
	Don't know.....	—	—	1%	—
i.	Central heating	n=45	n=95	n=387	n=42
	Essential.....	27%	13%	21%	19%
	Important.....	49%	52%	52%	45%
	Not important.....	11%	18%	13%	17%
	Not a consideration.....	13%	15%	12%	19%
	Don't know.....	—	1%	1%	—
j.	Private baths	n=45	n=95	n=387	n=42
	Essential.....	16%	12%	6%	15%
	Important.....	16%	28%	36%	42%
	Not important.....	38%	44%	41%	24%
	Not a consideration.....	31%	16%	16%	20%
	Don't know.....	—	—	1%	—
k.	Motel-like sleeping facility (versus dorm-style)	n=45	n=95	n=387	n=42
	Essential.....	16%	5%	9%	19%
	Important.....	38%	23%	43%	38%
	Not important.....	27%	50%	30%	26%
	Not a consideration.....	20%	22%	18%	17%
	Don't know.....	—	—	1%	—
l.	Indoor sleeping facility (versus camping)	n=45	n=95	n=387	n=42
	Essential.....	47%	28%	37%	26%
	Important.....	38%	56%	48%	52%
	Not important.....	4%	9%	6%	7%
	Not a consideration.....	11%	8%	8%	14%
	Don't know.....	—	—	1%	—
m.	Swimming pool	n=45	n=95	n=387	n=42
	Essential.....	2%	1%	2%	2%
	Important.....	12%	20%	22%	15%
	Not important.....	54%	45%	45%	42%
	Not a consideration.....	33%	35%	30%	39%
	Don't know.....	—	—	1%	2%

Q-11. In planning this retreat, how important to you was each of these features and facilities? (If you helped plan more than one retreat, respond in terms of the most recent one.)

Note: Percentages may not add to 100 due to rounding

* = less than 0.5%; rounds to zero

— = zero (0.0); no cases in this category

+ = nonresponses of 10% or more on this question (reported percentages for all questions omit nonresponses)

n = number of respondents eligible to answer this question

◆ = percentages may add to more than 100 because respondents could make more than one response

[vol.] = volunteered response

		Members	Elders	Pastors	Specialized Clergy
n.	Recreation activities	n=45	n=95	n=387	n=42
	Essential.....	9%	7%	11%	8%
	Important.....	56%	54%	58%	58%
	Not important.....	18%	25%	17%	15%
	Not a consideration.....	18%	14%	13%	18%
	Don't know.....	—	—	1%	2%
o.	Boating/sailing/yachting	n=45	n=95	n=387	n=42
	Essential.....	—	—	*	—
	Important.....	7%	2%	8%	10%
	Not important.....	44%	49%	50%	38%
	Not a consideration.....	49%	49%	41%	50%
	Don't know.....	—	—	1%	2%
p.	Rural setting	n=45	n=95	n=387	n=42
	Essential.....	11%	7%	8%	12%
	Important.....	49%	35%	48%	46%
	Not important.....	20%	35%	27%	20%
	Not a consideration.....	20%	22%	17%	20%
	Don't know.....	—	1%	1%	2%
q.	Exercise room	n=45	n=95	n=387	n=42
	Essential.....	—	—	1%	—
	Important.....	4%	6%	6%	7%
	Not important.....	49%	42%	48%	40%
	Not a consideration.....	47%	51%	44%	50%
	Don't know.....	—	—	1%	2%
r.	Large assembly hall or meeting space	n=45	n=95	n=387	n=42
	Essential.....	35%	44%	36%	33%
	Important.....	40%	39%	49%	33%
	Not important.....	16%	13%	8%	24%
	Not a consideration.....	9%	4%	7%	7%
	Don't know.....	—	—	1%	2%
s.	Outdoor team-building or challenge course	n=45	n=95	n=387	n=42
	Essential.....	4%	1%	1%	—
	Important.....	11%	22%	24%	12%
	Not important.....	46%	48%	43%	40%
	Not a consideration.....	39%	28%	31%	42%
	Don't know.....	—	1%	1%	5%

Q-11. In planning this retreat, how important to you was each of these features and facilities? (If you helped plan more than one retreat, respond in terms of the most recent one.)

Note: Percentages may not add to 100 due to rounding

* = less than 0.5%; rounds to zero

— = zero (0.0); no cases in this category

+ = nonresponses of 10% or more on this question (reported percentages for all questions omit nonresponses)

n = number of respondents eligible to answer this question

◆ = percentages may add to more than 100 because respondents could make more than one response

[vol.] = volunteered response

		Members	Elders	Pastors	Specialized Clergy
t.	Private group kitchen for meals or snacks	n=45	n=95	n=387	n=42
	Essential.....	11%	9%	7%	7%
	Important.....	27%	32%	46%	36%
	Not important.....	38%	42%	32%	43%
	Not a consideration.....	24%	16%	14%	12%
	Don't know.....	—	1%	1%	2%
u.	Meals provided by the host facility	n=45	n=95	n=387	n=42
	Essential.....	39%	33%	33%	31%
	Important.....	34%	41%	44%	57%
	Not important.....	11%	12%	15%	5%
	Not a consideration.....	16%	14%	6%	7%
	Don't know.....	—	—	1%	—
v.	Picnic facilities	n=45	n=95	n=387	n=42
	Essential.....	4%	—	3%	2%
	Important.....	22%	26%	16%	20%
	Not important.....	44%	43%	54%	49%
	Not a consideration.....	29%	31%	26%	29%
	Don't know.....	—	—	1%	—
w.	Within 100 miles of our church	n=45	n=95	n=387	n=42
	Essential.....	25%	24%	32%	26%
	Important.....	39%	48%	43%	40%
	Not important.....	25%	20%	18%	24%
	Not a consideration.....	11%	8%	6%	10%
	Don't know.....	—	—	1%	—
		+	+		
x.	Presbyterian affiliation	n=45	n=95	n=387	n=42
	Essential.....	13%	10%	4%	10%
	Important.....	20%	28%	28%	18%
	Not important.....	44%	42%	50%	48%
	Not a consideration.....	23%	20%	17%	22%
	Don't know.....	—	—	1%	2%
y.	Other (Please specify): _____				[Not tabulated]

Note: Percentages may not add to 100 due to rounding

* = less than 0.5%; rounds to zero

— = zero (0.0); no cases in this category

+ = nonresponses of 10% or more on this question (reported percentages for all questions omit nonresponses)

n = number of respondents eligible to answer this question

◆ = percentages may add to more than 100 because respondents could make more than one response

[vol.] = volunteered response

Q-12. How important would it be to you, *personally*, that the location of an overnight church retreat *you were to attend* had each of the following facilities or features?

a.	Linens/towels provided				
	Essential.....	13%	13%	12%	17%
	Important	35%	32%	37%	36%
	Not important.....	39%	40%	41%	33%
	Not a consideration.....	11%	14%	10%	12%
	Don't know	2%	1%	*	1%
b.	Daily maid/laundry services				
	Essential.....	1%	1%	2%	1%
	Important	9%	7%	10%	5%
	Not important.....	61%	58%	64%	64%
	Not a consideration.....	29%	32%	24%	29%
	Don't know	1%	1%	*	1%
c.	Internet access on-site				
	Essential.....	1%	1%	2%	6%
	Important	5%	3%	10%	14%
	Not important.....	52%	52%	60%	48%
	Not a consideration.....	41%	43%	27%	31%
	Don't know	1%	1%	1%	1%
d.	Telephone in each room				
	Essential.....	3%	3%	1%	4%
	Important	14%	12%	8%	10%
	Not important.....	53%	49%	62%	52%
	Not a consideration.....	29%	34%	28%	33%
	Don't know	1%	1%	*	1%
e.	Television in each room				
	Essential.....	1%	1%	*	3%
	Important	7%	4%	3%	2%
	Not important.....	57%	55%	62%	48%
	Not a consideration.....	34%	40%	35%	47%
	Don't know	1%	1%	*	1%
f.	Air conditioning				
	Essential.....	23%	22%	20%	19%
	Important	47%	48%	43%	51%
	Not important.....	22%	20%	26%	18%
	Not a consideration.....	6%	8%	8%	10%
	Don't know	2%	3%	2%	1%

Note: Percentages may not add to 100 due to rounding

* = less than 0.5%; rounds to zero

— = zero (0.0); no cases in this category

+ = nonresponses of 10% or more on this question (reported percentages for all questions omit nonresponses)

n = number of respondents eligible to answer this question

◆ = percentages may add to more than 100 because respondents could make more than one response

[vol.] = volunteered response

Q-12. How important would it be to you, *personally*, that the location of an overnight church retreat *you were to attend* (Cont.) had each of the following facilities or features?

g.	Central heating				
	Essential.....	26%	24%	23%	21%
	Important.....	54%	55%	59%	61%
	Not important.....	14%	16%	13%	14%
	Not a consideration.....	4%	3%	4%	4%
	Don't know.....	2%	2%	1%	1%
h.	Private baths				
	Essential.....	14%	16%	11%	17%
	Important.....	45%	40%	42%	42%
	Not important.....	34%	38%	40%	36%
	Not a consideration.....	6%	6%	7%	4%
	Don't know.....	1%	1%	1%	1%
i.	Single-occupancy rooms available				
	Essential.....	9%	7%	14%	18%
	Important.....	36%	38%	46%	52%
	Not important.....	48%	44%	33%	24%
	Not a consideration.....	7%	9%	6%	6%
	Don't know.....	1%	1%	1%	1%
j.	Motel-like sleeping facility (versus dorm-like)				
	Essential.....	10%	11%	13%	16%
	Important.....	40%	42%	48%	50%
	Not important.....	43%	38%	33%	27%
	Not a consideration.....	6%	8%	6%	7%
	Don't know.....	1%	1%	1%	1%
k.	Indoor sleeping facility (versus camping)				
	Essential.....	27%	26%	31%	28%
	Important.....	52%	56%	50%	55%
	Not important.....	17%	14%	15%	13%
	Not a consideration.....	2%	2%	4%	3%
	Don't know.....	1%	1%	1%	1%
l.	Swimming pool				
	Essential.....	1%	1%	2%	1%
	Important.....	10%	8%	14%	13%
	Not important.....	63%	61%	64%	55%
	Not a consideration.....	26%	28%	19%	29%
	Don't know.....	1%	1%	1%	3%

Note: Percentages may not add to 100 due to rounding

* = less than 0.5%; rounds to zero

— = zero (0.0); no cases in this category

+ = nonresponses of 10% or more on this question (reported percentages for all questions omit nonresponses)

n = number of respondents eligible to answer this question

◆ = percentages may add to more than 100 because respondents could make more than one response

[vol.] = volunteered response

Q-12. How important would it be to you, *personally*, that the location of an overnight church retreat *you were to attend* (Cont.) had each of the following facilities or features?

m.	Recreation activities				
	Essential.....	7%	5%	7%	6%
	Important.....	48%	48%	49%	43%
	Not important.....	37%	35%	35%	34%
	Not a consideration.....	7%	11%	8%	16%
	Don't know.....	1%	2%	1%	1%
n.	Exercise room				
	Essential.....	1%	1%	2%	2%
	Important.....	14%	11%	14%	16%
	Not important.....	66%	61%	66%	57%
	Not a consideration.....	19%	25%	18%	23%
	Don't know.....	1%	2%	*	2%
o.	Walking trails				
	Essential.....	7%	5%	10%	11%
	Important.....	61%	61%	63%	63%
	Not important.....	26%	26%	21%	17%
	Not a consideration.....	5%	6%	5%	8%
	Don't know.....	1%	2%	1%	1%
p.	Rural setting				
	Essential.....	5%	4%	9%	6%
	Important.....	49%	52%	50%	46%
	Not important.....	38%	35%	34%	34%
	Not a consideration.....	6%	7%	8%	12%
	Don't know.....	2%	1%	*	2%
q.	Boating/sailing/yachting				
	Essential.....	1%	*	1%	1%
	Important.....	6%	5%	7%	7%
	Not important.....	66%	59%	66%	53%
	Not a consideration.....	25%	34%	26%	37%
	Don't know.....	2%	1%	1%	2%
r.	Private group kitchen for meals or snacks				
	Essential.....	4%	4%	4%	3%
	Important.....	32%	32%	40%	29%
	Not important.....	53%	48%	45%	53%
	Not a consideration.....	8%	15%	10%	14%
	Don't know.....	2%	1%	1%	1%

Note: Percentages may not add to 100 due to rounding

* = less than 0.5%; rounds to zero

— = zero (0.0); no cases in this category

+ = nonresponses of 10% or more on this question (reported percentages for all questions omit nonresponses)

n = number of respondents eligible to answer this question

◆ = percentages may add to more than 100 because respondents could make more than one response

[vol.] = volunteered response

Q-12. How important would it be to you, *personally*, that the location of an overnight church retreat *you were to attend* (Cont.) had each of the following facilities or features?

s.	Meals provided by the host facility				
	Essential.....	16%	19%	26%	23%
	Important.....	55%	55%	56%	60%
	Not important.....	25%	21%	15%	12%
	Not a consideration.....	4%	4%	4%	3%
	Don't know.....	1%	1%	*	1%
t.	Picnic facilities				
	Essential.....	2%	1%	1%	3%
	Important.....	32%	27%	20%	27%
	Not important.....	55%	55%	63%	53%
	Not a consideration.....	11%	14%	15%	16%
	Don't know.....	1%	2%	1%	1%
u.	Within 100 miles of your church	+			
	Essential.....	11%	15%	18%	15%
	Important.....	50%	50%	46%	50%
	Not important.....	32%	29%	29%	26%
	Not a consideration.....	6%	5%	7%	7%
	Don't know.....	1%	2%	1%	1%
v.	Presbyterian affiliation	+	+	+	+
	Essential.....	7%	8%	3%	5%
	Important.....	34%	31%	22%	19%
	Not important.....	51%	48%	59%	56%
	Not a consideration.....	7%	10%	15%	19%
	Don't know.....	2%	2%	1%	1%
w.	Other (Please specify): _____				[Not tabulated]

Q-13. How many church related retreats and/or camps have you attended in the past year? _____

None.....	76%	66%	18%	37%
1.....	18%	26%	25%	27%
2 or 3.....	4%	8%	42%	26%
4 or 5.....	2%	1%	12%	8%
6 or 7.....	—	—	2%	1%
8 or more.....	—	—	1%	1%
Mean.....	0.3	0.4	2.0	1.4
Median.....	0.0	0.0	2.0	1.0

Note: Percentages may not add to 100 due to rounding

* = less than 0.5%; rounds to zero

— = zero (0.0); no cases in this category

+ = nonresponses of 10% or more on this question (reported percentages for all questions omit nonresponses)

n = number of respondents eligible to answer this question

◆ = percentages may add to more than 100 because respondents could make more than one response

[vol.] = volunteered response

	Members	Elders	Pastors	Specialized Clergy
Q-14. Does your congregation have a . . . ? (Please ✓ <i>all</i> that apply.)				
	◆	◆	◆	◆
Full-time pastor or co-pastor (senior/solo/associate).....	88%	88%	90%	74%
Part-time pastor or co-pastor (senior/solo/associate).....	26%	23%	16%	24%
Interim pastor.....	15%	12%	10%	20%
Full-time director of education	41%	37%	28%	25%
Part-time director of education	18%	18%	20%	24%
Full-time youth minister	35%	32%	28%	20%
Part-time youth minister	15%	14%	18%	18%
Christian education committee	79%	83%	74%	73%
Sub-committee on adult Christian education.....	20%	26%	36%	24%
Consultant in adult education, used regularly by your congregation	6%	2%	6%	5%

Q-15. Please use the space below for any comments you may have regarding the topics covered in this survey.

[Not tabulated]

Published by:
RESEARCH SERVICES
 A Ministry of the General Assembly Council
 Presbyterian Church (U.S.A.)
 1-888-728-7228, extension 2040

PDS#65100-02274
 \$6.00 per copy
 1-800-524-2612
 100 Witherspoon Street
 Louisville, KY 40202-1396

Printed on recycled paper

Church Camps & Retreats.app

