



SPIRITUAL GROWTH EXPERIENCES AND CHURCH RETREATS

The May 2012 Survey

Table of Contents

OVERVIEW..... i

HIGHLIGHTS iii

FORMATIVE FAITH EXPERIENCES..... 1

 Important Contributors to Faith Development..... 1

 Singular Spiritual Growth Experience..... 1

 General Faith Development and Singular Experiences: Comparing the Differences 2

 Comparing the Settings: Pastors and Members 2

 Singular Spiritual Growth Experience by Age of Occurrence..... 3

 Singular Spiritual Growth Experience: Comparing 2002 and 2012 4

SPIRITUAL GROWTH AND DEVELOPING LEADERS 5

 Areas of Greatest Need for Learning about Faith..... 5

 Developing Young Adult Christian Leaders 5

CONGREGATIONAL RETREATS 7

 Numbers and Types of Retreats 7

 Personal Involvement 7

 Retreat Subjects 7

 Retreat Site Facilities and Features 8

CONFERENCE CENTERS AND CONGREGATIONAL PRIORITIES 10

 PC(USA) Conference Centers 10

 Priority Items to Provide for Staff and Members 10

SURVEY QUESTIONS AND RESPONSES A-1



A Ministry of the Presbyterian Mission Agency
Presbyterian Church (U.S.A.)
100 Witherspoon Street
Louisville, KY 40202

What Is the Presbyterian Panel?

The Presbyterian Panel consists of three nationally representative samples of groups affiliated with the Presbyterian Church (U.S.A.): members, ruling elders currently on session, and teaching elders. (The session is the governing board in Presbyterian congregations.) For analysis, teaching elders are split into two groups based on current call: *pastors*, serving congregations, and *specialized ministers*, serving elsewhere.¹ New samples are drawn every three years. Panel surveys are conducted quarterly, primarily by mail, but with an online completion option.

For more information on methods used to draw the samples, see the technical appendix in the *Religious and Demographic Profile of Presbyterians 2011: Findings from the Initial Survey of the 2012-2014 Presbyterian Panel* (available at pcusa.org/research/panel).

The Panel is maintained and directed by the office of Research Services, part of the Presbyterian Mission Agency of the Presbyterian Church (U.S.A.).² The first Panel was created in 1973 to provide a means for informing denominational leaders of the opinions and activities of the rank and file across the church. Survey topics and questions are usually developed at the request of, and in consultation with, staff or elected members of national church entities. However, ultimate decisions on content of Panel surveys and the disposition of Panel data are those of Research Services. Standards developed by the American Association of Public Opinion Research guide Panel surveys.

Current Survey

The current survey is the third completed by the 2012-2014 Panel, sampled in the summer of 2011. The survey was initially distributed mid-May 2012 to 3,910 panelists. Most (822 members, 963 ruling elders, and 819 teaching elders) were sent a printed questionnaire via U.S. mail on May 17. The rest (194 members, 434 ruling elders, and 678 teaching elders) were sent an email invitation that contained a link to a web version of the survey on May 22; these latter panelists had signed up for email notification at the time they completed either the initial survey in the fall of 2011 or the second survey in February 2012.

Panelists who received email invitations and had not yet responded were sent email reminders on May 31 and June 26. All non-respondents, including those initially sent the email invitation and first email reminder, were sent a postcard reminder on June 14. Returns were accepted through August 8, 2012. The cover letter, email invitation, and reminders came from Perry Chang, administrator of the Panel at the time of the survey. Response rates for this survey are: members, 58%; ruling elders, 66%; teaching elders, 70%. All panelists could complete the survey on the web, and the percentages of respondents who did so are: members, 28%; ruling elders, 46%; pastors, 64%; and specialized ministers, 55%.

Sponsor

This survey was sponsored by PC(USA) Camp and Conference Ministries. For more information on this ministry, go to www.pcusa.org/campanconference.

This Report

The first half of this report uses text and graphics to summarize and explicate findings. An appendix follows with comparative tables that display the percentage distribution of responses to every question for each of the four Panel groups. Results are subject to sampling and other errors. In general, differences of less than 8% are not statistically meaningful.

¹ This category consists of all active (i.e., not retired) teaching elders whose primary calls are not as pastors. It also includes those without a valid call.

² At the time of this survey, the Presbyterian Mission Agency was known as the General Assembly Mission Agency. The new name took effect in July 2012.

Suggested Citation

Research Services, Presbyterian Church (U.S.A.). *Spiritual Growth Experiences and Church Retreats: The Report of the May 2012 Presbyterian Panel Survey*. Louisville, KY, 2013.

Author Note

Andrew Whitehead and Jack Marcum wrote this report and were assisted by the other staff members of the office of Research Services. Perry Chang developed the questionnaire in consultation with Brian Frick, associate for camps and conferences in the Evangelism and Church Growth ministry area of the Presbyterian Mission Agency.

Staff of Research Services

At the time of the survey, the staff of Research Services consisted of Jack Marcum, Coordinator; Perry Chang, Panel Administrator; and Deborah Bruce, Katherine Duncan, Joelle Kopacz, Rebecca Moody, Christy Riggs, and Ida Smith-Williams. At the time this report was written, staff consisted of Jack Marcum, Coordinator; Deborah Coe, Panel Administrator; and Katherine Duncan, Joelle Kopacz, Rebecca Moody, Christy Riggs, Ida Smith-Williams, and Andrew Whitehead.

Additional Copies

This *Report* and a four-page *Summary* of results are both available for free download in Adobe Acrobat format at pcusa.org/research/panel. Copies of this *Report* (item #0205613317) may also be purchased for \$15 from Presbyterian Distribution Services (PDS) (800-524-2612) or the Church Store (pcusa.org/store). Copies of the *Summary* are available for \$2 each directly from Research Services. Call or email for information on quantity discounts on printed copies of either this *Report* or its *Summary* (800-728-7228 ext. 2040; research@pcusa.org).

Data Availability

Presbyterian Panel datasets are available for research purposes via free download through the Association of Religion Data Archives (thearda.com). (All information identifying individual respondents has been stripped from these files.)

Other Reports

Basic demographic and other background information on the individuals who make up this Panel may be found in the *Religious and Demographic Profile of Presbyterians 2011: Findings from the Initial Survey of the 2012-2014 Presbyterian Panel*, available for free download on the Panel website (pcusa.org/research/panel). This *Profile Report* (item #2005612315) may also be purchased for \$15 from Presbyterian Distribution Services (PDS) (800-524-2612) or the Church Store (pcusa.org/store).

From the beginning, findings from all Panel surveys have been publicly available. A full list of Panel surveys is found at pcusa.org/research/panel, where *Summaries* and *Reports* since 1993 are available for free download.

Interested in Learning More about *Your* Congregation or Presbytery?

- ✓ **10-Year Trend Reports for Congregations and for Presbyteries**—available for free: www.pcusa.org/tenyeartrends.
- ✓ **Neighborhood Demographic Report**—provides a quick look at the people who live in the area around your church or another location; available for free: www.pcusa.org/research/demographics.
- ✓ **U.S. Congregational Life Survey**—Research Services can help you conduct a congregational survey to learn more about your worshipers and identify your congregation's strengths. Call 1-800-728-7228 ext. 2040 and ask about the *U.S. Congregational Life Survey* or visit: www.USCongregations.org.

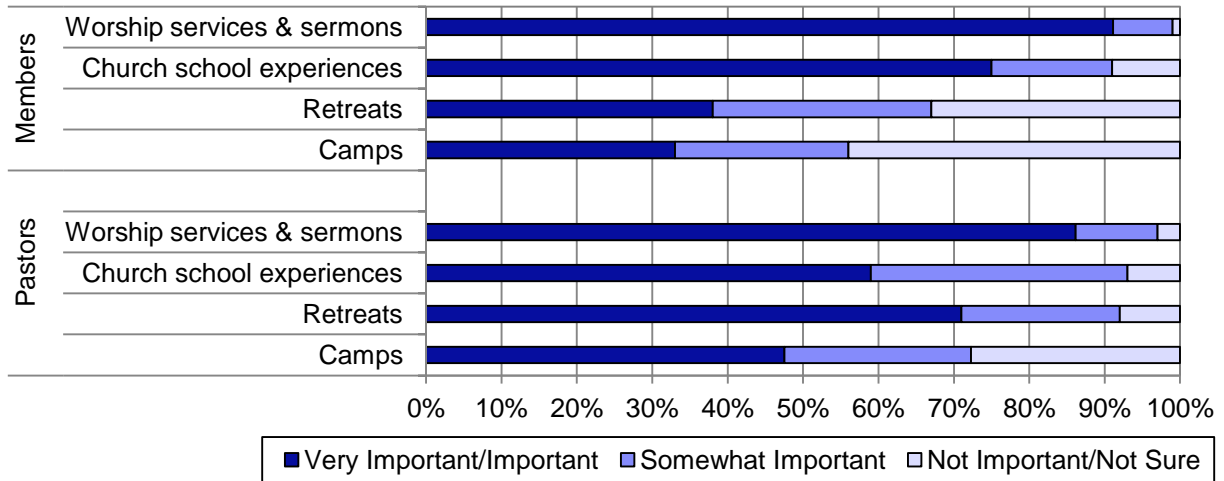
HIGHLIGHTS

- ✓ Large majorities in every Panel group report that “worship services and sermons” are *very important* or *important* to their “understanding of Christian faith and the relation of faith to life.” (p. 1)
- ✓ Half of members and ruling elders and eight in ten teaching elders report “*one* particular learning or spiritual growth experience that had great significance in shaping [their] Christian life.” (p. 1)
- ✓ Among those reporting a singular spiritual growth experience, two in ten members and four in ten pastors report that it took place at a camp, retreat, or conference. (pp. 1-2)
- ✓ For members who had a singular spiritual growth experience prior to age 20, the most common setting for that experience was during congregational activities such as worship, small groups, youth groups, or church school. For pastors who had such an experience when they were 19 years old or younger, the most common setting (besides “other”) was a camp, retreat, or conference. (p. 3)
- ✓ Compared to a similar survey in 2002, the 2012 survey results reveal decreases in the percentage of members and pastors who have had a singular spiritual growth experience and, among those who did, in the percentage who had that experience at a camp, retreat, or conference. (p. 4)
- ✓ Two-thirds of members and ruling elders identify biblical interpretation and Bible study as one of three areas of Christian faith that they feel the greatest need to learn more about. (p. 5)
- ✓ Three areas of Christian faith that the most pastors and specialized ministers identify as ones that they feel the greatest need to learn more about are biblical interpretation and Bible study, prayer or meditation, and the church’s role in society. (p. 5)
- ✓ Eight in ten members, nine in ten ruling elders, and two-thirds of all pastors and specialized ministers say that church school classes make a *very important* or *important* contribution to Christian young adult leadership development. (pp. 5-6)
- ✓ Retreats are rated by two-thirds of members, seven in ten ruling elders, six in seven pastors, and eight in ten specialized ministers as making a *very important* or *important* contribution to Christian young adult leadership development. (p. 6)
- ✓ Leading a deeper spiritual life and developing competency in interpreting the Bible are subjects that majorities of both members and ruling elders report would make them likely to attend a retreat. (p. 7)
- ✓ Majorities of pastors and specialized ministers choose several different retreat subjects as ones that would make them likely to attend, including leading a deeper spiritual life, worship and preaching in the congregation, and reworking a congregation’s mission and identity. (p. 8)
- ✓ Eight in ten pastors select indoor sleeping facilities, meals provided by the host facility, large assembly halls or meeting spaces, and central heating as *essential* or *important* features of a facility hosting an overnight retreat they might attend. (pp. 8-9)
- ✓ Relatively few pastors (one in six or fewer) list having a telephone or television in each room, daily maid and laundry services, or having an exercise room or swimming pool as personally *essential* or *important* features of a facility hosting an overnight retreat they might attend. (p. 9)
- ✓ A majority of members list central heating, indoor sleeping facilities, meals provided by the host facility, large assembly halls or meeting spaces, private baths, air conditioning, and locations within 100 miles of their church as *essential* or *important* features of a facility where they might attend an overnight retreat. (pp. 8-9)
- ✓ Relatively few members (fewer than one in six) view each of the following as *essential* or *important* features of an overnight retreat facility: daily maid and laundry services; telephones, wireless internet, and televisions in each room; exercise rooms; and swimming pools. (p. 9)
- ✓ A little more than half of members report that they would be likely to attend a retreat sponsored by their congregation in the next two years, while nine in ten pastors say the same. (p. 9)

Important Contributors to Faith Development

- ✓ “Worship services and sermons” have been *very important* or *important* for most panelists’ own “understanding of Christian faith and the relation of faith to life” (members, 92%; ruling elders, 95%; pastors, 87%; and specialized ministers, 85%). (See Figure 1.)

Figure 1. Importance of Selected Contexts for Panelists’ Understanding of the Relation of Faith to Life



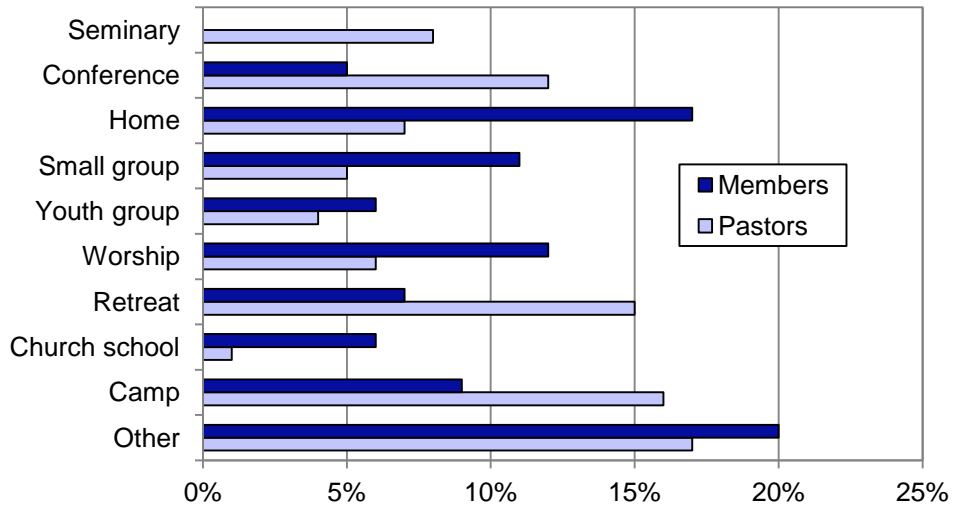
- ✓ Three-fourths of members (75%) and ruling elders (73%) and somewhat smaller majorities of pastors (59%) and specialized ministers (58%) report that “church school experiences” have been *very important* or *important* to their faith understanding.
- ✓ More than seven in ten pastors (71%) and specialized ministers (71%) report that retreats have been *very important* or *important* to their faith understanding, compared to fewer than half of ruling elders (44%) and members (38%).
- ✓ More pastors (48%) and specialized ministers (45%) report that camps have been *very important* or *important* to their faith understanding, compared to one-third of ruling elders (34%) and members (33%).

Singular Spiritual Growth Experience

- ✓ Over half of members (51%) and ruling elders (55%) and almost eight in ten pastors (78%) and specialized ministers (78%) recall “one particular learning or spiritual growth experience that had great significance” in shaping their Christian life.
- ✓ The median age for these experiences varies between the groups: 25 for members, 30 for ruling elders, and 20 for both pastors and specialized ministers.
- ✓ The most common setting for a singular spiritual growth experience for members is the *home* (17%); for ruling elders, a *retreat* (13%); for pastors, a *camp* (16%); and for specialized ministers, a *retreat* (14%). (See Figure 2, next page.)
- ✓ The type of person named by more members and ruling elders than any other as “instrumental” in making their spiritual growth experience a significant one is *pastor/minister*, so reported by 35% of members and 34% of ruling elders, followed closely by *professor, teacher, or group leader* (members, 29%; ruling elders, 28%). Pastors and specialized ministers also most often indicated that the “instrumental” person(s) fell in one of these same two categories, but in reverse order: *professor, teacher, or group leader*, 34% and 31%, respectively; and *pastor/minister*, 31% and 29%.
- ✓ Another category of person frequently named “instrumental” is *another person who participated* in the group or event where the growth experience occurred (members, 23%; ruling elders, 25%; pastors, 22%; and specialized ministers, 21%).

Singular Spiritual Growth Experience [cont.]

Figure 2. Setting of Singular Spiritual Growth Experience



General Faith Development and Singular Experiences: Comparing the Differences

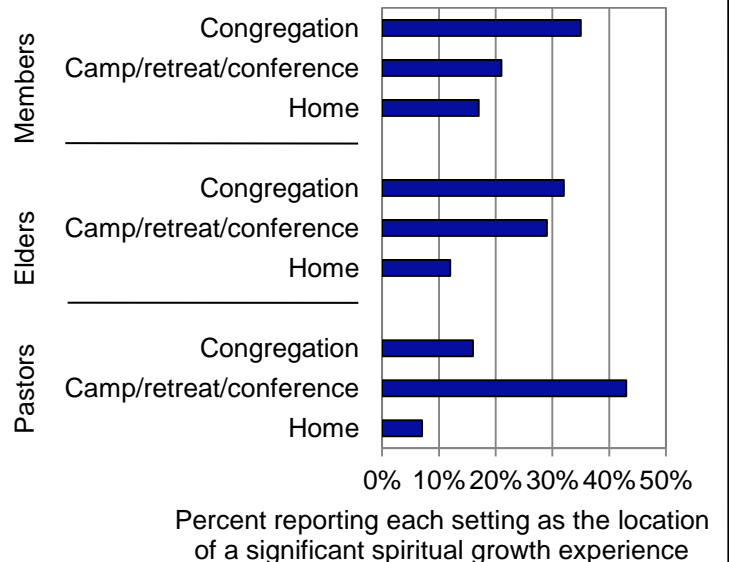
Among members, 92% report that “worship services and sermons” have made *very important* or *important* contributions to their “understanding of Christian faith and the relationship of faith to life,” yet only 12% overall report a singular spiritual growth experience in that setting. The gap is also great for *church school experiences*: 75% of members report church school making a *very important* or *important* contribution to their faith, but only 6% overall list it as the setting of a singular spiritual growth experience. But the gap, while still noticeable, is much smaller for *camps and retreats*: 33% report that camps and 38% that retreats have been *very important* or *important* to their faith development, compared to 9% and 7%, respectively, who report a singular growth experience in each of those settings.

In short, many more members report worship, church school, camps, and retreats as *very important* or *important* for their faith development, but many fewer report them as places where singular spiritual growth experiences occurred.

Comparing the Settings: Pastors and Members

Among panelists reporting a singular spiritual growth experience, members and ruling elders are split somewhat evenly between those whose experience took place in a congregation (youth group, small group, church school, or worship) and those whose experience took place at a camp, retreat, or conference (members, 35% and 21%, respectively; ruling elders, 32% and 29%). The pattern differs among pastors, however, with 43% reporting a camp, retreat, or conference setting, compared to only 16% reporting a congregational setting. A third setting, the home, is a more common location among members for a singular experience: 17% so report, compared to 12% of ruling elders and 7% of pastors. (See Figure 3.)

Figure 3. Comparing Pastors, Members, and Ruling Elders on the Setting of Singular Spiritual Growth Experiences

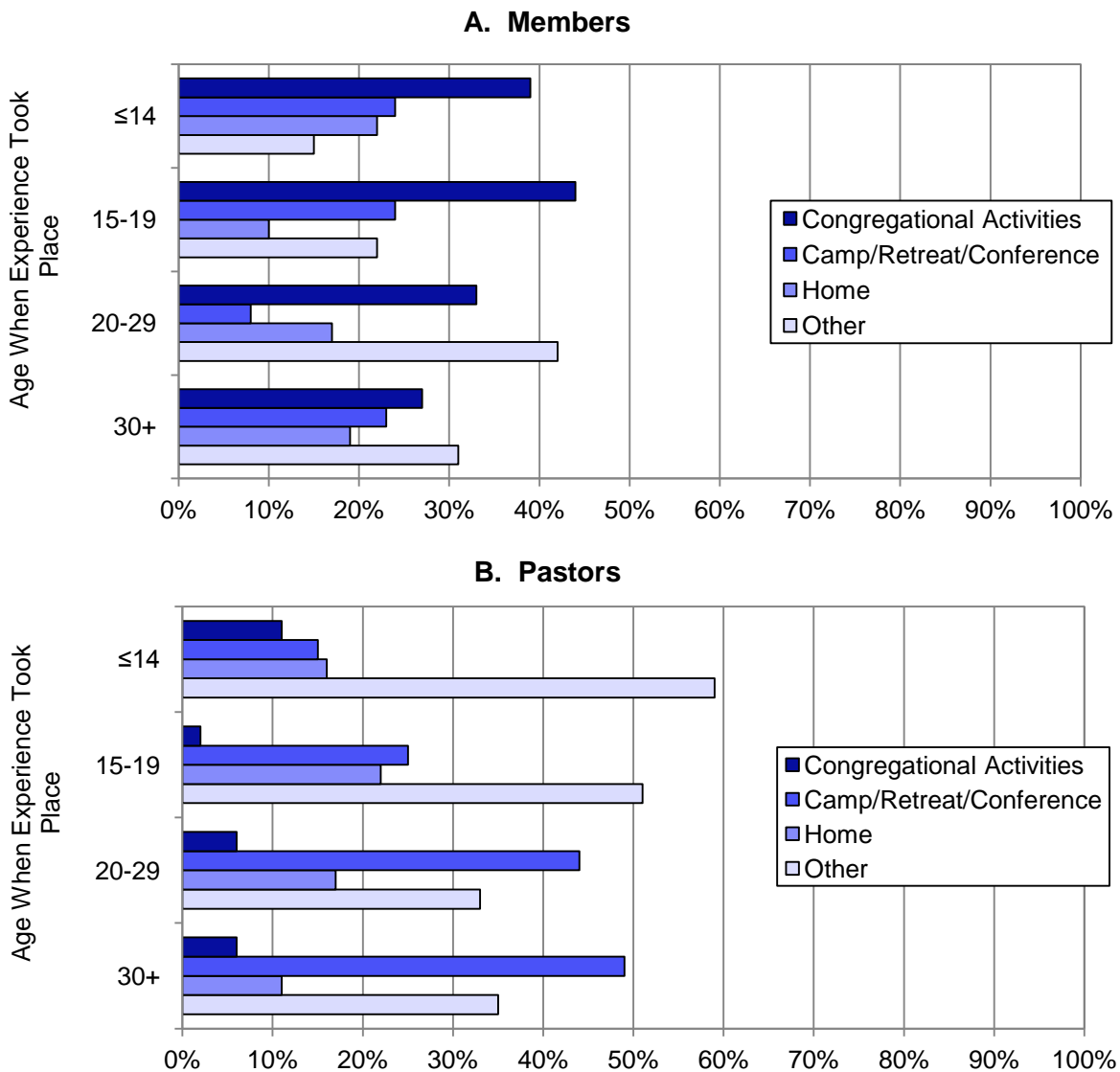


Singular Spiritual Growth Experience by Age of Occurrence

The setting where a “particular learning or singular spiritual growth experience” took place is associated with the age of the respondent when the experience happened. Figure 4 shows that, for members, congregations (*worship, church school, small groups, or youth groups*) are the most common settings of singular spiritual growth experiences that took place when the respondent was age 19 or younger (40%). These congregational activities are also the setting for over a quarter of respondents who had one of these experiences at age 30 or older (28%). The single most common setting for these experiences among members aged 20 or older (34%), however, is a setting not listed among the response options (*other*).

Among pastors, majorities of those whose singular spiritual growth experience occurred before age 20 respond *other* when asked the location of that experience (53%); only 5% choose *worship, church school, small groups, or youth groups*, and 22%, *camp, retreats, or conferences*. For pastors whose singular experience occurred at age 20 or older, *other* is the setting for 34% of those experiences, and *camp, retreats, or conferences* for 46%. *Worship, church school, small groups, or youth groups* is the setting for 6% of these experiences.

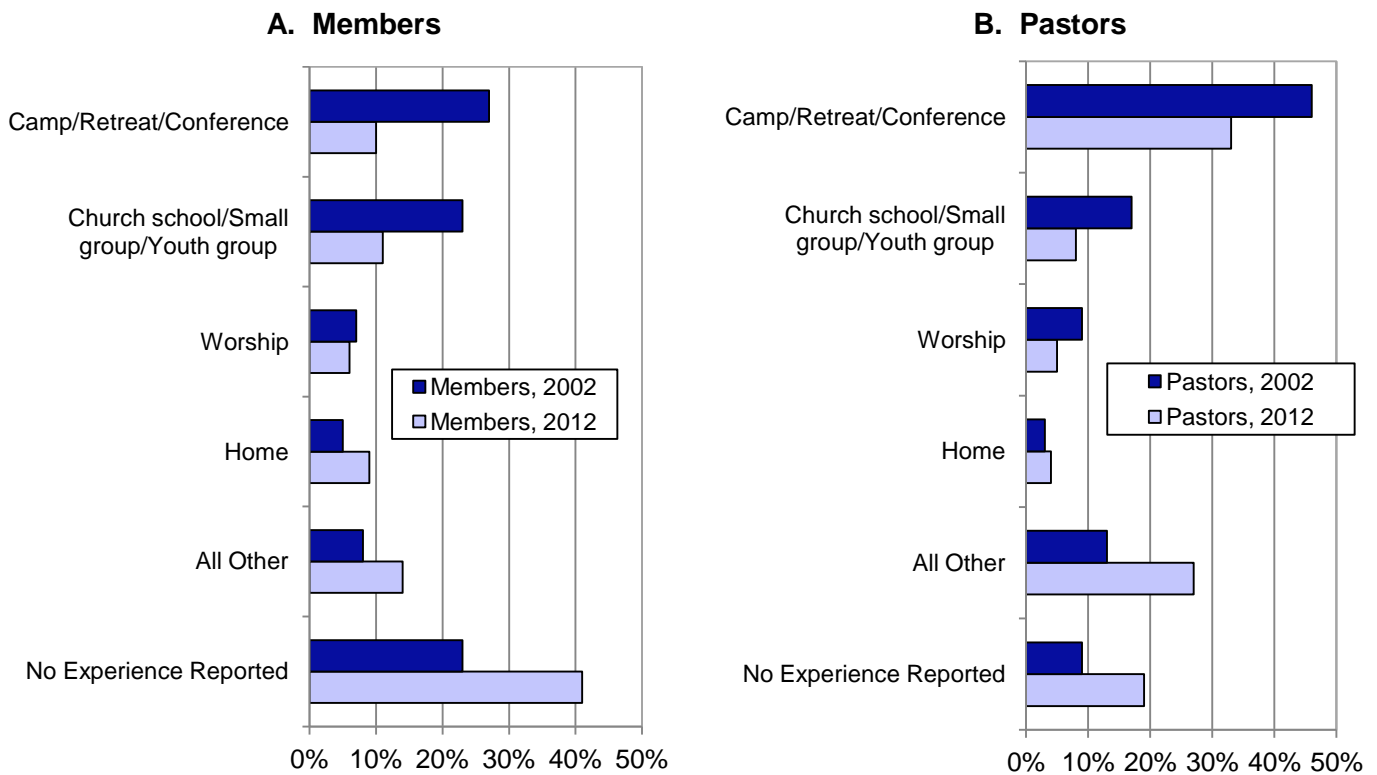
Figure 4. Setting of Singular Spiritual Growth Experience by Age When Experience Took Place



Singular Spiritual Growth Experience: Comparing 2002 and 2012

A question similar to the one on a “particular learning or spiritual growth experience” in the present survey was also asked on the August 2002 Presbyterian Panel survey.[†] Both members and pastors show a decrease in singular spiritual growth experiences. Fewer numbers of both groups also identify *camp*, *retreat*, or *conference* as the setting for such experiences. The same is true for *church school*, *small groups*, or *youth groups*, as well as *worship*. Members and pastors do report the home as a setting for singular spiritual growth experiences more frequently in 2012 compared to 2002, but the differential is very small. *Other* also shows a slight increase among both members and pastors between the two years. (See Figure 5.)

Figure 5. Settings of Singular Spiritual Growth Experiences: Comparisons between 2002 and 2012 for Members and Pastors



What are we to make of these changes, especially the large drop in the share reporting any sort of singular spiritual growth experience? Ten years is not that long a time period, yet the drop, among members in particular, is dramatic. The PC(USA) has had a large net loss in membership over this same period, from 2,451,969 in 2002 to 1,848,496 in 2012 (-25%), but it’s hard to imagine that the people leaving are those who have had spiritual growth experiences, since research shows that most Presbyterians who leave drop out of organized religion altogether. Further research is needed on the decrease in the percentage reporting a spiritual growth experience to determine whether this outcome accurately reflects the situation among Presbyterians^{††} and, if so, what has happened in Presbyterian congregations and families to bring about this change.

[†] The 2012 survey provided a slightly different number of categories for respondents by including “local mission work” and “mission trip outside local community” as additional options to the categories contained in the 2002 survey. This difference could be one reason why the “all other” category shows an increase between 2002 and 2012. For this and other reasons, small differences between surveys should be interpreted with caution.

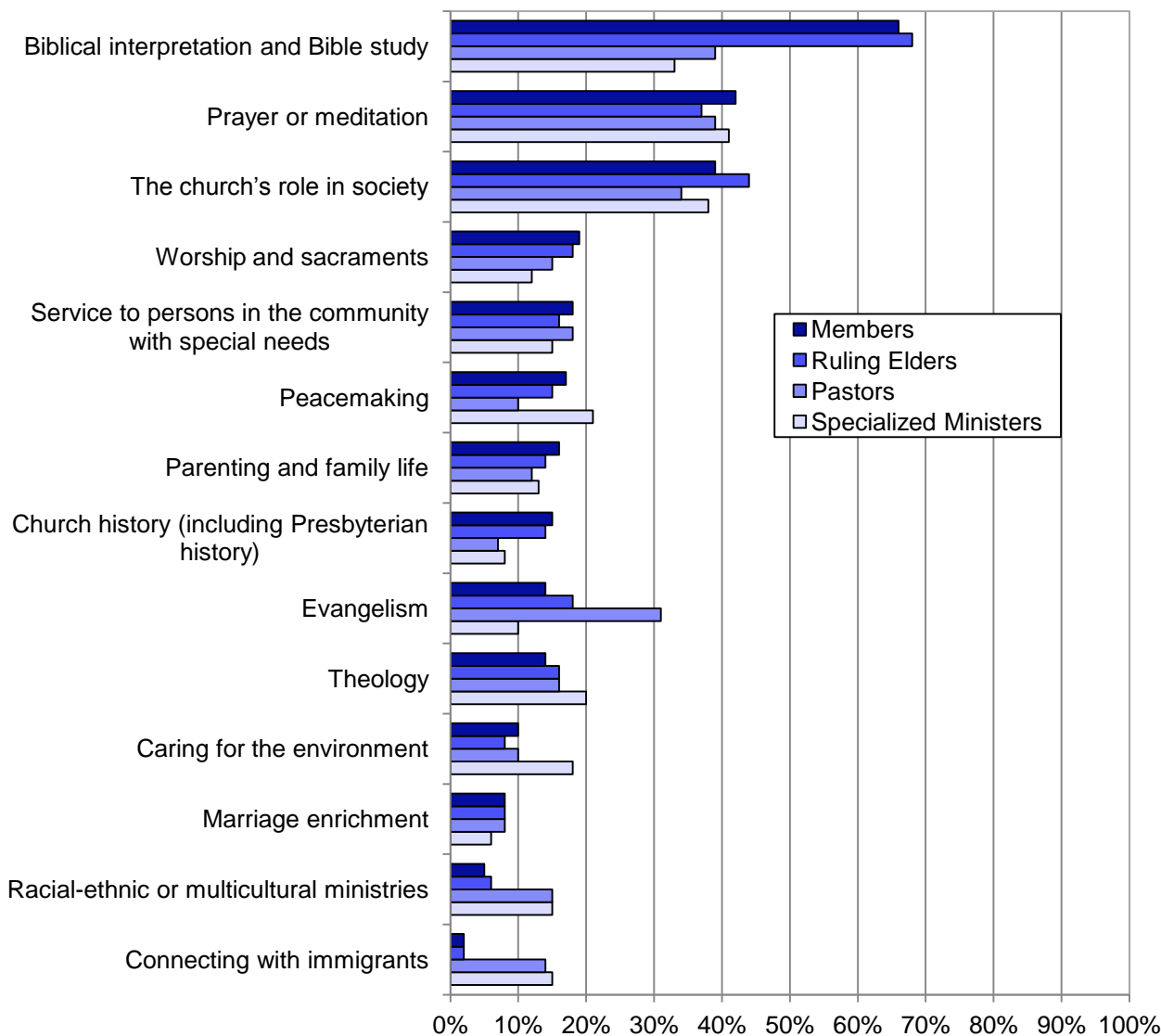
^{††} The differences in the percentage who report a spiritual growth experience in 2002 and in 2012 are statistically significant for both members and pastors, so the likelihood is small that this finding does not exist in the populations from which the member and pastor samples were drawn.

SPIRITUAL GROWTH AND DEVELOPING LEADERS

Areas of Greatest Need for Learning about Faith

- ✓ Asked to select three (from a list of 15) areas in which they feel the greatest need to learn more about Christian faith and its relationship to life, two-thirds of members (66%) and ruling elders (68%) pick *biblical interpretation and Bible study*. Only four in ten pastors (39%) and one-third of specialized ministers (33%), however, select this same area, and none of the others is selected by a majority of panelists in any group. (See Figure 6.)

Figure 6. Percent of Panelists Who Identify Each Area as One of Three in Which They Feel the Greatest Need to Learn More about Christian Faith and Its Relationship to Life



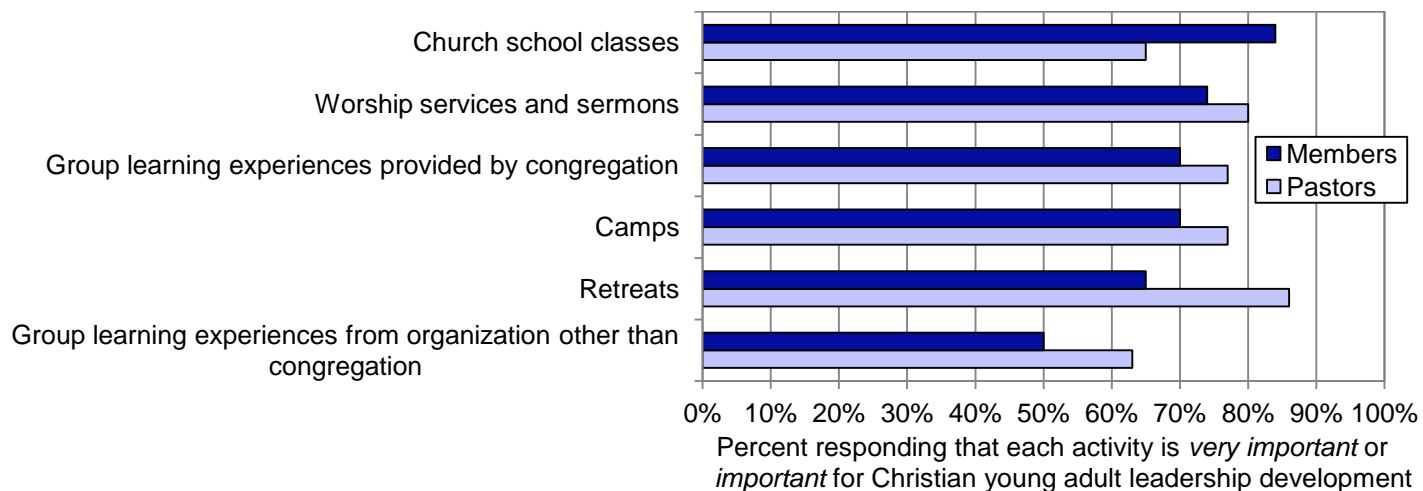
- ✓ Fewer than one in five panelists in each group select the following topics among the three that they feel the greatest need to learn more about: *caring for the environment*, *marriage enrichment*, *racial-ethnic or multicultural ministries*, and *connecting with immigrants*.

Developing Young Adult Christian Leaders

- ✓ About five in six members (84%) and ruling elders (89%) and two-thirds of teaching elders (pastors, 65%; specialized ministers, 66%) say that church school classes make a *very important* or *important* contribution to Christian young adult leadership development. (See Figure 7.)

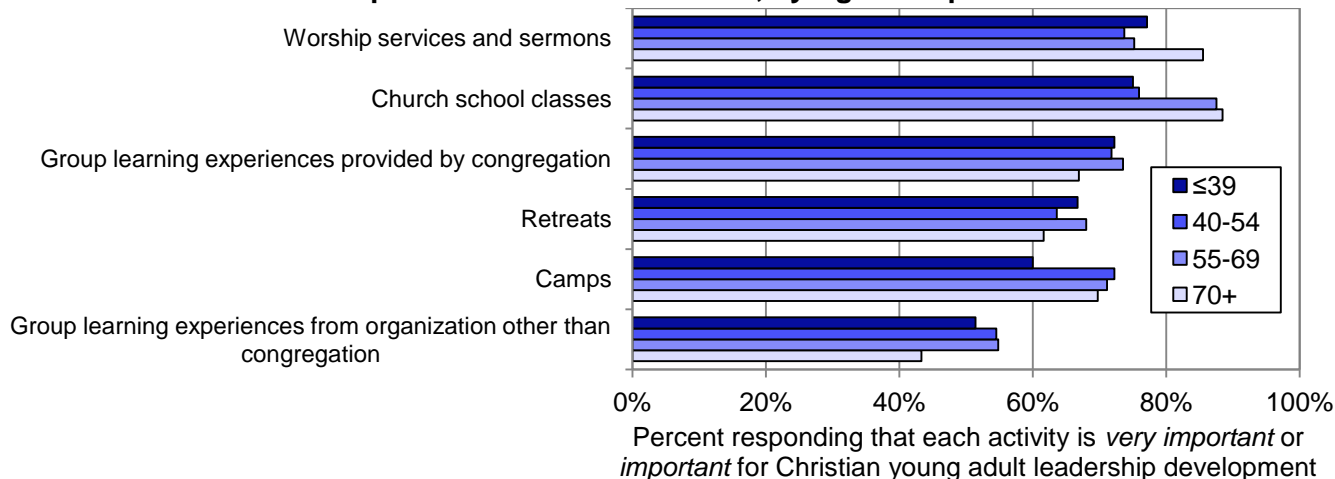
Developing Young Adult Christian Leaders [cont.]

Figure 7. Experiences that Members and Pastors Believe Contribute to Young Adults' Development as Christian Leaders



- ✓ Retreats are rated by two-thirds of members (65%), 71% of ruling elders, 86% of pastors, and 79% of specialized ministers as *very important* or *important* for Christian young adult leadership development.
- ✓ Between seven in ten and eight in ten panelists in each group indicate that two other types of experiences are *very important* or *important* for Christian young adult leadership development: Group learning experiences provided by a congregation, other than worship services and sermons, church school classes, or retreats (members, 70%; ruling elders, 74%; pastors, 77%; specialized ministers, 75%), and camps (70%; 70%; 77%; 71%).
- ✓ While around a third of members report a camp (33%) or retreat (38%) being formative in their own faith journey (as discussed earlier in this report; see p. 1), around twice as many members believe camps (70%) and retreats (65%) are *very important* or *important* in the development of young adults as leaders.
- ✓ Age makes relatively little difference in opinions of members on the importance of various experiences for Christian young adult leadership development. The most sizable age differences include (see Figure 8): More older (ages 55 and older) than younger members rate church school classes as *very important* or *important* (88%, compared to 76% of those younger than 55) for such development; more of the oldest members (70 or older) rate worship services and sermons as *very important* or *important* (86%, compared to 75% of those younger than 70); and fewer younger members (39 or younger) rate camps as *very important* or *important* (60%, compared to 71% of those age 40 or older).

Figure 8. Experiences that Members Believe Contribute to Young Adults' Development as Christian Leaders, by Age Group



CONGREGATIONAL RETREATS

Numbers and Types of Retreats

- ✓ A majority of congregations (67%) held or sponsored at least one retreat in the two years prior to the survey, according to pastors.
- ✓ Among pastors who reported at least one retreat in the previous two years for a specific group in the congregation, a large majority (82% of this subset) indicate that their congregation had one or more retreats for youth (13-19 years old) during that period. Only about half as many, however, indicate having one or more retreats for ruling elders (43%) or adult women (44%) over the same period.

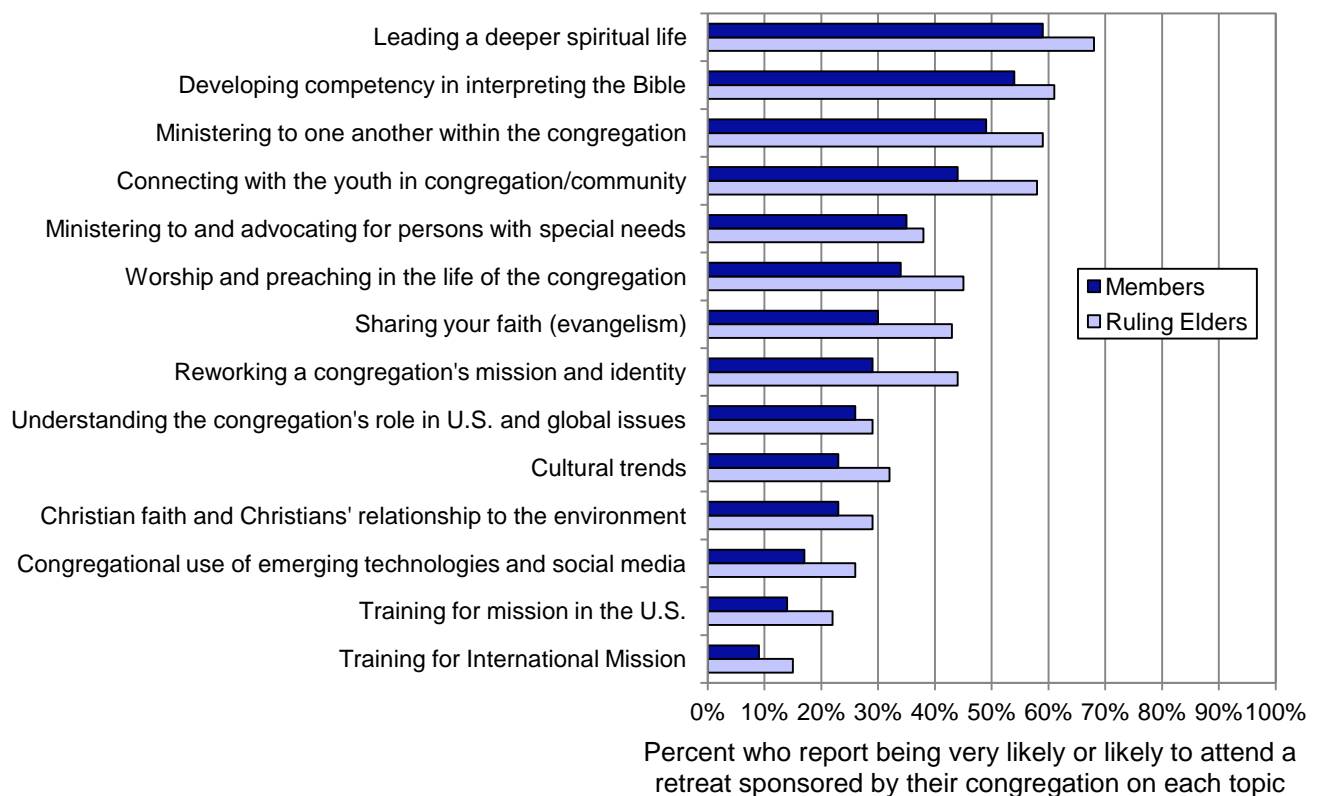
Personal Involvement

- ✓ About one in five members (18%), two in five ruling elders (36%) and specialized ministers (41%), and three in five pastors (57%) indicate that they personally participated with other people from their congregation in a retreat or camp activity during the past two years.
- ✓ Helping plan a retreat or camp activity for their congregation or a group in it is something that half of pastors (49%) and three in ten specialized ministers (29%) say they have done in the past two years. Only 8% of members and 17% of ruling elders report having been involved in such planning during this same time period.

Retreat Subjects

- ✓ A majority or near-majority of members and ruling elders report being *very likely* or *likely* to attend a congregational retreat on each of the following subjects, even if they were expected to pay part of the costs (see Figure 9):
 - Leading a deeper spiritual life (members, 59%; ruling elders, 68%)
 - Developing competency in interpreting the Bible (54%; 61%)
 - Ministering to one another within the congregation (49%; 59%)
 - Connecting with the youth and young adults in your congregation or your community (44%; 58%)

Figure 9. Interest in Selected Retreat Topics among Members and Ruling Elders

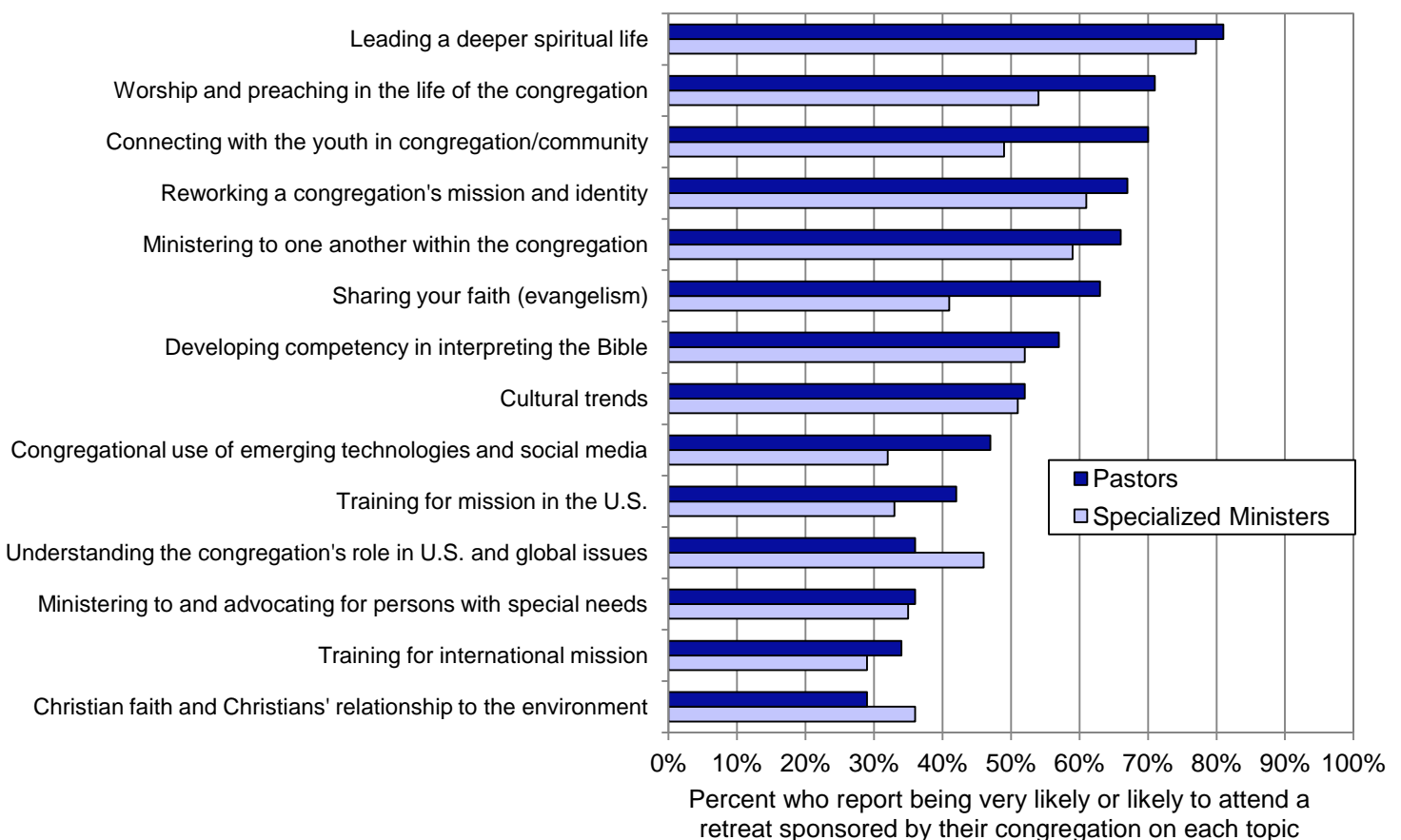


CONGREGATIONAL RETREATS

Retreat Subjects [cont.]

- ✓ A majority of pastors and (with two exceptions) specialized ministers report being *very likely* or *likely* to attend a retreat on each of the following subjects even if they were expected to pay part of the costs (see Figure 10):
 - Leading a deeper spiritual life (pastors, 81%; specialized ministers, 77%)
 - Worship and preaching in the life of the congregation (71%; 54%)
 - Connecting with youth and young adults in your congregation or your community (70%; 49%)
 - Reworking a congregation's mission and identity (67%; 61%)
 - Ministering to one another within the congregation (66%; 59%)
 - Sharing your faith (evangelism) (63%; 41%)
 - Developing competency in interpreting the Bible (57%; 52%)
 - Cultural trends (52%; 51%)

Figure 10. Subjects of Interest for Retreats for Pastors and Specialized Ministers



Retreat Site Facilities and Features

- ✓ A majority of each Panel group rate the following features (from a total of 27) as *essential* or *important* for the location of an overnight church retreat they were going to attend to have (see Table 1, next page):
 - Indoor sleeping facility (members, 81%; ruling elders, 83%; pastors, 86%; specialized ministers, 87%)
 - Central heating (81%; 82%; 81%; 78%)
 - Meals provided by host facility (78%; 76%; 85%; 80%)
 - Large assembly hall (70%; 77%; 84%; 82%)
 - Private baths (68%; 68%; 65%; 63%)
 - Air conditioning (66%; 70%; 70%; 68%)
 - Located within 100 miles of church (65%; 72%; 73%; 64%)
 - Recreational activities (63%; 65%; 70%; 67%)

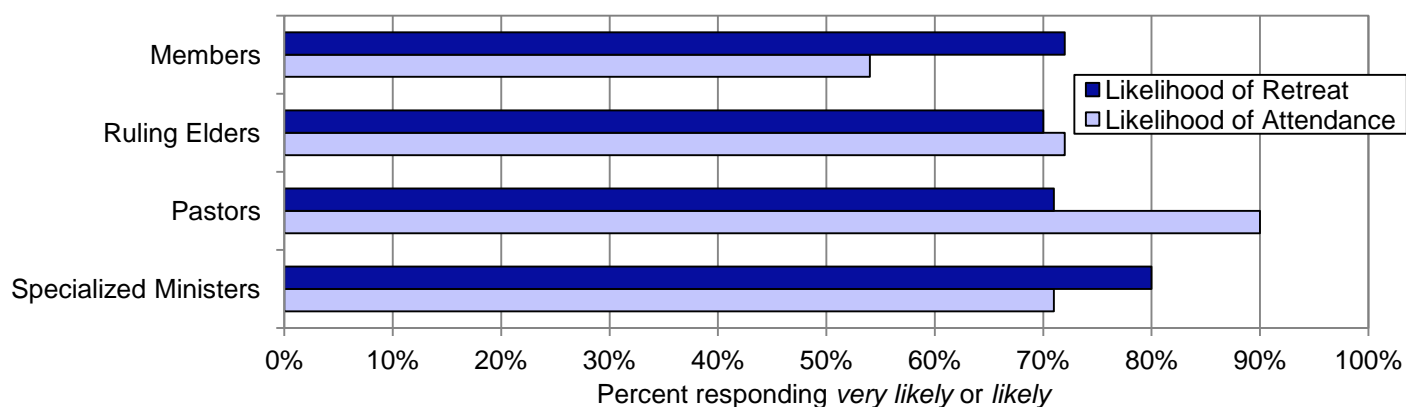
CONGREGATIONAL RETREATS

Retreat Site Facilities and Features [cont.]

	Members	Ruling Elders	Pastors	Specialized Ministers
Indoor sleeping facility (versus camping)	81	83	86	87
Central heating	81	82	81	78
Meals provided by host facility	78	76	85	80
Large assembly hall	70	77	84	82
Private baths	68	68	65	63
Air conditioning	66	70	70	68
Located within 100 miles of church	65	72	73	64
Recreational activities	63	65	70	67
Motel-like sleeping facility (versus dorm-style)	48	51	61	65
Single-occupancy rooms available	46	46	64	68
Separate building or area for your group	42	42	60	56
Linens and towels provided	41	40	45	45
Wireless internet access in a public place	39	44	68	71
Rural setting	39	39	47	45
Presbyterian affiliation	38	44	35	33
Private group kitchen for meals or snacks	30	33	38	34
Provided meals emphasize local and Fair Trade food	29	30	37	57
AC supplied at least partially by renewable resources	29	30	35	47
Picnic facilities	28	33	30	28
Heating supplied at least partially by renewable resources	28	31	37	50
Outdoor team-building or challenge course	21	24	26	24
TV in each room	16	12	6	5
Wireless internet in each room	14	14	32	30
Swimming pool	13	14	17	17
Exercise room	12	12	14	22
Telephone in each room	11	8	4	4
Daily maid and laundry services	8	8	6	8

- ✓ Members report a greater likelihood that their congregation will organize a retreat (*very likely* or *likely*, 72%) in the next two years than the likelihood they would attend a congregational retreat for which they would be eligible over the same period (*very likely* or *likely*, 54%). Pastors, however, report a greater likelihood of attending a retreat if one were organized (90%) over the next two years than the likelihood of their congregation actually organizing a retreat (71%). (See Figure 11.)

Figure 11. Likelihood of their Congregation Organizing a Retreat in the Next Two Years and the Likelihood of their Attending a Retreat Organized by the Congregation in Same Period

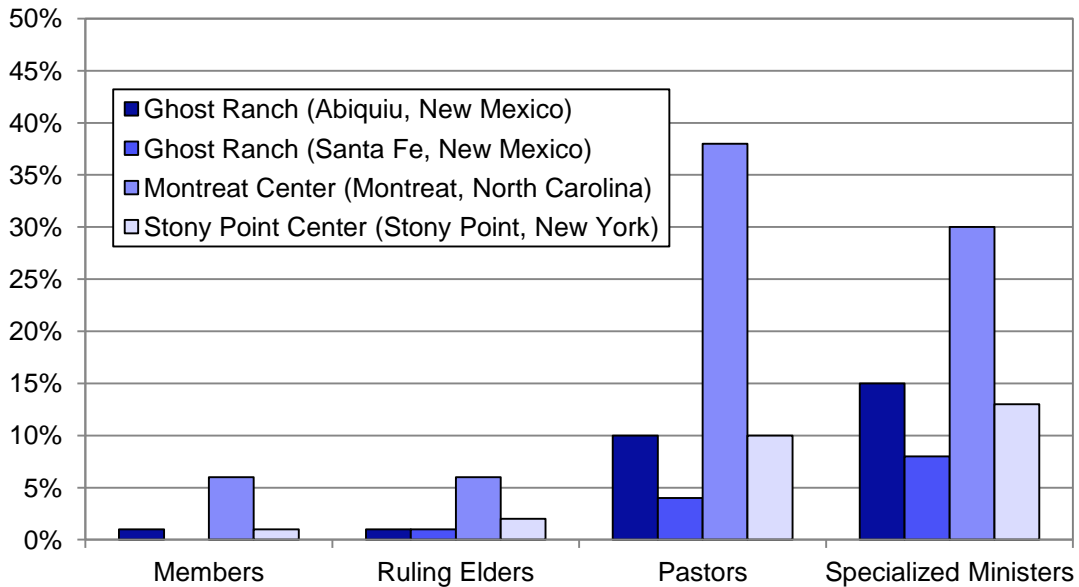


CONFERENCE CENTERS AND CONGREGATIONAL PRIORITIES

PC(USA) Conference Centers

- ✓ In the past ten years, a small minority of members (8%) and ruling elders (9%) report attending a retreat, conference, class, or seminar at one of the PC(USA) conference centers. Many more pastors (48%) and specialized ministers (43%), though still minorities, report attending an event at a PC(USA) conference center over the same period. (See Figure 12.)

Figure 12. Percent Attending an Event in the Past Ten Years at a PC(USA) Conference Center†

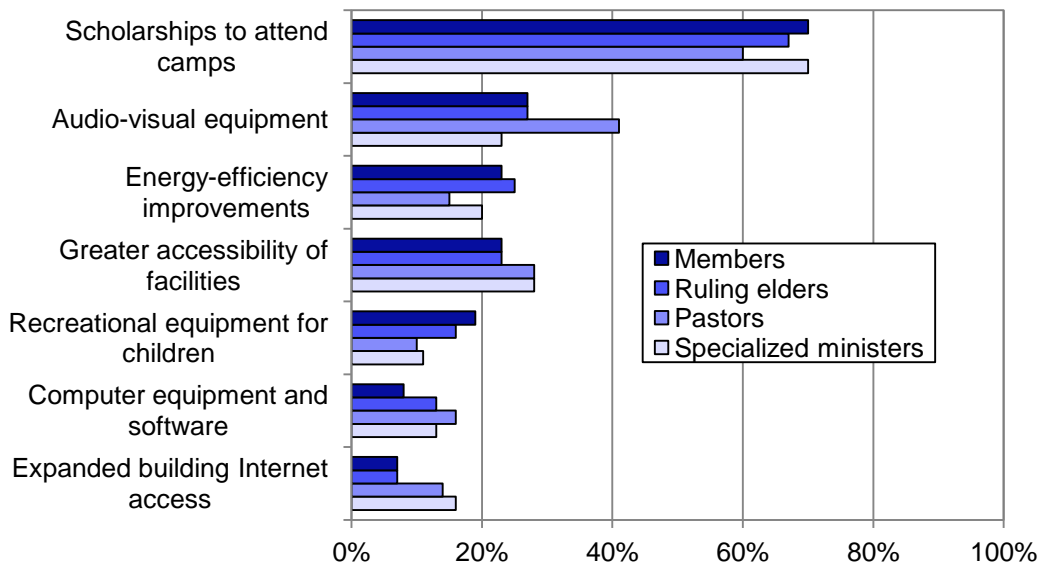


†The Ghost Ranch location in Santa Fe closed at the end of 2010.

Priority Items to Provide for Staff and Members

- ✓ From a list of ten items that panelists' congregations might provide for members and staff, *scholarships to attend camps, conferences, or other denominational events* is selected by the most panelists in each group (members, 70%; ruling elders, 67%; pastors, 60%; specialized ministers, 70%) as one of two items they would make the highest priority. (See Figure 13.)

Figure 13. Panelists' Opinions on the Two Highest-Priority Items for their Congregations to Offer Members and Staff



THE PRESBYTERIAN PANEL
SPIRITUAL GROWTH EXPERIENCES AND CHURCH
RETREATS
MAY 2012



Survey Questions and Responses

	Members	Ruling Elders	Teaching Elders
Number of survey invitations sent	1,016	1,397	1,497
Number of undeliverable surveys and ineligible respondents	2	1	8
Number of surveys completed	472	796	922‡
Response rate	46%	57%	61%

‡ 664 pastors; 258 specialized ministers

Learning and Spiritual Growth Experiences	Members	Ruling Elders	Pastors	Specialized Ministers
Q1. Have you had <i>one</i> particular learning or spiritual growth experience that had great significance in shaping your Christian life?				
Yes	51%	55%	78%	78%
No → <i>Skip to Q5</i>	42%	36%	19%	20%
Don't remember → <i>Skip to Q5</i>	7%	9%	3%	3%
Q2. In what setting did this experience take place?	n=239	n=436	n=518	n=200
Camp	9%	12%	16%	11%
Church school	6%	6%	1%	1%
Conference	5%	4%	12%	11%
Home	17%	12%	5%	7%
Local mission work	1%	1%	*	2%
Mission trip outside of your local community	7%	7%	9%	12%
Retreat	7%	13%	15%	14%
Seminary	*	1%	8%	6%
Small group	11%	6%	5%	2%
Worship	12%	12%	6%	7%
Youth group	6%	8%	4%	5%
Other (please specify): _____	20%	19%	17%	23%
Q3. Who was instrumental in making this experience significant? (Please check <i>all</i> that apply.)	n=239	n=436	n=518	n=200
	♦	♦	♦	♦
Another person who participated with me	23%	25%	22%	21%
Parent or other family member	13%	15%	5%	8%
Pastor or minister	35%	34%	31%	29%
Professor, teacher, or group leader	29%	28%	34%	31%
Other (please specify): _____	25%	23%	30%	34%

Note: Percentages may not add to 100 due to rounding

* = less than 0.5%; rounds to zero

— = zero (0.0); no cases in this category

+ = nonresponses of 10% or more on this question (reported percentages for all questions omit nonresponses)

n = number of respondents eligible to answer this question

♦ = percentages add to more than 100 because respondents could make more than one response

	Members	Ruling Elders	Pastors	Specialized Ministers
Q4. What was your age then (approximately)? _____	n=239	n=436	n=518	n=200
Under age 10.....	3%	3%	3%	2%
10-14.....	16%	17%	12%	15%
15-19.....	22%	19%	29%	29%
20-24.....	9%	5%	16%	15%
25-29.....	6%	4%	10%	9%
30-34.....	8%	5%	8%	9%
35-39.....	6%	6%	6%	6%
40-44.....	4%	9%	5%	5%
45-49.....	5%	8%	4%	3%
50-54.....	7%	6%	3%	4%
55-59.....	2%	5%	1%	3%
60-64.....	6%	5%	1%	—
65 or older.....	6%	7%	*	—
Mean.....	31	32	25	25
Median.....	25	30	20	20
Q5. What is your current age? _____				
Under age 20.....	1%	*	—	—
20-24.....	1%	*	—	—
25-29.....	1%	1%	2%	—
30-34.....	2%	2%	7%	4%
35-39.....	2%	3%	6%	5%
40-44.....	6%	4%	7%	4%
45-49.....	5%	5%	9%	8%
50-54.....	6%	9%	15%	13%
55-59.....	7%	14%	23%	22%
60-64.....	13%	16%	20%	23%
65-69.....	13%	18%	12%	15%
70-74.....	13%	12%	1%	5%
75-79.....	12%	10%	*	1%
80-84.....	9%	4%	—	—
85 or older.....	7%	2%	—	—
Mean.....	64	62	54	56
Median.....	66	64	56	58

Note: Percentages may not add to 100 due to rounding

* = less than 0.5%; rounds to zero

— = zero (0.0); no cases in this category

+ = nonresponses of 10% or more on this question (reported percentages for all questions omit nonresponses)

n = number of respondents eligible to answer this question

◆ = percentages add to more than 100 because respondents could make more than one response

Q6. In which *three* of the following areas do you feel the greatest need to learn more about Christian faith and its relationship to life? (Please check only *three*.)

	◆	◆	◆	◆
Biblical interpretation and Bible study	66%	68%	39%	33%
Caring for the environment	10%	8%	10%	18%
Church history (including Presbyterian history)	15%	14%	7%	8%
The church's role in society	39%	44%	34%	38%
Connecting with immigrants	2%	2%	14%	15%
Evangelism	14%	18%	31%	10%
Marriage enrichment	8%	8%	8%	6%
Marriage preparation	2%	1%	4%	2%
Parenting and family life	16%	14%	12%	13%
Peacemaking	17%	15%	10%	21%
Prayer or meditation	42%	37%	39%	41%
Racial-ethnic or multicultural ministries	5%	6%	15%	15%
Service to persons in the community with special needs	18%	16%	18%	15%
Theology	14%	16%	16%	20%
Worship and the sacraments	19%	18%	15%	12%
Other (please specify): _____	4%	4%	11%	16%

Q7. In your experience, how important has the contribution of each of the following been to your understanding of Christian faith and the relationship of faith to life?

a. Camps

Very important	9%	8%	15%	17%
Important	24%	26%	33%	28%
Somewhat important	23%	22%	25%	23%
Not important	20%	21%	22%	25%
Not sure or not applicable	24%	24%	6%	7%

b. Church school classes

Very important	26%	23%	11%	13%
Important	49%	50%	48%	45%
Somewhat important	16%	19%	34%	36%
Not important	4%	4%	6%	7%
Not sure or not applicable	5%	3%	1%	—

c. Retreats

Very important	9%	8%	20%	18%
Important	29%	36%	51%	53%
Somewhat important	29%	29%	21%	19%
Not important	14%	14%	7%	8%
Not sure or not applicable	19%	13%	1%	2%

Note: Percentages may not add to 100 due to rounding

* = less than 0.5%; rounds to zero

— = zero (0.0); no cases in this category

+ = nonresponses of 10% or more on this question (reported percentages for all questions omit nonresponses)

n = number of respondents eligible to answer this question

◆ = percentages add to more than 100 because respondents could make more than one response

Q7. In your experience, how important has the contribution of each of the following been to your understanding of [Cont.] Christian faith and the relationship of faith to life?

d. Worship services and sermons

			+	+
Very important	48%	51%	33%	33%
Important	44%	44%	54%	52%
Somewhat important.....	8%	5%	11%	12%
Not important	—	*	1%	2%
Not sure or not applicable.....	1%	*	—	1%

e. Other group learning experiences provided by your current or a past congregation

			+	
Very important	10%	13%	9%	11%
Important	48%	48%	54%	47%
Somewhat important.....	29%	26%	25%	30%
Not important	5%	5%	6%	5%
Not sure or not applicable.....	8%	8%	6%	7%

f. Other group learning experiences provided by an organization besides your current or a past congregation

			+	+
Very important	8%	5%	11%	18%
Important	30%	32%	42%	48%
Somewhat important.....	27%	31%	30%	22%
Not important	13%	14%	10%	8%
Not sure or not applicable.....	22%	18%	8%	4%

g. Other (please specify): _____

		+	+	+	+
Very important	27%	19%	36%	59%	
Important	13%	18%	15%	8%	
Somewhat important.....	—	3%	4%	4%	
Not important	3%	3%	3%	2%	
Not sure or not applicable.....	58%	57%	42%	28%	

Q8. In your experience, how important is the contribution made by each of the following to the development of young adults as Christian leaders?

a. Camps

Very important	31%	32%	40%	37%
Important	39%	38%	37%	34%
Somewhat important.....	20%	18%	15%	20%
Not important	2%	4%	6%	5%
Not sure or not applicable.....	9%	8%	2%	4%

Note: Percentages may not add to 100 due to rounding

- * = less than 0.5%; rounds to zero
- = zero (0.0); no cases in this category
- + = nonresponses of 10% or more on this question (reported percentages for all questions omit nonresponses)
- n = number of respondents eligible to answer this question
- ◆ = percentages add to more than 100 because respondents could make more than one response

Q8. In your experience, how important is the contribution made by each of the following to the development of young adults as Christian leaders?
[Cont.]

b. Church school classes

Very important	41%	47%	24%	20%
Important	43%	42%	41%	46%
Somewhat important.....	12%	9%	28%	28%
Not important	*	1%	6%	4%
Not sure or not applicable.....	3%	2%	1%	2%

c. Retreats

Very important	26%	31%	44%	40%
Important	39%	40%	42%	39%
Somewhat important.....	24%	19%	12%	17%
Not important	3%	4%	1%	2%
Not sure or not applicable.....	8%	6%	1%	2%

d. Worship services and sermons

Very important	36%	44%	35%	30%
Important	43%	40%	45%	39%
Somewhat important.....	16%	14%	18%	27%
Not important	2%	1%	1%	3%
Not sure or not applicable.....	3%	1%	1%	2%

e. Other group learning experiences provided by a congregation

Very important	21%	24%	32%	27%
Important	49%	50%	45%	48%
Somewhat important.....	19%	18%	18%	16%
Not important	1%	1%	1%	4%
Not sure or not applicable.....	10%	7%	4%	5%

f. Other group learning experiences provided by an organization besides a congregation

Very important	13%	14%	22%	25%
Important	37%	38%	41%	49%
Somewhat important.....	27%	31%	27%	17%
Not important	8%	5%	4%	3%
Not sure or not applicable.....	16%	13%	6%	6%

g. Other (please specify): _____

	+	+	+	+
Very important	29%	25%	52%	63%
Important	9%	7%	10%	10%
Somewhat important.....	5%	4%	1%	2%
Not important	—	1%	—	2%
Not sure or not applicable.....	57%	63%	36%	24%

Note: Percentages may not add to 100 due to rounding

* = less than 0.5%; rounds to zero

— = zero (0.0); no cases in this category

+ = nonresponses of 10% or more on this question (reported percentages for all questions omit nonresponses)

n = number of respondents eligible to answer this question

◆ = percentages add to more than 100 because respondents could make more than one response

If you are a teaching elder (also known as a minister of Word and Sacrament) who is *not* involved in a PC(USA) congregation, please check here and skip to Q18.

Not checked	96%	68%
Checked	4%	32%

Below is a list of items that a congregation might provide for its members and staff. Suppose funds are limited, and it is not possible for the congregation to provide all of them. What advice would you give your congregation concerning priorities?

Q9. Which *two items* from the list below would you make the *highest* priority? (Please check only *two*.)

			n=639	n=175
	◆	◆	◆	◆
Additional recreational equipment for children and youth	19%	16%	10%	11%
Expanded Internet access in the church building	7%	7%	14%	16%
Greater accessibility of church facilities (for example, adding ramps and elevators)	23%	23%	28%	28%
Improvements to the building to make it more energy efficient	23%	25%	15%	20%
New audio-visual equipment (for example, to project words or images during worship or other events)	27%	27%	41%	23%
New books	7%	8%	5%	5%
New computer equipment and software (for example, a tablet computer)	8%	13%	16%	13%
New DVDs or videos	8%	8%	7%	7%
New smartphone (for example, an iPhone)	1%	1%	2%	1%
Scholarships to attend camps, conferences, or other denominational events	70%	67%	60%	70%

Q10. Which *two items* from the list below would you make the *lowest* priority? (Please check only *two*.)

			n=639	n=175
	◆	◆	◆	◆
Additional recreational equipment for children and youth	17%	18%	19%	14%
Expanded Internet access in the church building	28%	21%	16%	18%
Greater accessibility of church facilities (for example, adding ramps and elevators)	10%	11%	10%	7%
Improvements to the building to make it more energy efficient	11%	14%	17%	12%
New audio-visual equipment (for example, to project words or images during worship or other events)	11%	14%	9%	14%
New books	14%	17%	33%	35%
New computer equipment and software (for example, a tablet computer)	15%	13%	7%	7%
New DVDs or videos	14%	15%	20%	22%
New smartphone (for example, an iPhone)	74%	69%	60%	62%
Scholarships to attend camps, conferences, or other denominational events	4%	8%	8%	6%

Note: Percentages may not add to 100 due to rounding

* = less than 0.5%; rounds to zero

— = zero (0.0); no cases in this category

+ = nonresponses of 10% or more on this question (reported percentages for all questions omit nonresponses)

n = number of respondents eligible to answer this question

◆ = percentages add to more than 100 because respondents could make more than one response

Church Retreats

Q11. Suppose your congregation is planning an overnight retreat. As a participant, you are expected to pay part of the costs (for example, the registration fees). How likely is it that you would attend if the subject of the retreat was:

a. Christian faith and Christians' relationship to the environment				
	+		n=639	n=175
Very likely	7%	9%	10%	12%
Likely.....	16%	20%	19%	24%
Somewhat likely	28%	30%	30%	32%
Not very likely.....	29%	25%	26%	24%
Not at all likely	17%	15%	14%	9%
Don't know.....	3%	1%	1%	—
b. Congregational use of emerging technologies and social media				
	+		n=639	n=175
Very likely	2%	6%	14%	8%
Likely.....	15%	20%	33%	24%
Somewhat likely	31%	32%	30%	32%
Not very likely.....	25%	27%	16%	30%
Not at all likely	23%	13%	6%	6%
Don't know.....	4%	1%	1%	—
c. Connecting with the youth and young adults in your congregation or your community				
	+		n=639	n=175
Very likely	16%	22%	27%	23%
Likely.....	28%	36%	43%	26%
Somewhat likely	29%	28%	22%	34%
Not very likely.....	15%	12%	6%	14%
Not at all likely	8%	3%	2%	2%
Don't know.....	3%	1%	1%	—
d. Cultural trends				
	+	+	n=639	n=175
Very likely	5%	6%	16%	18%
Likely.....	18%	26%	36%	33%
Somewhat likely	33%	30%	30%	26%
Not very likely.....	25%	26%	13%	15%
Not at all likely	15%	11%	4%	7%
Don't know.....	4%	1%	1%	—
e. Developing competency in interpreting the Bible				
	+		n=639	n=167
Very likely	19%	26%	23%	20%
Likely.....	35%	35%	34%	32%
Somewhat likely	28%	24%	25%	24%
Not very likely.....	9%	9%	12%	18%
Not at all likely	6%	5%	6%	7%
Don't know.....	2%	1%	1%	—

Note: Percentages may not add to 100 due to rounding

* = less than 0.5%; rounds to zero

— = zero (0.0); no cases in this category

+ = nonresponses of 10% or more on this question (reported percentages for all questions omit nonresponses)

n = number of respondents eligible to answer this question

◆ = percentages add to more than 100 because respondents could make more than one response

Q11. Suppose your congregation is planning an overnight retreat. As a participant, you are expected to pay part of the costs (for example, the registration fees). How likely is it that you would attend if the subject of the retreat was:

f. Leading a deeper spiritual life

	+		n=639	n=175
Very likely	27%	34%	45%	40%
Likely.....	32%	34%	36%	37%
Somewhat likely	24%	21%	14%	17%
Not very likely.....	8%	6%	3%	4%
Not at all likely	6%	4%	2%	2%
Don't know.....	2%	1%	1%	—

g. Ministering to one another within the congregation

	+		n=639	n=175
Very likely	17%	24%	26%	23%
Likely.....	32%	35%	40%	36%
Somewhat likely	28%	27%	23%	25%
Not very likely.....	14%	9%	8%	12%
Not at all likely	7%	4%	3%	4%
Don't know.....	3%	*	*	—

h. Ministering to and advocating for persons with special needs

	+		n=639	n=175
Very likely	9%	11%	13%	11%
Likely.....	26%	27%	23%	24%
Somewhat likely	30%	35%	36%	35%
Not very likely.....	22%	21%	22%	26%
Not at all likely	9%	6%	5%	4%
Don't know.....	4%	1%	1%	—

i. Reworking a congregation's mission and identity

	+		n=639	n=175
Very likely	7%	16%	30%	26%
Likely.....	22%	28%	37%	35%
Somewhat likely	28%	30%	21%	24%
Not very likely.....	26%	18%	9%	10%
Not at all likely	14%	7%	3%	4%
Don't know.....	3%	1%	1%	—

j. Sharing your faith (evangelism)

	+		n=639	n=175
Very likely	9%	15%	26%	14%
Likely.....	21%	28%	37%	27%
Somewhat likely	26%	27%	22%	30%
Not very likely.....	26%	20%	11%	24%
Not at all likely	15%	9%	3%	4%
Don't know.....	3%	1%	1%	—

Note: Percentages may not add to 100 due to rounding

* = less than 0.5%; rounds to zero

— = zero (0.0); no cases in this category

+ = nonresponses of 10% or more on this question (reported percentages for all questions omit nonresponses)

n = number of respondents eligible to answer this question

◆ = percentages add to more than 100 because respondents could make more than one response

Q11. Suppose your congregation is planning an overnight retreat. As a participant, you are expected to pay part of the [Cont.] costs (for example, the registration fees). How likely is it that you would attend if the subject of the retreat was:

k. Training for mission in the United States

	+		n=639	n=175
Very likely	4%	8%	13%	10%
Likely.....	10%	14%	29%	23%
Somewhat likely	28%	26%	28%	30%
Not very likely.....	27%	32%	19%	28%
Not at all likely	27%	20%	10%	9%
Don't know.....	4%	1%	1%	—

l. Training for international mission

	+		n=639	n=175
Very likely	3%	5%	12%	11%
Likely.....	6%	10%	22%	18%
Somewhat likely	20%	19%	25%	29%
Not very likely.....	29%	30%	25%	31%
Not at all likely	37%	34%	16%	12%
Don't know.....	4%	2%	1%	—

m. Understanding the congregation's role in U.S. and global issues

	+		n=639	n=175
Very likely	8%	10%	12%	15%
Likely.....	18%	19%	24%	31%
Somewhat likely	31%	33%	32%	22%
Not very likely.....	20%	22%	21%	23%
Not at all likely	20%	16%	11%	9%
Don't know.....	3%	1%	1%	—

n. Worship and preaching in the life of the congregation

	+		n=639	n=175
Very likely	11%	18%	33%	27%
Likely.....	23%	27%	38%	27%
Somewhat likely	27%	29%	19%	25%
Not very likely.....	22%	17%	8%	16%
Not at all likely	16%	9%	3%	4%
Don't know.....	2%	1%	*	—

o. Other (please specify): _____

	+	+	n=639	n=175
Very likely	19%	17%	24%	44%
Likely.....	11%	8%	6%	13%
Somewhat likely	6%	1%	—	—
Not very likely.....	6%	1%	—	—
Not at all likely	9%	8%	5%	4%
Don't know.....	49%	64%	64%	39%

Note: Percentages may not add to 100 due to rounding

* = less than 0.5%; rounds to zero

— = zero (0.0); no cases in this category

+ = nonresponses of 10% or more on this question (reported percentages for all questions omit nonresponses)

n = number of respondents eligible to answer this question

◆ = percentages add to more than 100 because respondents could make more than one response

Q12. During the *past two years*, has your congregation or a group in your congregation organized or promoted a retreat or an activity at a camp:

a. That <i>everyone in the congregation</i> was eligible to attend?			n=639	n=175
	+	+	+	+
Yes.....	52%	44%	56%	63%
No.....	24%	46%	41%	24%
Don't know.....	25%	10%	3%	13%
b. For a <i>specific group or category of people</i> within the congregation?			n=639	n=175
			+	+
Yes.....	68%	77%	82%	85%
No → <i>Skip to Q14</i>	12%	16%	16%	7%
Don't know → <i>Skip to Q14</i>	20%	8%	1%	9%

Q13. *If yes*, for which group or groups of people in it has your congregation organized or promoted a retreat or an activity at a camp in the *past two years*? (Please check *all* that apply.)

	n=285	n=500	n=415	n=128
	◆	◆	◆	◆
Church staff.....	31%	22%	22%	34%
Elders.....	45%	53%	43%	48%
Adult men.....	31%	23%	24%	34%
Adult women.....	52%	42%	44%	55%
Youth (13 to 19 years old).....	76%	74%	82%	75%
Other (please specify): _____.....	14%	14%	21%	20%

Q14. In the *past two years* have you been involved in planning a retreat or an activity at a camp for your congregation or a group in it? (Please check *only one*.)

			n=639	n=175
Yes.....	8%	17%	49%	29%
No—no such retreat or activity offered.....	22%	36%	32%	16%
No—for another reason.....	70%	47%	20%	56%

Q15. In the *past two years* have you personally participated with others from your congregation in a retreat or an activity at a camp? (Please check *only one*.)

			n=639	n=175
Yes.....	18%	36%	57%	41%
No—none offered for which I was eligible.....	23%	33%	24%	14%
No—for another reason.....	59%	31%	19%	45%

Q16. How likely is your congregation or a group in it to organize or promote a retreat or an activity at a camp in the *next two years*?

			n=639	n=175
Very likely.....	53%	42%	48%	62%
Somewhat likely.....	19%	28%	23%	18%
Not very likely.....	11%	16%	18%	10%
Not at all likely.....	4%	7%	9%	7%
Don't know.....	13%	8%	2%	4%

Note: Percentages may not add to 100 due to rounding

* = less than 0.5%; rounds to zero

— = zero (0.0); no cases in this category

+ = nonresponses of 10% or more on this question (reported percentages for all questions omit nonresponses)

n = number of respondents eligible to answer this question

◆ = percentages add to more than 100 because respondents could make more than one response

Q17. If in the *next two years* your congregation or a group in it were to organize or promote a retreat or an activity at a camp that you were eligible to attend, how likely would you be to attend?

			n=639	n=175
Very likely	16%	29%	65%	33%
Somewhat likely.....	38%	43%	25%	38%
Not very likely	27%	17%	6%	18%
Not at all likely.....	13%	7%	3%	9%
Don't know	6%	3%	2%	2%

Q18. During the *past ten years*, have you attended a retreat, conference, class, or seminar at one of these PC(USA) conference centers? (Check *all* that apply.)

	◆	◆	◆	◆
Yes, at Ghost Ranch Education and Retreat Center in Abiquiu, New Mexico.....	1%	1%	10%	15%
Yes, at Ghost Ranch Conference Center in Santa Fe, New Mexico (now closed)	*	1%	4%	8%
Yes, at Montreat Conference Center in Montreat, North Carolina	6%	6%	38%	30%
Yes, at Stony Point Center in Stony Point, New York.....	1%	2%	10%	13%
No.....	92%	91%	52%	57%

Q19. How important would it be to you, personally, that the location of an overnight church retreat you were to attend had each of the following facilities or features?

a. Air conditioning

Essential.....	22%	23%	23%	20%
Important	44%	47%	47%	48%
Not important	23%	23%	22%	23%
Not a consideration.....	8%	6%	7%	8%
Don't know	3%	1%	1%	1%

b. Air conditioning supplied at least partially by renewable energy sources such as solar power or wind power

Essential.....	5%	4%	3%	5%
Important	24%	26%	32%	42%
Not important	34%	37%	33%	27%
Not a consideration.....	32%	31%	30%	22%
Don't know	5%	2%	2%	3%

c. Central heating

Essential.....	28%	26%	25%	22%
Important	53%	56%	56%	56%
Not important	13%	13%	13%	14%
Not a consideration.....	4%	4%	5%	6%
Don't know	2%	1%	1%	2%

Note: Percentages may not add to 100 due to rounding

* = less than 0.5%; rounds to zero

— = zero (0.0); no cases in this category

+ = nonresponses of 10% or more on this question (reported percentages for all questions omit nonresponses)

n = number of respondents eligible to answer this question

◆ = percentages add to more than 100 because respondents could make more than one response

Q19. How important would it be to you, personally, that the location of an overnight church retreat you were to attend had each of the following facilities or features?

d. Central heating supplied at least partially by renewable energy sources such as solar power or wind power

	+			
Essential.....	5%	4%	3%	7%
Important	23%	27%	34%	43%
Not important	34%	36%	31%	25%
Not a consideration.....	32%	30%	30%	22%
Don't know.....	5%	2%	2%	3%

e. Daily maid and laundry services

Essential.....	1%	1%	1%	1%
Important	7%	7%	5%	7%
Not important	56%	59%	60%	55%
Not a consideration.....	34%	33%	34%	37%
Don't know.....	2%	1%	*	—

f. Exercise room

Essential.....	1%	1%	1%	5%
Important	11%	11%	13%	17%
Not important	54%	55%	54%	46%
Not a consideration.....	32%	33%	32%	32%
Don't know.....	2%	1%	—	—

g. Indoor sleeping facility (versus camping)

Essential.....	33%	34%	36%	38%
Important	48%	49%	50%	49%
Not important	14%	13%	11%	9%
Not a consideration.....	3%	3%	4%	4%
Don't know.....	2%	1%	*	—

h. Large assembly hall or meeting space

Essential.....	15%	19%	27%	28%
Important	55%	58%	57%	54%
Not important	22%	18%	12%	13%
Not a consideration.....	5%	5%	3%	4%
Don't know.....	2%	*	1%	1%

i. Linens and towels provided

Essential.....	9%	7%	10%	11%
Important	32%	33%	35%	34%
Not important	44%	45%	43%	41%
Not a consideration.....	13%	14%	12%	13%
Don't know.....	2%	1%	*	1%

Note: Percentages may not add to 100 due to rounding

* = less than 0.5%; rounds to zero

— = zero (0.0); no cases in this category

+ = nonresponses of 10% or more on this question (reported percentages for all questions omit nonresponses)

n = number of respondents eligible to answer this question

◆ = percentages add to more than 100 because respondents could make more than one response

Q19. How important would it be to you, personally, that the location of an overnight church retreat you were to attend had each of the following facilities or features?

j. Located within 100 miles of your church

Essential.....	14%	16%	21%	15%
Important	51%	56%	52%	49%
Not important	26%	23%	24%	31%
Not a consideration.....	6%	4%	3%	4%
Don't know.....	2%	1%	*	1%

k. Meals provided by the host facility

Essential.....	17%	16%	22%	23%
Important	61%	60%	63%	57%
Not important	16%	19%	14%	18%
Not a consideration.....	4%	4%	1%	2%
Don't know.....	2%	*	*	—

l. Meals provided by the host facility with an emphasis on locally produced or Fair Trade food

Essential.....	4%	4%	4%	12%
Important	25%	26%	33%	45%
Not important	40%	44%	37%	26%
Not a consideration.....	26%	24%	25%	15%
Don't know.....	4%	2%	1%	2%

m. Motel-like sleeping facility (versus dorm-style)

Essential.....	12%	13%	15%	19%
Important	36%	38%	46%	46%
Not important	39%	40%	34%	30%
Not a consideration.....	9%	8%	5%	5%
Don't know.....	3%	1%	*	—

n. Outdoor team-building or challenge course

Essential.....	2%	2%	1%	2%
Important	19%	22%	25%	22%
Not important	50%	54%	57%	52%
Not a consideration.....	25%	21%	16%	23%
Don't know.....	4%	2%	1%	*

o. Picnic facilities

Essential.....	2%	2%	2%	2%
Important	26%	31%	28%	26%
Not important	53%	52%	56%	53%
Not a consideration.....	15%	13%	14%	17%
Don't know.....	3%	1%	1%	1%

Note: Percentages may not add to 100 due to rounding

* = less than 0.5%; rounds to zero

— = zero (0.0); no cases in this category

+ = nonresponses of 10% or more on this question (reported percentages for all questions omit nonresponses)

n = number of respondents eligible to answer this question

◆ = percentages add to more than 100 because respondents could make more than one response

Q19. How important would it be to you, personally, that the location of an overnight church retreat you were to attend had each of the following facilities or features?

p. Presbyterian affiliation

Essential.....	6%	8%	3%	5%
Important	32%	36%	32%	28%
Not important	46%	46%	50%	53%
Not a consideration.....	14%	9%	14%	14%
Don't know.....	3%	1%	*	—

q. Private baths

Essential.....	18%	19%	15%	22%
Important	50%	49%	50%	41%
Not important	26%	28%	32%	33%
Not a consideration.....	4%	3%	3%	4%
Don't know.....	1%	*	1%	—

r. Private group kitchen for meals or snacks

Essential.....	1%	3%	3%	3%
Important	29%	30%	35%	31%
Not important	56%	56%	54%	53%
Not a consideration.....	11%	10%	8%	13%
Don't know.....	3%	1%	*	1%

s. Recreational activities

Essential.....	7%	7%	10%	12%
Important	56%	48%	60%	55%
Not important	28%	37%	25%	26%
Not a consideration.....	6%	7%	5%	6%
Don't know.....	3%	1%	—	*

t. Rural setting

Essential.....	4%	5%	6%	6%
Important	35%	34%	41%	39%
Not important	49%	50%	45%	46%
Not a consideration.....	9%	9%	8%	8%
Don't know.....	3%	1%	*	*

u. Separate building or area for your group

Essential.....	3%	4%	6%	9%
Important	39%	38%	54%	47%
Not important	48%	51%	35%	37%
Not a consideration.....	7%	6%	5%	6%
Don't know.....	2%	1%	*	1%

Note: Percentages may not add to 100 due to rounding

* = less than 0.5%; rounds to zero

— = zero (0.0); no cases in this category

+ = nonresponses of 10% or more on this question (reported percentages for all questions omit nonresponses)

n = number of respondents eligible to answer this question

◆ = percentages add to more than 100 because respondents could make more than one response

Q19. How important would it be to you, personally, that the location of an overnight church retreat you were to attend had each of the following facilities or features?

v. Single-occupancy rooms available

Essential.....	8%	10%	13%	18%
Important	38%	36%	51%	50%
Not important	42%	47%	32%	29%
Not a consideration.....	10%	6%	4%	2%
Don't know.....	2%	1%	*	—

w. Swimming pool

Essential.....	1%	2%	3%	2%
Important	12%	12%	14%	15%
Not important	64%	64%	65%	60%
Not a consideration.....	21%	21%	18%	22%
Don't know.....	2%	1%	1%	—

x. Telephone in each room

Essential.....	2%	2%	1%	1%
Important	9%	6%	3%	3%
Not important	60%	65%	64%	64%
Not a consideration.....	28%	26%	31%	32%
Don't know.....	1%	1%	*	—

y. Television in each room

Essential.....	3%	2%	1%	*
Important	13%	10%	5%	5%
Not important	57%	60%	59%	61%
Not a consideration.....	25%	26%	35%	33%
Don't know.....	1%	1%	*	*

z. Wireless Internet access in a public place

Essential.....	5%	6%	18%	14%
Important	34%	38%	50%	57%
Not important	40%	39%	23%	18%
Not a consideration.....	18%	15%	9%	10%
Don't know.....	2%	1%	*	—

aa. Wireless Internet in each room

Essential.....	3%	2%	6%	7%
Important	11%	12%	26%	23%
Not important	60%	63%	51%	52%
Not a consideration.....	24%	23%	16%	17%
Don't know.....	2%	1%	—	*

Note: Percentages may not add to 100 due to rounding

* = less than 0.5%; rounds to zero

— = zero (0.0); no cases in this category

+ = nonresponses of 10% or more on this question (reported percentages for all questions omit nonresponses)

n = number of respondents eligible to answer this question

◆ = percentages add to more than 100 because respondents could make more than one response

Q19. How important would it be to you, personally, that the location of an overnight church retreat you were to attend had each of the following facilities or features?

bb. Other (please specify): _____

	+	+	+	+
Essential.....	20%	19%	45%	74%
Important	16%	12%	21%	16%
Not important	28%	22%	18%	5%
Not a consideration.....	32%	25%	16%	5%
Don't know.....	4%	22%	—	—

Q20. What is your gender?

Female.....	62%	53%	30%	48%
Male	38%	47%	70%	52%

Q21. Please use this space or another page for any additional comments.

[see Appendix B]

Response from:

Paper	72%	54%	36%	45%
Web.....	28%	46%	64%	55%

Note: Percentages may not add to 100 due to rounding

- * = less than 0.5%; rounds to zero
- = zero (0.0); no cases in this category
- + = nonresponses of 10% or more on this question (reported percentages for all questions omit nonresponses)
- n = number of respondents eligible to answer this question
- ◆ = percentages add to more than 100 because respondents could make more than one response