



Presbyterian Church (USA) Payer Express

November 08, 2018



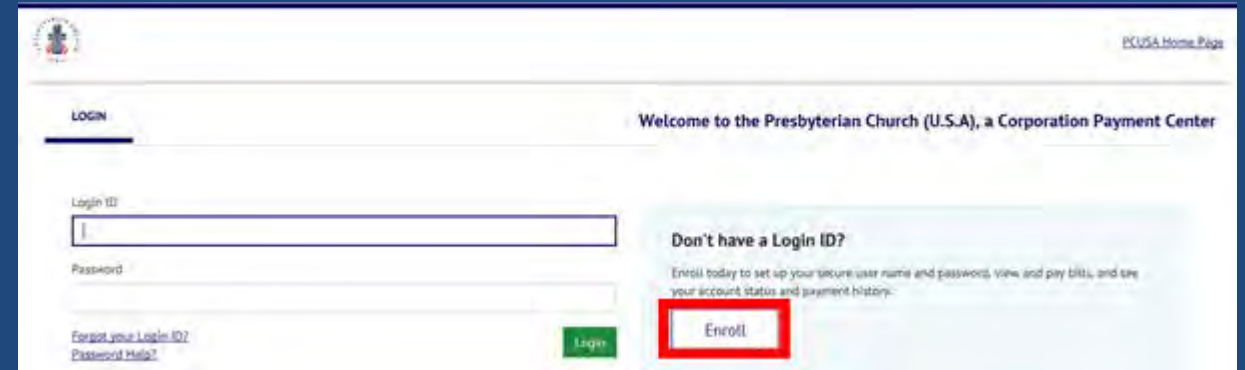
Payer Express

Payer Express is an online portal through PNC bank which allows PCUSA to accept ACH and credit card payments for per capita payments and mission donations. The advantages of Payer Express include:

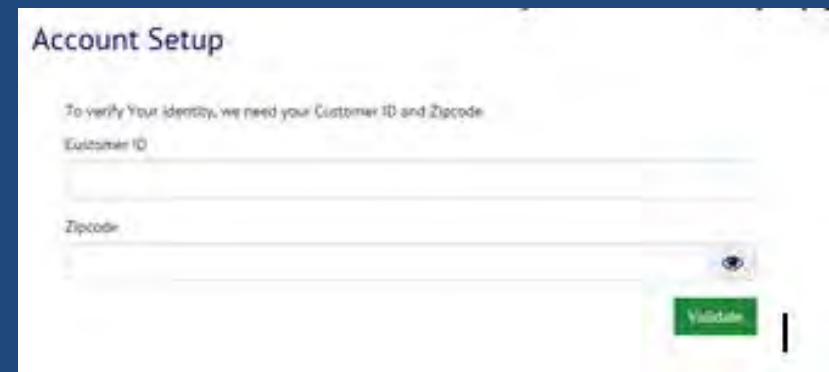
- Presbyteries have the ability to see all outstanding per capita on their account.
- Presbyteries can setup recurring payments for per capita being paid based on a payment arrangement, eliminating the need to manually make the payment each month.
- Presbyteries may make payment via either ACH or credit card. These payments are received in PCUSA's bank account in 1 – 2 days, reducing receipt time versus checks mailed to the lockbox.
- Payments are deposited based on the information selected in Payer Express, which eliminates funds deposited in the wrong lockbox/account and having to be identified and transferred.
- Electronic payments are more efficient for both parties.



Presbyteries can access the Payer Express online payment portal at www.pcusa.org.



First time users Enroll utilizing the Customer ID (PIN) and Zip Code listed on the per capita invoice





Complete the Profile contact information. The email address entered here will receive all Payer Express communications (new invoice notifications, payment receipts, etc.).

Create the Login ID and Password, as well as Security Image.

The screenshot shows the 'Account Setup' page with the 'PROFILE' tab selected. It contains input fields for 'Company Name', 'Phone' (with a 'MOBILE' dropdown), and 'Email'. There are also links for 'Add Another Telephone Number' and 'Add Another Email Address'.

The screenshot shows the 'Account Setup' page with the 'LOGIN & PASSWORD' tab selected. It features a 'Create an Account' section with fields for 'Login ID', 'Password', and 'Re-enter password, just to be sure'. To the right is a 'Choose a Security Image and give it a label' section with a grid of 12 image options and a text input field for labeling the chosen image.



Complete the Security Questions.

Choose Your Security Questions

We'll use these questions to help verify your identity if you forget your login credentials. Make sure you give answers that you can easily remember.

Question 1 What is your grandmother's maiden name on your father's side?	Answer 1 <input type="text"/>
Question 2 What is your grandmother's maiden name on your mother's side?	Answer 2 <input type="text"/>
Question 3 How many brothers and sisters did your mother have?	Answer 3 <input type="text"/>
Question 4 What city was your first job in?	Answer 4 <input type="text"/>
Question 5 What was your boss's first name at your first job?	Answer 5 <input type="text"/>

Accept the Terms of Service.

Account Setup

✓ PROFILE ✓ LOGIN & PASSWORD **TERMS OF SERVICE** PAYMENT ACCOUNTS

[Terms of Service](#)

By clicking this box, you are enrolling in this service and have read and agree to the [Terms of Service](#) for this site.

Enter Payment Information

Account Setup

✓ PROFILE ✓ LOGIN & PASSWORD ✓ TERMS OF SERVICE **PAYMENT ACCOUNTS**

You may select a default payment method now. After enrollment you can manage your payment methods.

Bank Accounts Link to Bank Accounts **Card Accounts** Link to Card Accounts **Add Later** Add your payment method later

ADD BANK ACCOUNT

Account Type <input type="button" value="Personal"/> <input type="button" value="Business"/>	Account # <input type="text"/>
Banking Type <input type="button" value="Checking Account"/> <input type="button" value="Savings Account"/>	Re-enter Account # <input type="text"/>
Give This Account a Nickname <input type="text"/>	<p>Pay to the Order of _____</p> <p>123456789 000123456 1111</p> <p>Routing Number Account Number</p>
Name on the Account Westminster Communities of Florida	
Routing Number <input type="text"/>	

Agree and Add Account

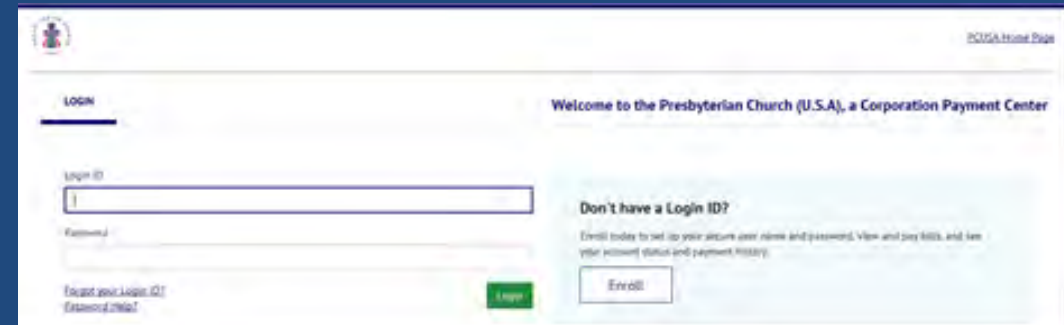
Make sure to use your bank account number, not your ATM or



Activate the account utilizing the "Activate" button on the Payer Express email received.



Login utilizing the ID and password established during setup.





Enter the Payment Amount for either a per capita invoice or donation and click Continue to Payment.

Statement Date	Due Date	Invoice Number	Amount Due	Payment Amount
1/01/2018	1/01/2018	Donations	0.00	5000.00
11/08/2017	1/01/2018	2672	33,359.00	33,359.00
12/06/2016	1/01/2017	1254	0.00	0.00

1: PAYMENT SUMMARY
1: Invoice Number: \$5,000.00
Remove All
Payment Method: Add A Payment Method
Presbyterian PNC BANK, NJ
Pay Date: 7/18/2018
Payments confirmed before Wednesday, July 18, 2018 8:00 PM ET will be posted on Wednesday, July 18, 2018. Payments confirmed after Wednesday, July 18, 2018 8:00 PM ET will be posted on Thursday, July 19, 2018.
Cancel Continue to Payment

Agree to the Terms and Conditions and click Make Payment to submit.

Verify Payment

1: PAYMENT SUMMARY
1: Invoice Number: \$5,000.00
Payment Method: Add A Payment Method
Presbyterian PNC BANK, NJ
Payment Date: 7/18/2018
Payments confirmed before Wednesday, July 18, 2018 8:00 PM ET will be posted on Wednesday, July 18, 2018. Payments confirmed after Wednesday, July 18, 2018 8:00 PM ET will be posted on Thursday, July 19, 2018.

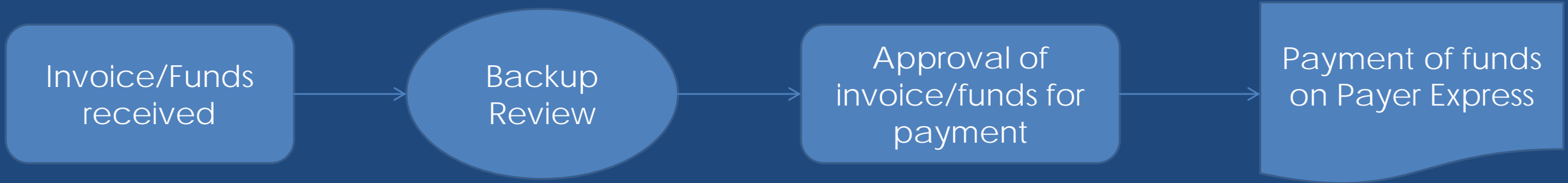
Terms and Conditions
These terms and conditions are designed to provide you information on the services we provide and outline important conditions that apply to your using this service. PNC Demo and various third party vendors provide the internet bill presentation and payment service. It is subject to the consumer banking regulatory provisions described in Regulation E of the Electronic Fund Transfer Act, when you open your account with us, or any third party vendor acting on our behalf, you, and any person you authorize to perform functions on your account, agree to these terms and conditions.
1. Erroneous Instructions. If we receive a payment instruction authorized by you and the instruction is erroneous in any way, we shall have no obligation or liability for the error.
2. Transaction Limitations. Please be aware that certain types of bank accounts have limits on the numbers of transfers or withdrawals that may be made per month. Your bank may refuse transfers which would exceed such limits, or we recommend you check with your bank to determine what.
[Print Terms and Conditions](#)

By checking this box you agree to the terms and conditions stated above.
By clicking the **Make Payment** button I, **Ohio Valley Presbyterian**, confirm that today, Wednesday July 18, 2018, I am authorizing a one-time payment from my Checking account ending in ****3456 in the amount of \$5000.00 USD to be remitted to Presbyterian Church (USA), a Corporation in Ohio. This payment will occur on or after Thursday July 19, 2018.
Payments confirmed before Wednesday, July 18, 2018 8:00 PM ET will be posted on Wednesday, July 18, 2018. Payments confirmed after Wednesday, July 18, 2018 8:00 PM ET will be posted on Thursday, July 19, 2018.
If you have any questions regarding this transaction request, please call 302-595-5426.

Make Payment
Cancel



Internal Controls





Donations from Individuals

Payer Express will not be utilized to accept donations from individuals. PCUSA already has online donation capabilities available on the www.presbyterianmission.org website.

Individuals requesting to donate online should be directed to the Donate link on this site.

The screenshot shows the top navigation bar of the Presbyterian Mission website. The logo is on the left, followed by the text 'Presbyterian Church (U.S.A.)' and 'Presbyterian Mission'. To the right are links for 'NEWS & COMMUNICATIONS', 'PROGRAMS & SERVICES', 'STORE', and a search bar. Below these are links for 'WHAT WE BELIEVE', 'WHAT WE DO', 'WHO WE ARE', 'MISSION RESOURCES', and 'GET INVOLVED'. A prominent blue 'Donate' button is on the far right. The main content area features a photograph of a group of people in prayer, with the text 'Evangelism & Discipleship' overlaid. At the bottom, there are three main sections: 'View Devotions >' with a cross icon and a quote from Isaiah 40:28; 'Events Calendar View Events >' with a calendar icon; and 'Make A Donation View Opportunities >' with a heart icon. A small pop-up form is visible in the bottom right corner, asking if the user is interested in a newsletter and providing an email input field.

QUESTIONS

